









# King County Adopt a Road Map

-  King County Adopt a Road
-  Sammamish City Boundary
-  Sammamish Parks
-  Non-City Parks
-  Athletic Fields
-  Schools
-  Streets
-  City Hall

