

Financial Management Report

Actuals through September 30, 2021



Table of Contents

Executive Summary	2
Stoplight Chart by Revenue Type.....	3
Stoplight Chart by Expenditure Type	4
Biennial Budget to Actual Comparison-Revenues & Expenditures.....	5
Actual Revenue to Expenditure Comparison – NO TRANSFERS	6
Cash Balances by Fund	7
Debt Outstanding & Legal Debt Capacity	8
Fund Summary; Budget, Monthly Actual, YTD Actual Expenditure	9-10
Graphs	
• Property Tax	11
• REET 1 & 2	12
• Sales Tax	13
• Surface Water Fees	14
• Building Permits	15
• Building Plan Check Fees	16
• Interest Income	17
Consolidated Revenue Report by Type	18-20
Capital Expenditures by Type	21
Salaries & Benefits	22-23
Detail Expenditures All Sources	24-37
Revenue Detail by Fund	38-50
Expenditure Detail by Fund & Department	51-84
Investment Reporting	85-88

Executive Summary

Economy: The Conference Board Consumer Confidence Index declined again in September following decreases in both July and August. The drop is attributed to the continued spread of the Delta variant and concerns about the state of the economy. Inflation is still a concern with the national CPI-U index reporting a 5.4% increase in the 12 months ended in July and the Seattle average recording a 5.5% increase in the 12 months that ended in June. Economic advisors have mixed thoughts regarding the longevity of the current inflation levels. Washington State's unemployment dropped to 5.0% in July from 5.2% in June and the national unemployment rate fell to 5.2% in August from 5.4% in July. Seattle-area home prices continue to increase rapidly with low inventory and strong demand leading to multiple offers on homes with price escalations. According to the Case-Shiller, not seasonally adjusted index, Seattle area home prices took the biggest 12-month jump ever, climbing 25.5% year-over-year in July.

Revenues: Total revenues through September are approximately \$2.1 million higher in 2021 than for the same period in 2020 with larger variances explained below:

- Taxes in total are \$5.7 million higher through September 2021 than 2020. Large variances by type of tax are outlined below:
 - *Property taxes are \$1.2 million higher through September of 2021 than they were last year through the same period. This 7% increase is a result of taking half of the banked capacity, the 1% allowable increase for 2021 and taxes from new construction. The majority of these taxes typically come in the April/May and October/November timeframe, YTD 56% of the annual budget has been collected.
 - *Sales taxes are approximately \$0.9 million higher, or 23% through September of 2021 compared to 2020. This is due to increases in all categories of sales, especially online retail, construction and services categories.
 - *Real Estate Excise Tax revenue through August is higher by \$3.2 million compared to September of 2020 due to a 31% increase in the median price of homes sold and a 28% increase in the number of homes sold (1,181 versus 924).
- Charges for Goods & Services are lower than 2020 levels by more than \$700,000. These revenues are primarily lower this year due to receiving more than \$900,000 less in impact and mitigation fees in 2021 and \$200,000 less in plan check fees. These have been partially offset by higher field use and surface water fees.
- Miscellaneous revenues are lower primarily due to receiving less interest income. This decrease in interest income is due to lower interest rates, lower invested balances and having fewer investments maturing this year.

REVENUE TYPE	2020 ACTUAL	YTD '20 ACTUAL	2021 BUDGET	2021 ACTUAL	PERCENT COLLECTED	'21-'20 YTD \$ VARIANCE
Taxes	\$ 45,690,437	\$ 27,086,830	\$ 44,989,500	\$ 32,754,133	73%	\$ 5,667,304
Licenses/Permits	2,298,298	1,472,822	1,599,000	1,212,353	76%	(260,469)
Intergovernmental	10,208,190	6,923,889	5,719,306	4,801,110	84%	(2,122,780)
Chgs Goods/Svcs	13,823,907	8,254,124	12,831,835	7,532,139	59%	(721,984)
Fines & Forfeits	187,686	58,189	381,000	3,269	1%	(54,919)
Miscellaneous	2,793,127	1,262,857	1,528,440	900,036	59%	(362,820)
TOTAL	\$ 75,001,645	\$ 45,058,710	\$ 67,049,081	\$ 47,203,041	70%	\$ 2,144,331

Expenditures: Total expenditures through September of 2021 are approximately \$13.6 million lower than they were through September of 2020. Personnel costs are close to \$1.0 million higher than last year at this time, due to step increases, fewer vacancies and the temporary addition of some limited term employees. The amount paid on the police and fire contracts is higher than last year due to the timing of paying on the fire contract. Capital spending is down year over year primarily due to greater spending on the George Davis Creek, SE 4th Street, and Issaquah Fall City Road projects in 2020. Additionally, only 10% of the Parks Capital budget and 9% of the Surface Water budget have been spent YTD.

Combined Total: For the first nine months of the year, for all funds, the City's total revenues were \$2.7 million higher than total expenditures.

EXPENDITURE TYPE	2020 ACTUAL	YTD '20 ACTUAL	2021 BUDGET	2021 YTD ACTUAL	PERCENT EXPENDED	'21-'20 YTD \$ VARIANCE
Personnel	\$ 15,846,594	\$ 11,732,683	\$ 19,013,350	\$ 12,689,069	67%	\$ 956,386
Maintenance & Oper	17,173,380	10,685,688	26,447,716	10,385,016	39%	(300,673)
Police & Fire Contracts	15,434,936	10,342,783	16,465,853	10,994,916	67%	652,133
Debt	548,922	539,145	546,256	536,244	98%	(2,901)
Capital	38,321,358	24,846,261	21,551,302	9,921,132	46%	(14,925,129)
TOTAL	\$ 87,325,190	\$ 58,146,561	\$ 84,024,477	\$ 44,526,377	53%	\$ (13,620,184)

TOP BUDGETED REVENUE ITEMS BY TYPE (NO TRANSFERS)
Actuals thru September 30, 2021

	2020 ACTUAL	Revenue Description	Annual BUDGET	Year-to-Date ACTUAL	Percent collected	Balance To Go	
<i>Column:</i>	(A)	(B)	(C)	(D)	(E)	(F)	
<i>Calculation:</i>					(D/C)	(C-D)	
\$	30,110,090	Property Tax	\$ 31,600,000	\$ 17,802,004	56.34%	\$ 13,797,996	
	6,341,972	Sales & Use Tax	5,400,000	5,329,692	98.70%	70,308	
	8,869,408	Surface Water Fees	9,013,500	4,967,530	55.11%	4,045,970	
	1,225,207	Street Fuel Tax	1,187,000	969,402	81.67%	217,598	
	1,844,705	Local Crim Justice Sales Tax	1,700,000	1,556,336	91.55%	143,664	
	1,451,346	Investment Interest Earnings	672,000	168,249	25.04%	503,751	
	971,265	Building Permits	520,000	406,953	78.26%	113,047	
	728,140	Cable Franchise Fee	720,000	342,347	47.55%	377,653	
	941,815	Liquor Fees	987,100	717,972	72.74%	269,128	
	616,001	Building Plan Check Fees	440,000	291,931	66.35%	148,069	
\$	53,099,949	Total Top 10 Operating	\$ 52,239,600	\$ 32,552,416	62.31%	\$ 19,687,184	
\$	7,063,595	Real Estate Excise Tax - #1 & #2	\$ 6,000,000	\$ 7,873,432	131.22%	\$ (1,873,432)	
	1,339,227	Traffic Impact Fees	640,000	375,978	58.75%	264,022	
	970,416	Parks Impact Fees	440,000	242,604	55.14%	197,396	
\$	9,373,238	Top 3 Capital Recurring	\$ 7,080,000	\$ 8,492,014	119.94%	\$ (1,412,014)	
\$	12,528,458	Other Revenues (NO Transfers)	\$ 7,729,481	\$ 6,158,612	79.68%	\$ 1,570,869	
\$	75,001,645	TOTAL REVENUES	\$ 67,049,081	\$ 47,203,041	70.40%	\$ 19,846,040	

LEGEND:

- Green = Annual Performance is within expectations set in the budget
- Yellow = Annual performance indicates this may become an area of concern in the future
- Red = Annual Performance in this area is a cause for concern

BUDGETED EXPENDITURES BY CATEGORY (NO TRANSFERS)
Actuals thru September 30, 2021

	2020 ACTUAL	Expenditure Category	Annual BUDGET	Year-to-Date ACTUAL	Percent Expended	Balance To Go	
<i>Column:</i>	(A)	(B)	(C)	(D)	(E)	(F)	
<i>Calculation:</i>					(D/C)	(C-D)	
	\$ 15,846,594	Personnel	\$ 19,013,350	\$ 12,689,069	66.74%	\$ 6,324,281	●
	1,280,699	Supplies	1,836,270	655,304	35.69%	1,180,966	●
	15,892,681	Services & Charges	24,611,446	9,729,712	39.53%	14,881,734	●
	10,256	Intergovernmental Debt	10,256	244	2.38%	10,012	●
	8,002,512	EF&R Contract	8,085,653	5,944,304	73.52%	2,141,349	●
	7,432,424	Police Contract	8,380,200	5,050,612	60.27%	3,329,588	●
	38,321,358	Capital	21,551,302	9,921,132	46.03%	11,630,170	●
	538,667	Debt Service	536,000	536,000	100.00%	(0)	●
	\$ 87,325,190	TOTAL EXPENDITURES	\$ 84,024,477	\$ 44,526,377	52.99%	\$ 39,498,100	●

LEGEND:



Green = Annual Performance is within expectations set in the budget



Yellow = Annual performance indicates this may become an area of concern in the future



Red = Annual Performance in this area is a cause for concern

BIENNIAL REVENUES BUDGET TO ACTUAL COMPARISON (INCLUDING TRANSFERS)

Information presented to comply with RCW 35A.34.240

<u>Fund</u>	<u>Revised 21/22 Budget</u>	<u>2021 Actuals Through August 2021</u>	<u>Actuals September 2021</u>	<u>2021 Actuals Through September 2021</u>	<u>Uncollected Balance</u>	<u>Percent Uncollected</u>
General	\$ 113,843,014	\$ 38,283,437	\$ 2,091,960	\$ 40,375,397	\$ 73,467,617	64.53%
ARPA	2,379,956	2,381,234	(1,278)	2,379,956	-	0.00%
Street	2,726,200	823,687	145,715	969,402	1,756,798	64.44%
Debt Service	536,000	536,000	1	536,001	-	0.00%
CIP General Government	5,860,000	2,507,442	-	2,507,442	3,352,558	57.21%
CIP Parks	8,067,500	3,862,750	538,297	4,401,047	3,666,453	45.45%
CIP Transportation	17,498,000	9,319,616	560,693	9,880,308	7,617,692	43.53%
Surface Water Operating	18,457,500	4,878,312	158,173	5,036,485	13,421,015	72.71%
CIP Surface Water	5,837,000	2,622,050	309,128	2,931,178	2,905,822	49.78%
Equipment Replacement	1,621,674	527,919	65,168	593,088	1,028,586	63.43%
Information Services	5,721,700	1,916,361	239,225	2,155,586	3,566,114	62.33%
Insurance	1,057,000	373,710	41,500	415,210	641,790	60.72%
Total	\$ 183,605,544	\$ 68,032,519	\$ 4,148,581	\$ 72,181,100	\$ 111,424,445	60.69%

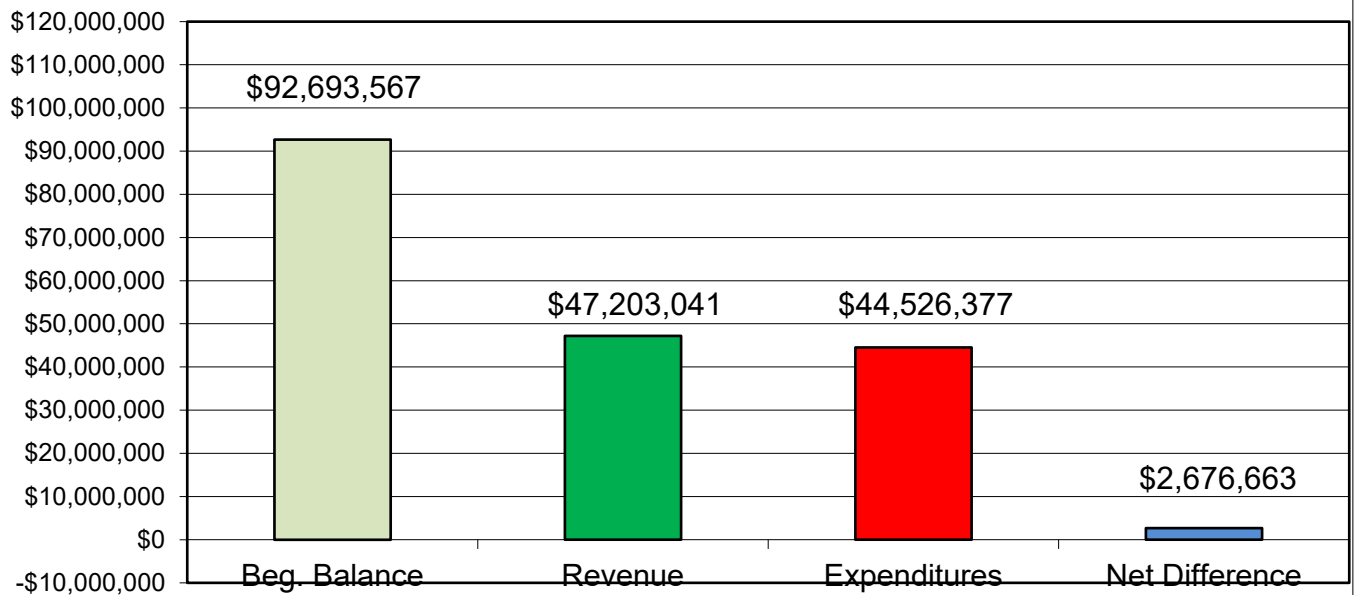
BIENNIAL EXPENDITURES BUDGET TO ACTUAL COMPARISON (INCLUDING TRANSFERS)

<u>Fund</u>	<u>Revised 21/22 Budget</u>	<u>2021 Actuals Through August 2021</u>	<u>Actuals September 2021</u>	<u>2021 Actuals Through September 2021</u>	<u>Unexpended Balance</u>	<u>Percent Unexpended</u>
General	\$ 118,995,638	\$ 34,696,944	\$ 4,954,916	\$ 39,651,860	\$ 79,343,778	66.68%
ARPA	2,379,956	-	-	-	2,379,956	100.00%
Street	12,445,316	10,542,803	145,715	10,688,518	1,756,798	14.12%
Debt Service	536,000	536,000	-	536,000	(0)	(0.00%)
CIP General Government	9,519,100	245,078	574,539	819,617	8,699,483	91.39%
CIP Parks	20,099,400	579,856	2,714	582,570	19,516,830	97.10%
CIP Transportation	18,095,200	8,470,300	(104,626)	8,365,673	9,729,527	53.77%
Surface Water Operating	17,252,531	5,349,454	570,489	5,919,942	11,332,589	65.69%
CIP Surface Water	7,590,256	316,803	187,143	503,946	7,086,310	93.36%
Equipment Replacement	849,669	119,382	4,323	123,706	725,963	85.44%
Information Services	6,466,700	1,637,058	210,681	1,847,739	4,618,961	71.43%
Insurance	1,051,000	464,865	-	464,865	586,135	55.77%
Total	\$ 215,280,766	\$ 62,958,542	\$ 6,545,894	\$ 69,504,436	\$ 145,776,330	67.71%

**City of Sammamish
Fund Summary
Year-to-Date Actual Revenue to Expenditure Comparison-NO TRANSFERS
Month Ending September 30, 2021**

Fund	Fund Name	Reference Only	YTD Actual Revenue	YTD Actual Expenditures	Rev-Exp
		2021 Beg. Balance			YTD
					Net Difference
001	General Fund	\$ 37,708,763	\$ 29,661,879	\$ 29,084,643	\$ 577,236
002	ARPA Fund	-	2,379,956	-	2,379,956
101	Street Fund	9,719,116	969,402	-	969,402
201	G.O. Debt Service Fund	-	-	536,000	(536,000)
301	Gen Gov't Capital Projects Fund	3,672,030	7,442	819,617	(812,175)
302	Parks Capital Improvements Fund	23,423,243	4,401,047	557,570	3,843,478
340	Transportation CIP Fund	8,012,160	4,560,308	7,829,673	(3,269,365)
408	Surface Water Management Fund	5,219,071	5,036,485	2,758,619	2,277,867
438	Surface Water Capital Projects	2,015,545	177,178	503,946	(326,768)
501	Equipment Rental & Replacement	1,296,468	6,572	123,706	(117,133)
502	Technology Replacement	1,269,828	2,561	1,847,739	(1,845,178)
503	Risk Management	357,343	210	464,865	(464,656)
Total of All Funds		\$ 92,693,567	\$ 47,203,041	\$ 44,526,377	\$ 2,676,663

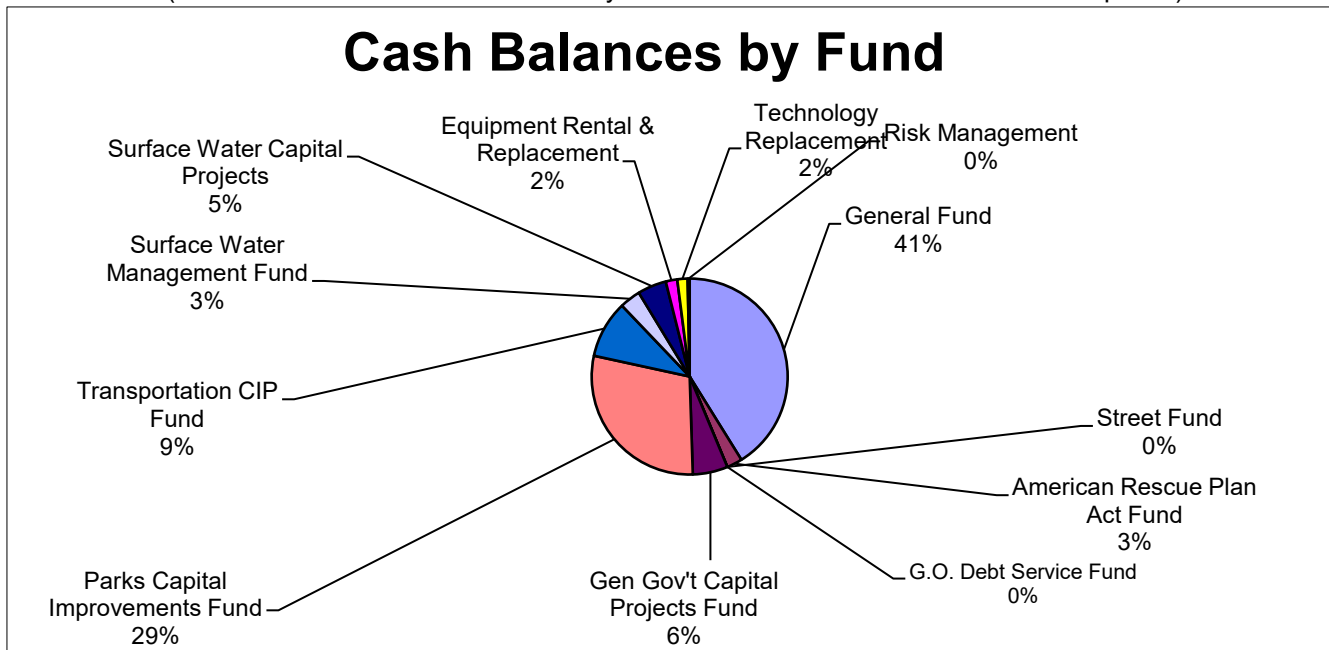
**YTD - Summary of Real Dollars
(No Interfund Transfers)**



**City of Sammamish
Fund Summary
Cash Balances by Fund*
Month Ending September 30, 2021**

Fund	Fund Name	Ending Cash
001	General Fund	\$ 38,070,666
002	American Rescue Plan Act Fund	2,379,956
101	Street Fund	-
201	G.O. Debt Service Fund	-
301	Gen Gov't Capital Projects Fund	5,338,464
302	Parks Capital Improvements Fund	26,757,247
340	Transportation CIP Fund	8,751,376
408	Surface Water Management Fund	3,192,952
438	Surface Water Capital Projects	4,396,156
501	Equipment Rental & Replacement	1,757,673
502	Technology Replacement	1,570,964
503	Risk Management	305,616
Total \$		92,521,070

*(Fund Cash is Consolidated in the City's Investment Portfolio for Investment Purposes)



City of Sammamish
Debt Outstanding and Legal Debt Capacity
Month Ending September 30, 2021

2001 Public Works Trust Fund (PWTF) Loan. In 2001 the city borrowed \$10,000,000 from the WA State Public Works Trust Fund at an interest rate of 0.5% to improve 228th Avenue. Payment for this loan is made from the Transportation Capital Improvement Fund (340).

1999 and 2001 King County Limited General Obligation Bonds. Upon incorporation in 1999, the residents of the newly formed City of Sammamish remained liable for payment of a share of a King County bond issue that was payable from King County Surface Water fees. Subsequent annexations added a share of the liability for a 2001 King County bond issue to the newly annexed Sammamish residents. These debt payments are made by the City from the Surface Water Capital Fund (438).

Debt Issuance	Original Amount Issued	Remaining Balance
2001 PWTF	\$ 10,000,000	\$ -
King County Bonds	1,209,615	9,768
Total Principal	\$ 11,209,615	\$ 9,768

*The King County Bonds do not affect the City's debt capacity.

<u>Future Debt Payments</u>		
Payment Year	Principal	Interest
2021	9,768	244
Total	\$ 9,768	\$ 244

<u>Legal Debt Capacity</u>				
Assessed Valuation for 2021 Property Taxes - \$19,851,689,778				
Debt Limits	<u>General Capacity</u>		<u>Parks/Open Space</u>	<u>Total</u>
	Non-Voted	Voted		
2.5% of AV	\$ -	\$ 496,292,244	\$ 496,292,244	\$ 992,584,489
1.5% of AV	297,775,347	(297,775,347)	-	-
Legal Limit	\$ 297,775,347	\$ 198,516,898	\$ 496,292,244	\$ 992,584,489
Less Outstanding Debt:	\$ -	\$ -	\$ -	\$ -
Remaining Capacity	\$ 297,775,347	\$ 198,516,898	\$ 496,292,244	\$ 992,584,489

City of Sammamish
Summary of Expenditures by Fund
Budget to Actual Expenditure Comparison
Month Ending September 30, 2021

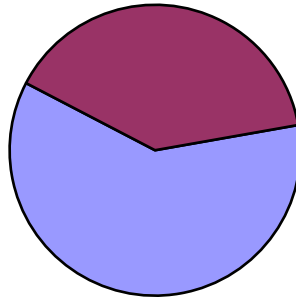
Department	Section	BUDGET	Monthly Actual	YTD Actual Expended	YTD % Expended
City Council		\$ 391,800	\$ 43,202	\$ 219,134	56%
City Manager	Administration	\$ 1,043,900	\$ 74,120	\$ 598,409	57%
	Communications	558,100	43,562	363,916	65%
	Total	\$ 1,602,000	\$ 117,683	\$ 962,325	60%
Finance		\$ 1,347,950	\$ 130,956	\$ 990,885	74%
Legal Services		\$ 2,261,000	\$ 212,424	\$ 965,589	43%
Administrative Services	City Clerk	\$ 729,400	\$ 32,954	\$ 280,166	38%
	Human Resources	396,600	29,492	305,896	77%
	Administration	351,300	-	-	0%
	Total	\$ 1,477,300	\$ 62,446	\$ 586,062	40%
Facilities		\$ 2,357,700	\$ 353,870	\$ 1,340,038	57%
Police Services		\$ 8,792,600	\$ 1,408,022	\$ 5,220,828	59%
Fire Services		\$ 8,091,253	\$ 665,549	\$ 5,949,830	74%
Emergency Management		\$ 332,500	\$ 1,468	\$ 174,338	52%
Public Works	Administration	\$ 719,380	\$ 31,750	\$ 427,603	59%
	Engineering	2,147,300	132,983	1,155,225	54%
	Traffic	1,877,570	110,312	733,505	39%
	Maintenance	5,187,410	324,243	2,098,362	40%
	Total	\$ 9,931,660	\$ 599,288	\$ 4,414,694	44%
Social & Human Services		\$ 769,600	\$ 122,976	\$ 381,970	50%
Community Development	Planning	\$ 2,749,750	\$ 213,219	\$ 1,656,959	60%
	Building	1,601,250	111,348	982,906	61%
	Permit Center	489,650	42,098	337,674	69%
	Total	\$ 4,840,650	\$ 366,665	\$ 2,977,539	62%
Parks & Recreation	Arts/Culture Programs	\$ 161,050	\$ 1,773	\$ 25,155	16%
	P&R Administration	682,010	52,481	500,669	73%
	Volunteer Services	217,800	15,221	162,887	75%
	Planning & Dev'l	637,500	37,073	286,376	45%
	Recreation Prgms	678,600	34,226	356,690	53%
	Park Resource Mgt	2,980,780	315,418	1,820,870	61%
	Total	\$ 5,357,740	\$ 456,194	\$ 3,152,646	59%
Non-Departmental	Other Gen Gov't Svcs	\$ 4,349,205	\$ 373,147	\$ 3,180,391	73%
	Covid Response	2,144,140	41,026	1,253,970	*
	Pollution Control	64,000	-	47,559	74%
	Public Health	18,000	-	14,062	78%
	Interfund Transactions	11,500,000	-	7,820,000	*
	Total	\$ 18,075,345	\$ 414,173	\$ 12,315,981	68%
TOTAL GENERAL FUND		\$ 65,629,098	\$ 4,954,916	\$ 39,651,860	60%

Other Funds	Fund Name	Annual Budget	Mo. Amount	Actual Expended	% Expended
	002 ARPA Fund	\$ 2,379,956	\$ -	\$ -	0%
	101 Street Fund	\$ 10,982,216	\$ 145,715	\$ 10,688,518	97%
	201 G.O. Debt Service	\$ 536,000	\$ -	\$ 536,000	100%
	301 Gen Gov't CIP	\$ 4,769,100	\$ 574,539	\$ 819,617	0%
	302 Park's CIP Fund	\$ 5,835,400	\$ 2,714	\$ 582,570	10%
	340 Transportation CIP	\$ 13,916,500	\$ (104,626)	\$ 8,365,673	60%
	408 Surface Wtr Mgt	\$ 9,807,350	\$ 570,489	\$ 5,919,942	60%
	438 Surface Wtr Cap Prj.	\$ 5,750,256	\$ 187,143	\$ 503,946	9%
	501 Equipment Rental	\$ 475,837	\$ 4,323	\$ 123,706	26%
	502 Information Technology	\$ 3,310,700	\$ 210,681	\$ 1,847,739	56%
	503 Risk Mgt Fund	\$ 498,000	\$ -	\$ 464,865	93%
EXPENDITURE TOTALS		\$ 123,890,413	\$ 6,545,894	\$ 69,504,436	56%

Total General Fund Expenditures YTD

Budgeted Expenditures
not spent

\$25,977,238



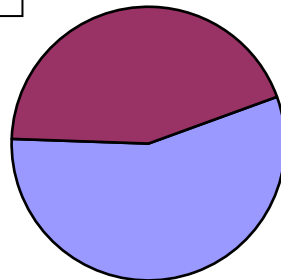
Actual Expenditures
YTD

\$39,651,860

Total All Fund Expenditures YTD

Budgeted Expenditures
not spent

\$54,385,977



Actual Expenditures
YTD

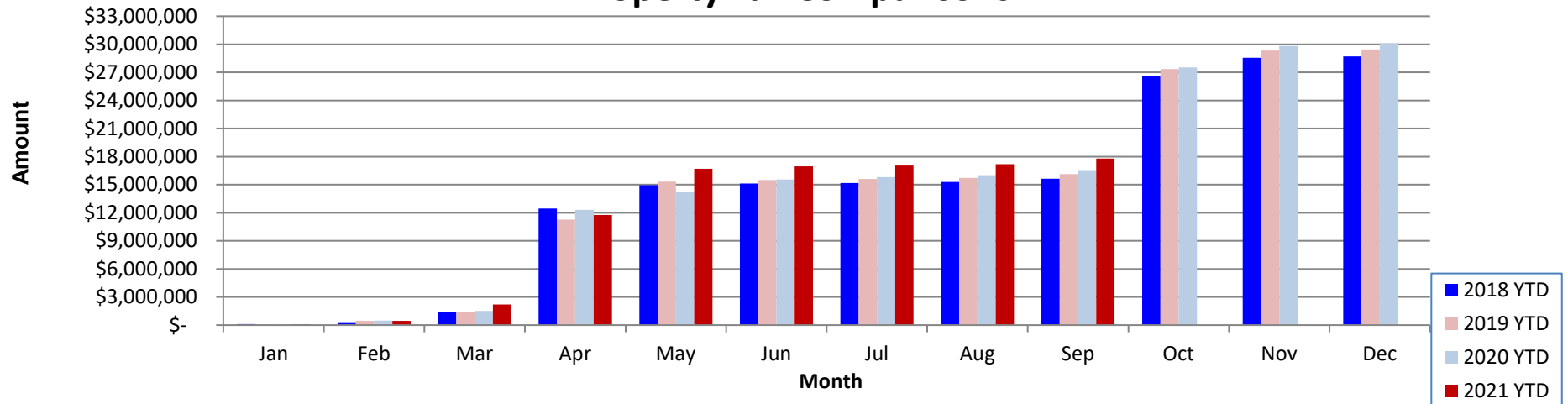
\$69,504,436

**City of Sammamish
Year to Year Revenue Comparison**

Property Taxes

Month	2018	2018 YTD	2019	2019 YTD	2020	2020 YTD	2021	2021 YTD	Variance YTD
Jan	\$ 103,336	\$ 103,336	\$ 76,225	\$ 76,225	\$ 54,840	\$ 54,840	\$ 92,166	\$ 92,166	\$ 37,326
Feb	\$ 214,604	\$ 317,939	\$ 370,883	\$ 447,108	\$ 435,845	\$ 490,685	\$ 358,102	\$ 450,268	\$ (40,417)
Mar	\$ 1,063,765	\$ 1,381,704	\$ 980,197	\$ 1,427,305	\$ 1,033,954	\$ 1,524,639	\$ 1,748,847	\$ 2,199,114	\$ 674,476
Apr	\$ 11,085,850	\$ 12,467,554	\$ 9,843,285	\$ 11,270,590	\$ 10,783,648	\$ 12,308,287	\$ 9,578,457	\$ 11,777,571	\$ (530,715)
May	\$ 2,490,627	\$ 14,958,181	\$ 4,054,756	\$ 15,325,346	\$ 1,913,019	\$ 14,221,306	\$ 4,913,877	\$ 16,691,448	\$ 2,470,142
Jun	\$ 159,901	\$ 15,118,082	\$ 182,485	\$ 15,507,831	\$ 1,338,356	\$ 15,559,661	\$ 258,807	\$ 16,950,255	\$ 1,390,593
Jul	\$ 76,625	\$ 15,194,707	\$ 111,418	\$ 15,619,249	\$ 255,149	\$ 15,814,811	\$ 95,559	\$ 17,045,813	\$ 1,231,002
Aug	\$ 110,966	\$ 15,305,673	\$ 110,287	\$ 15,729,536	\$ 193,443	\$ 16,008,254	\$ 139,555	\$ 17,185,368	\$ 1,177,114
Sep	\$ 348,859	\$ 15,654,531	\$ 403,918	\$ 16,133,454	\$ 563,750	\$ 16,572,004	\$ 616,636	\$ 17,802,004	\$ 1,230,000
Oct	\$ 10,943,270	\$ 26,597,802	\$ 11,219,272	\$ 27,352,726	\$ 10,970,758	\$ 27,542,763	\$ -	\$ -	
Nov	\$ 1,966,629	\$ 28,564,430	\$ 1,991,609	\$ 29,344,335	\$ 2,295,296	\$ 29,838,059	\$ -	\$ -	
Dec	\$ 140,604	\$ 28,705,034	\$ 124,814	\$ 29,469,149	\$ 272,031	\$ 30,110,090	\$ -	\$ -	
Total	\$ 28,705,034	\$ 28,100,000	\$ 29,469,149	\$ 28,900,000	\$ 30,110,090	\$ 29,300,000	\$ 17,802,004	\$ 31,600,000	56.3%

Property Tax Comparisons YTD

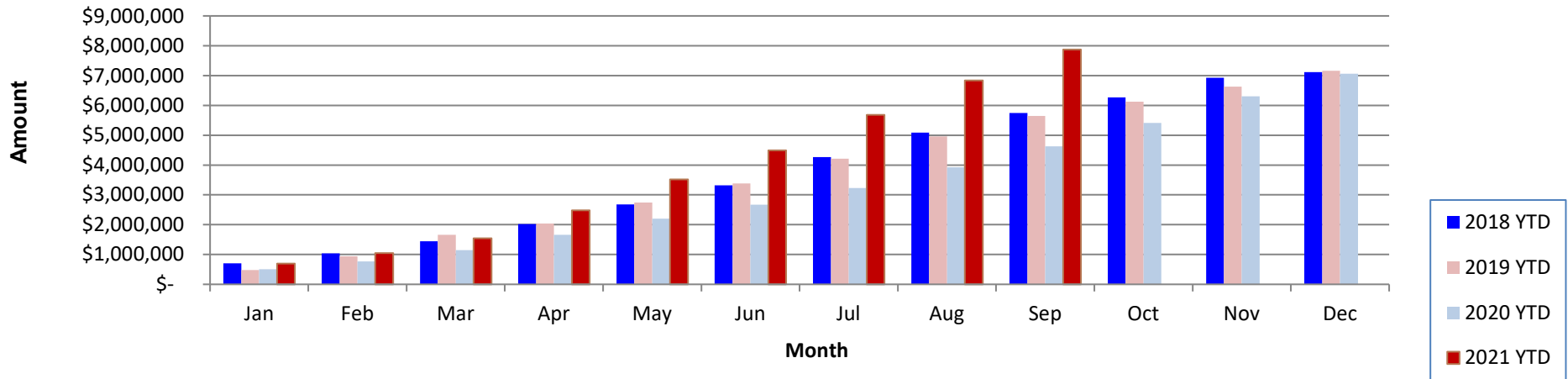


**City of Sammamish
Year to Year Revenue Comparison**

REET #1 & REET #2 Tax

Month	2018	2018 YTD	2019	2019 YTD	2020	2020 YTD	2021	2021 YTD	Variance YTD
Jan	\$ 708,721	\$ 708,721	\$ 483,904	\$ 483,904	\$ 503,321	\$ 503,321	\$ 698,716	\$ 698,716	\$ 195,395
Feb	\$ 326,013	\$ 1,034,733	\$ 457,251	\$ 941,155	\$ 262,751	\$ 766,072	\$ 346,845	\$ 1,045,561	\$ 279,489
Mar	\$ 408,791	\$ 1,443,524	\$ 717,688	\$ 1,658,843	\$ 376,599	\$ 1,142,671	\$ 499,386	\$ 1,544,948	\$ 402,276
Apr	\$ 578,607	\$ 2,022,132	\$ 380,099	\$ 2,038,942	\$ 514,622	\$ 1,657,293	\$ 936,076	\$ 2,481,023	\$ 823,730
May	\$ 654,258	\$ 2,676,389	\$ 699,629	\$ 2,738,571	\$ 544,913	\$ 2,202,206	\$ 1,033,495	\$ 3,514,518	\$ 1,312,312
Jun	\$ 645,363	\$ 3,321,752	\$ 644,951	\$ 3,383,522	\$ 468,828	\$ 2,671,034	\$ 974,523	\$ 4,489,041	\$ 1,818,006
Jul	\$ 942,592	\$ 4,264,344	\$ 831,504	\$ 4,215,026	\$ 560,094	\$ 3,231,128	\$ 1,191,590	\$ 5,680,631	\$ 2,449,503
Aug	\$ 826,844	\$ 5,091,187	\$ 749,445	\$ 4,964,471	\$ 691,272	\$ 3,922,400	\$ 1,156,641	\$ 6,837,272	\$ 2,914,873
Sep	\$ 651,422	\$ 5,742,609	\$ 683,220	\$ 5,647,691	\$ 704,043	\$ 4,626,442	\$ 1,036,160	\$ 7,873,432	\$ 3,246,989
Oct	\$ 528,291	\$ 6,270,899	\$ 471,816	\$ 6,119,507	\$ 784,094	\$ 5,410,537	\$ -	\$ -	\$ -
Nov	\$ 652,024	\$ 6,922,923	\$ 512,430	\$ 6,631,937	\$ 893,379	\$ 6,303,916	\$ -	\$ -	\$ -
Dec	\$ 194,990	\$ 7,117,913	\$ 531,619	\$ 7,163,556	\$ 759,679	\$ 7,063,595	\$ -	\$ -	\$ -
Total	\$ 7,117,913	\$ 4,900,000	\$ 7,163,556	\$ 6,000,000	\$ 7,063,595	\$ 6,000,000	\$ 7,873,432	\$ 6,000,000	131.2%

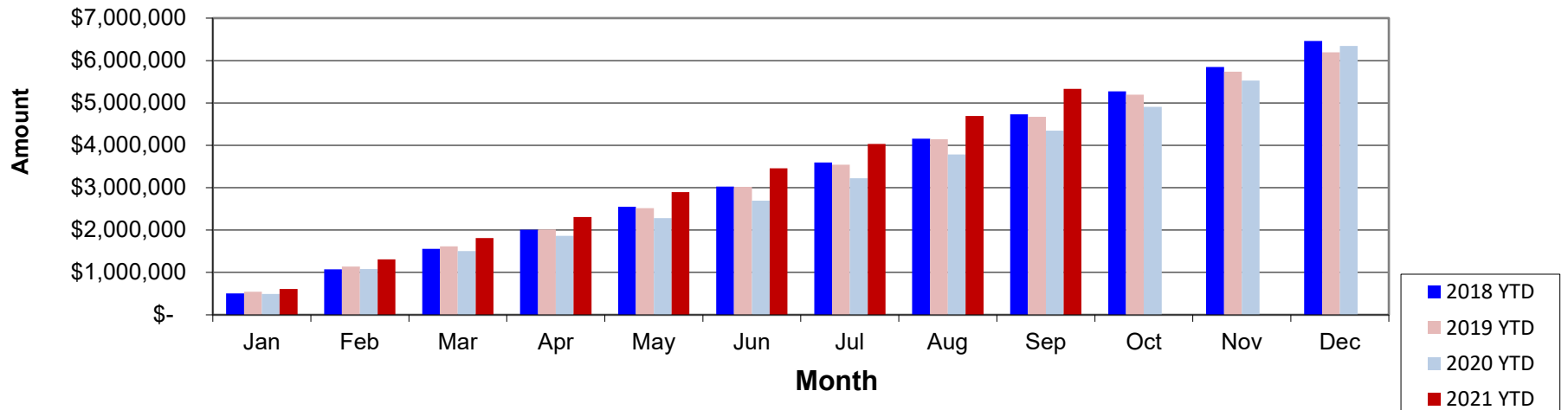
REET #1 & REET #2 Tax Comparison YTD



**City of Sammamish
Year to Year Revenue Comparison
Sales Tax**

Month	2018	2018 YTD	2019	2019 YTD	2020	2020 YTD	2021	2021 YTD	Variance YTD
Jan	\$ 506,805	\$ 506,805	\$ 545,755	\$ 545,755	\$ 492,185	\$ 492,185	\$ 608,889	\$ 608,889	\$ 116,704
Feb	\$ 566,521	\$ 1,073,327	\$ 595,108	\$ 1,140,863	\$ 586,740	\$ 1,078,925	\$ 698,364	\$ 1,307,253	\$ 228,328
Mar	\$ 481,920	\$ 1,555,247	\$ 472,509	\$ 1,613,372	\$ 424,900	\$ 1,503,825	\$ 506,812	\$ 1,814,065	\$ 310,241
Apr	\$ 451,842	\$ 2,007,089	\$ 403,121	\$ 2,016,493	\$ 360,833	\$ 1,864,658	\$ 496,570	\$ 2,310,636	\$ 445,978
May	\$ 544,187	\$ 2,551,277	\$ 500,281	\$ 2,516,774	\$ 418,478	\$ 2,283,136	\$ 587,301	\$ 2,897,937	\$ 614,801
Jun	\$ 473,682	\$ 3,024,958	\$ 504,745	\$ 3,021,519	\$ 408,741	\$ 2,691,877	\$ 561,540	\$ 3,459,477	\$ 767,599
Jul	\$ 566,406	\$ 3,591,365	\$ 522,101	\$ 3,543,620	\$ 530,197	\$ 3,222,074	\$ 572,123	\$ 4,031,599	\$ 809,525
Aug	\$ 563,875	\$ 4,155,240	\$ 595,753	\$ 4,139,373	\$ 561,675	\$ 3,783,749	\$ 660,063	\$ 4,691,662	\$ 907,913
Sep	\$ 575,571	\$ 4,730,811	\$ 529,408	\$ 4,668,781	\$ 563,735	\$ 4,347,484	\$ 638,030	\$ 5,329,692	\$ 982,208
Oct	\$ 543,497	\$ 5,274,308	\$ 525,103	\$ 5,193,884	\$ 562,287	\$ 4,909,771	-	\$ -	
Nov	\$ 569,603	\$ 5,843,911	\$ 541,943	\$ 5,735,827	\$ 616,326	\$ 5,526,097	-	\$ -	
Dec	\$ 615,504	\$ 6,459,415	\$ 457,169	\$ 6,192,996	\$ 815,875	\$ 6,341,972	-	\$ -	
Total	\$ 6,459,415	Budget \$ 5,150,000	\$ 6,192,996	Budget \$ 5,800,000	\$ 6,341,972	Budget \$ 5,800,000	\$ 5,329,692	Budget \$ 5,400,000	% of Budget 98.7%

Sales Tax Comparison YTD

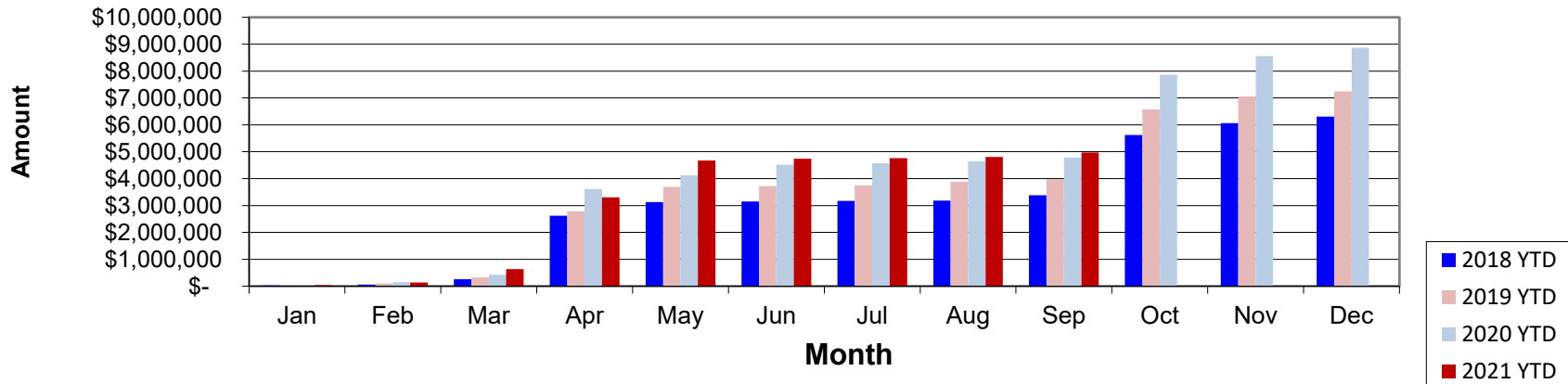


**City of Sammamish
Year to Year Revenue Comparison**

Surface Water Fees

Month	2018	2018 YTD	2019	2019 YTD	2020	2020 YTD	2021	2021 YTD	Variance YTD
Jan	\$ 21,593	\$ 21,593	\$ 21,336	\$ 21,336	\$ 22,510	\$ 22,510	\$ 34,952	\$ 34,952	\$ 12,442
Feb	\$ 41,060	\$ 62,653	\$ 80,919	\$ 102,255	\$ 122,002	\$ 144,512	\$ 101,969	\$ 136,921	\$ (7,591)
Mar	\$ 198,199	\$ 260,852	\$ 224,806	\$ 327,061	\$ 278,315	\$ 422,827	\$ 497,271	\$ 634,192	\$ 211,365
Apr	\$ 2,355,191	\$ 2,616,043	\$ 2,453,637	\$ 2,780,698	\$ 3,186,140	\$ 3,608,967	\$ 2,668,813	\$ 3,303,004	\$ (305,962)
May	\$ 508,569	\$ 3,124,612	\$ 909,402	\$ 3,690,100	\$ 517,292	\$ 4,126,259	\$ 1,370,405	\$ 4,673,409	\$ 547,151
Jun	\$ 29,659	\$ 3,154,271	\$ 35,573	\$ 3,725,673	\$ 388,824	\$ 4,515,082	\$ 62,553	\$ 4,735,962	\$ 220,880
Jul	\$ 15,087	\$ 3,169,358	\$ 23,734	\$ 3,749,407	\$ 63,503	\$ 4,578,585	\$ 25,572	\$ 4,761,534	\$ 182,949
Aug	\$ 17,979	\$ 3,187,337	\$ 134,712	\$ 3,884,119	\$ 56,451	\$ 4,635,036	\$ 48,148	\$ 4,809,682	\$ 174,646
Sep	\$ 195,701	\$ 3,383,038	\$ 98,511	\$ 3,982,630	\$ 152,081	\$ 4,787,117	\$ 157,848	\$ 4,967,530	\$ 180,413
Oct	\$ 2,237,303	\$ 5,620,341	\$ 2,589,940	\$ 6,572,570	\$ 3,073,780	\$ 7,860,897	\$ -	\$ -	\$ -
Nov	\$ 439,807	\$ 6,060,148	\$ 484,400	\$ 7,056,970	\$ 692,883	\$ 8,553,780	\$ -	\$ -	\$ -
Dec	\$ 246,782	\$ 6,306,930	\$ 185,563	\$ 7,242,533	\$ 315,627	\$ 8,869,408	\$ -	\$ -	\$ -
Total	\$ 6,306,930	Budget \$ 5,950,000	\$ 7,242,533	Budget \$ 7,336,000	\$ 8,869,408	Budget \$ 8,730,000	\$ 4,967,530	Budget \$ 9,013,500	% of Budget 55.1%

Surface Water Fees Comparison YTD

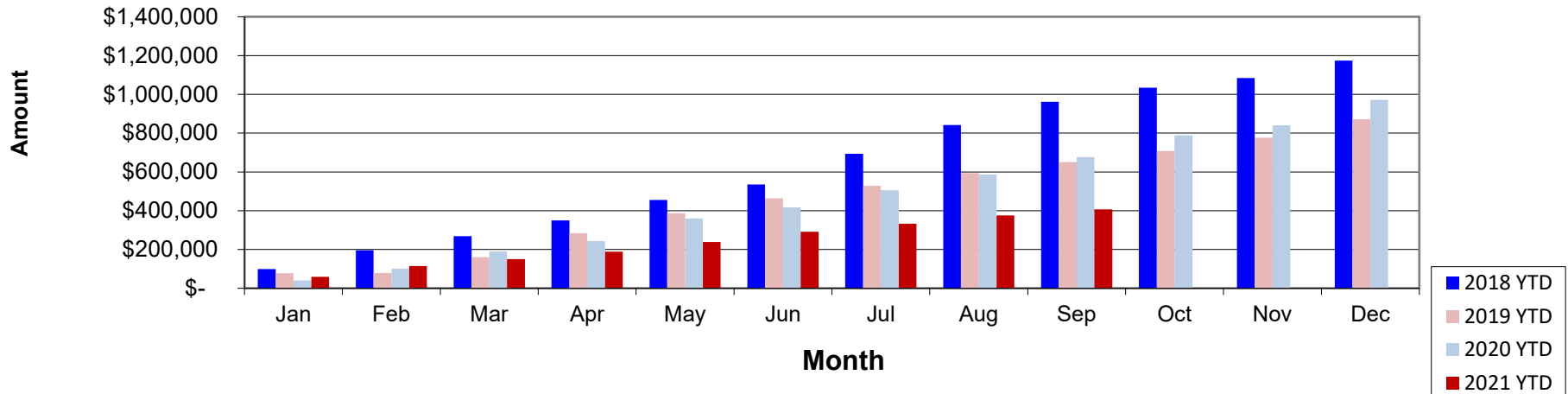


**City of Sammamish
Year to Year Revenue Comparison**

Building Permits

Month	2018	2018 YTD	2019	2019 YTD	2020	2020 YTD	2021	2021 YTD	Variance YTD
Jan	\$ 98,603	\$ 98,603	\$ 76,958	\$ 76,958	\$ 40,024	\$ 40,024	\$ 59,530	\$ 59,530	\$ 19,506
Feb	\$ 97,840	\$ 196,443	\$ 1,466	\$ 78,424	\$ 60,783	\$ 100,807	\$ 55,689	\$ 115,219	\$ 14,412
Mar	\$ 72,084	\$ 268,527	\$ 82,009	\$ 160,433	\$ 89,228	\$ 190,035	\$ 35,486	\$ 150,705	\$ (39,330)
Apr	\$ 81,386	\$ 349,913	\$ 124,376	\$ 284,809	\$ 52,804	\$ 242,839	\$ 38,433	\$ 189,138	\$ (53,701)
May	\$ 104,906	\$ 454,819	\$ 102,667	\$ 387,476	\$ 117,399	\$ 360,238	\$ 50,249	\$ 239,387	\$ (120,851)
Jun	\$ 80,785	\$ 535,604	\$ 76,925	\$ 464,401	\$ 56,542	\$ 416,780	\$ 52,468	\$ 291,854	\$ (124,925)
Jul	\$ 157,525	\$ 693,129	\$ 63,825	\$ 528,226	\$ 88,915	\$ 505,694	\$ 41,385	\$ 333,239	\$ (172,455)
Aug	\$ 148,293	\$ 841,422	\$ 65,085	\$ 593,311	\$ 80,610	\$ 586,304	\$ 42,201	\$ 375,440	\$ (210,863)
Sep	\$ 120,612	\$ 962,034	\$ 57,262	\$ 650,573	\$ 89,913	\$ 676,217	\$ 31,513	\$ 406,953	\$ (269,263)
Oct	\$ 71,839	\$ 1,033,873	\$ 57,185	\$ 707,758	\$ 112,886	\$ 789,102	\$ -	\$ -	\$ -
Nov	\$ 50,229	\$ 1,084,101	\$ 68,701	\$ 776,459	\$ 51,889	\$ 840,991	\$ -	\$ -	\$ -
Dec	\$ 90,126	\$ 1,174,227	\$ 95,877	\$ 872,336	\$ 130,273	\$ 971,265	\$ -	\$ -	\$ -
Total	\$ 1,174,227	Budget \$ 1,250,000	\$ 872,336	Budget \$ 1,100,000	\$ 971,265	Budget \$ 1,100,000	\$ 406,953	Budget \$ 520,000	% of Budget 78.3%

Building Permits Comparison YTD

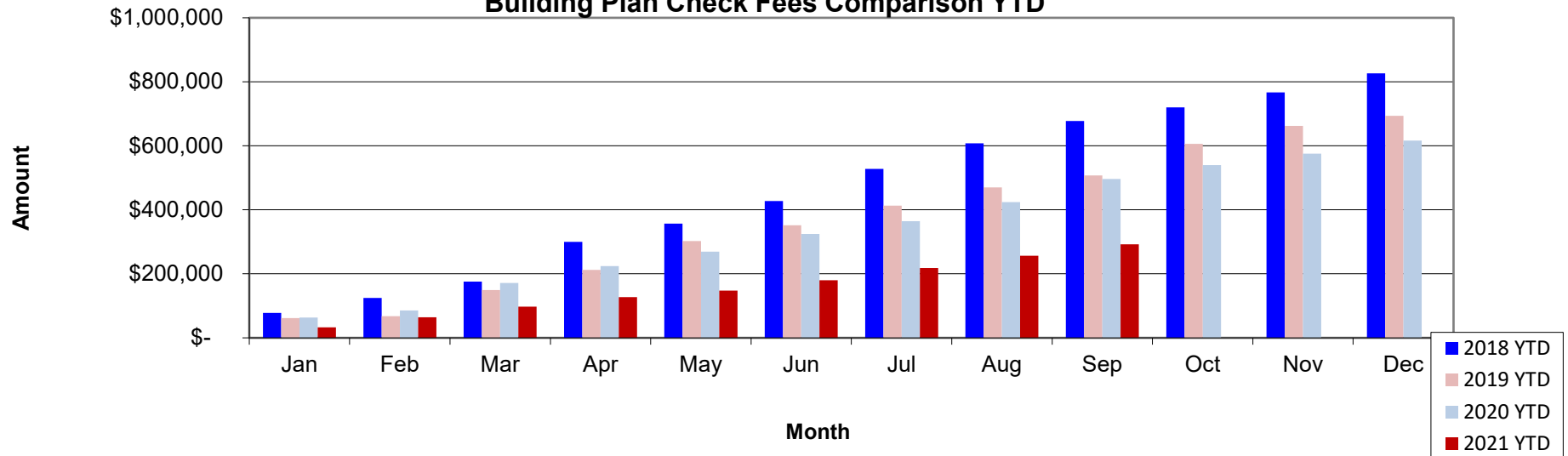


**City of Sammamish
Year to Year Revenue Comparison**

Building Plan Check Fees

Month	2018	2018 YTD	2019	2019 YTD	2020	2020 YTD	2021	2021 YTD	Variance YTD
Jan	\$ 77,895	\$ 77,895	\$ 62,136	\$ 62,136	\$ 63,691	\$ 63,691	\$ 33,005	\$ 33,005	\$ (30,686)
Feb	\$ 46,605	\$ 124,500	\$ 5,590	\$ 67,726	\$ 22,203	\$ 85,894	\$ 31,075	\$ 64,081	\$ (21,813)
Mar	\$ 51,062	\$ 175,562	\$ 81,234	\$ 148,960	\$ 85,225	\$ 171,119	\$ 33,097	\$ 97,178	\$ (73,941)
Apr	\$ 124,242	\$ 299,804	\$ 63,200	\$ 212,160	\$ 52,905	\$ 224,024	\$ 29,903	\$ 127,080	\$ (96,944)
May	\$ 57,018	\$ 356,822	\$ 90,329	\$ 302,489	\$ 45,007	\$ 269,031	\$ 20,743	\$ 147,823	\$ (121,208)
Jun	\$ 70,861	\$ 427,683	\$ 48,974	\$ 351,463	\$ 55,679	\$ 324,710	\$ 31,748	\$ 179,571	\$ (145,139)
Jul	\$ 100,025	\$ 527,708	\$ 61,947	\$ 413,410	\$ 39,643	\$ 364,354	\$ 38,405	\$ 217,976	\$ (146,377)
Aug	\$ 80,378	\$ 608,086	\$ 56,564	\$ 469,974	\$ 59,645	\$ 423,999	\$ 38,637	\$ 256,613	\$ (167,386)
Sep	\$ 69,382	\$ 677,467	\$ 37,274	\$ 507,248	\$ 72,386	\$ 496,385	\$ 35,317	\$ 291,931	\$ (204,455)
Oct	\$ 42,317	\$ 719,784	\$ 98,476	\$ 605,724	\$ 43,712	\$ 540,097	\$ -	\$ -	\$ -
Nov	\$ 47,038	\$ 766,822	\$ 56,671	\$ 662,395	\$ 35,665	\$ 575,762	\$ -	\$ -	\$ -
Dec	\$ 59,922	\$ 826,744	\$ 31,344	\$ 693,739	\$ 40,239	\$ 616,001	\$ -	\$ -	\$ -
Total	\$ 826,744	\$ 900,000	\$ 693,739	\$ 800,000	\$ 616,001	\$ 800,000	\$ 291,931	\$ 440,000	66.3%

Building Plan Check Fees Comparison YTD

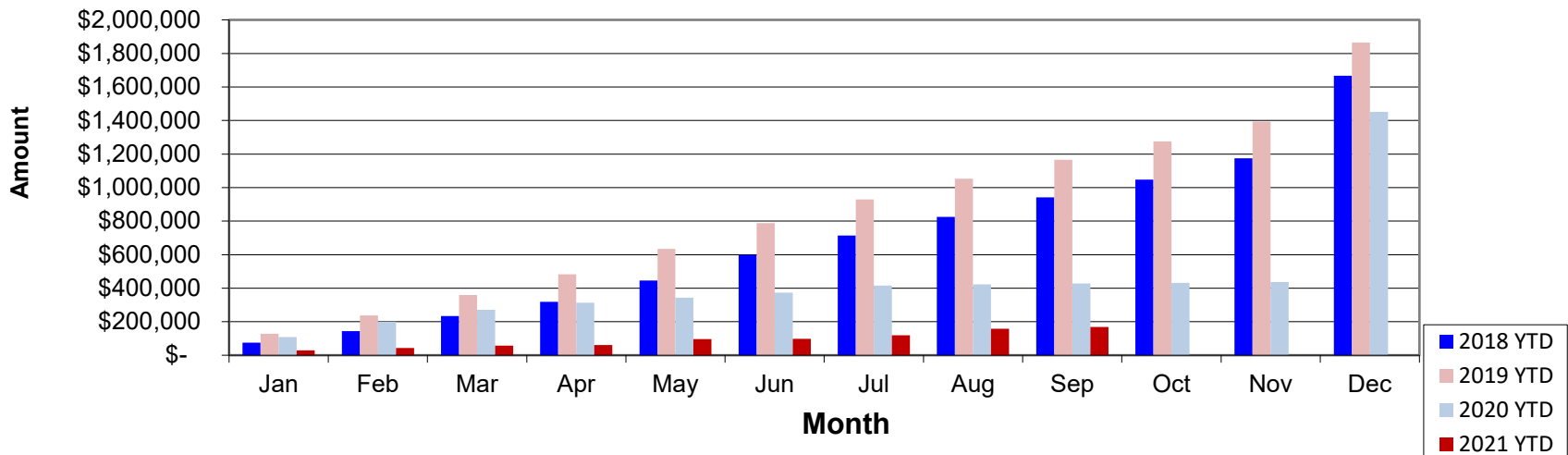


**City of Sammamish
Year to Year Revenue Comparison**

Interest Income

Month	2018	2018 YTD	2019	2019 YTD	2020	2020 YTD	2021	2021 YTD	Variance YTD
Jan	\$ 75,769	\$ 75,769	\$ 128,762	\$ 128,762	\$ 107,993	\$ 107,993	\$ 28,686	\$ 28,686	\$ (79,308)
Feb	\$ 67,624	\$ 143,393	\$ 108,400	\$ 237,162	\$ 91,506	\$ 199,500	\$ 14,258	\$ 42,944	\$ (156,556)
Mar	\$ 89,751	\$ 233,144	\$ 121,372	\$ 358,534	\$ 71,561	\$ 271,061	\$ 13,918	\$ 56,862	\$ (214,199)
Apr	\$ 86,159	\$ 319,303	\$ 124,371	\$ 482,905	\$ 42,510	\$ 313,571	\$ 3,287	\$ 60,149	\$ (253,422)
May	\$ 127,050	\$ 446,353	\$ 151,218	\$ 634,123	\$ 30,337	\$ 343,907	\$ 35,136	\$ 95,285	\$ (248,623)
Jun	\$ 153,598	\$ 599,951	\$ 154,581	\$ 788,704	\$ 29,549	\$ 373,457	\$ 3,281	\$ 98,565	\$ (274,891)
Jul	\$ 114,165	\$ 714,116	\$ 140,029	\$ 928,733	\$ 42,778	\$ 416,235	\$ 20,087	\$ 118,652	\$ (297,582)
Aug	\$ 110,408	\$ 824,524	\$ 124,082	\$ 1,052,815	\$ 7,273	\$ 423,507	\$ 38,620	\$ 157,272	\$ (266,235)
Sep	\$ 116,711	\$ 941,235	\$ 112,360	\$ 1,165,175	\$ 4,263	\$ 427,770	\$ 10,977	\$ 168,249	\$ (259,521)
Oct	\$ 106,987	\$ 1,048,222	\$ 109,721	\$ 1,274,896	\$ 4,458	\$ 432,228	\$ -	\$ -	\$ -
Nov	\$ 126,347	\$ 1,174,569	\$ 118,159	\$ 1,393,055	\$ 5,419	\$ 437,647	\$ -	\$ -	\$ -
Dec	\$ 492,855	\$ 1,667,424	\$ 470,948	\$ 1,864,003	\$ 1,013,700	\$ 1,451,346	\$ -	\$ -	\$ -
Total	\$ 1,667,424	Budget	\$ 1,864,003	Budget	\$ 1,451,346	Budget	\$ 168,249	Budget	% of Budget
		\$ 116,500		\$ 608,500		\$ 428,500		\$ 662,000	25.4%

Interest Income Comparison YTD



City of Sammamish
Consolidated Revenue Report by Type
Budget to Revenue Comparison
Month Ending September 30, 2021

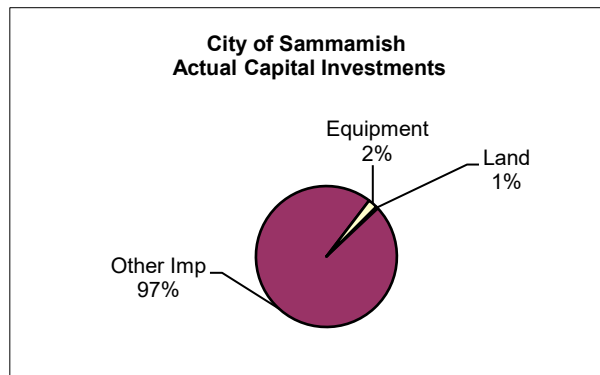
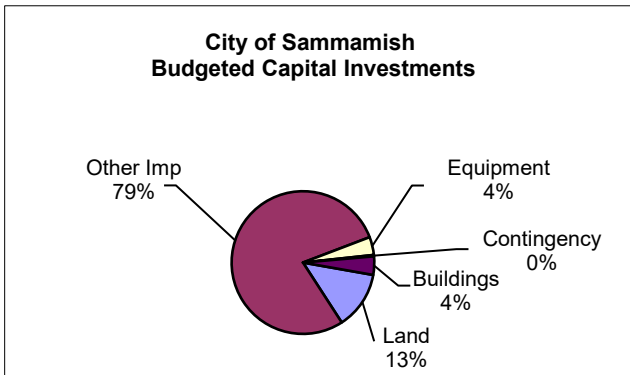
Account Number	Description	Annual BUDGET	Monthly Actual	YTD Actual Revenues	YTD % Received
001-000-311-10-00-00	Property Tax	\$ 31,600,000	\$ 616,635.87	\$ 17,802,003.98	56%
001-000-313-11-00-00	Sales & Use Tax	5,400,000	638,030.14	5,329,692.11	99%
001-000-313-27-00-00	Affordable Hsg. Sales Tax	48,000	5,503.65	39,760.50	83%
001-000-313-71-00-00	Local Crim Justice Sales Tax	1,700,000	192,349.84	1,556,336.24	92%
001-000-317-20-00-00	Leasehold Excise Tax	1,500	0.31	2,907.16	194%
302-000-311-10-00-00	Property Tax - KC Parks	240,000	-	150,001.37	63%
302-000-318-34-00-00	Real Estate Excise Tax #1	3,000,000	518,079.82	3,936,715.92	131%
340-000-318-35-00-00	Real Estate Excise Tax - #2	3,000,000	518,079.81	3,936,715.90	131%
TOTAL TAXES		\$ 44,989,500	\$ 2,488,679.44	\$ 32,754,133.18	73%
001-000-321-99-00-00	Business Licenses	\$ 55,000	\$ 5,398.75	\$ 48,146.25	88%
001-000-321-91-00-00	Cable Franchise Fee	720,000	-	342,347.44	48%
001-000-322-10-01-00	Building Permits	520,000	31,513.00	406,953.30	78%
001-000-322-10-02-00	Plumbing Permits	40,000	3,896.00	40,309.40	101%
001-000-322-10-03-00	Grading Permits	3,000	-	408.00	14%
001-000-322-10-04-00	Mechanical Permits	144,000	18,203.00	170,355.20	118%
001-000-322-10-05-00	Shoreline Development Permits	12,000	-	29,648.00	247%
001-000-322-10-06-00	Demolition Permits	5,000	-	5,132.00	103%
001-000-322-40-00-00	Right of Way Permits	96,000	13,600.00	147,832.00	154%
001-000-322-90-01-00	Miscellaneous Permits & Fees	4,000	13,190.40	21,221.40	531%
TOTAL LICENSES & PERMITS		\$ 1,599,000	\$ 85,801.15	\$ 1,212,352.99	76%
002-000-331-21-02-70	ARPA Direct Federal Grant	\$ 2,379,956	\$ -	\$ 2,379,956.00	100%
001-000-333-20-60-10	US DOT	1,500	-	640.56	43%
001-000-333-20-61-60	US DOT CIOT Seatbelt/Distracted D	-	-	930.10	*
001-000-333-97-04-20	Emergency Mgmt. Performance Gr.	-	-	35,328.00	*
340-000-333-20-20-50	Federal Grant - Highways	578,000	-	114,815.23	20%
001-000-334-00-70-00	WA Dept of Enterprise Svcs	-	-	1,203.18	*
001-000-334-01-80-00	Military Dept - State Grant	36,000	-	-	0%
438-000-334-02-70-00	Dept of Rec & Conservation	-	-	62,427.31	*
001-000-334-03-10-00	Dept of Ecology Grant	-	-	5,690.99	*
001-000-334-03-20-00	Recycling Grant	17,750	-	-	0%
340-000-334-03-60-00	WA DOT Grant	100,000	-	-	0%
001-000-335-04-01-00	Law & Crim Just Enforcement	-	-	261,166.00	*
001-000-336-06-21-00	Criminal Justice-Population	21,400	-	15,883.82	74%
001-000-336-06-25-00	Criminal Justice - Spec Prog	110,000	-	97,455.20	89%
001-000-336-06-26-00	Criminal Justice - Contr Svcs	76,000	-	56,597.40	74%
001-000-336-06-51-00	DUI-Cities	8,000	-	7,882.84	99%
001-000-336-06-94-00	Liquor Excise	368,400	-	332,158.98	90%
001-000-336-06-95-00	Liquor Profits	514,000	128,570.50	333,772.50	65%
001-000-336-06-95-01	Liquor Profits-Public Safety	104,700	-	52,040.07	50%
101-000-336-00-71-00	Multimodal Transpo City	87,000	21,834.50	65,520.66	75%
101-000-336-00-87-00	Street Fuel Tax	1,100,000	123,880.29	903,881.13	82%
101-000-336-00-87-01	MVFT Transportation City	76,100	-	-	0%
001-000-337-07-00-00	KC Recycling Grant	74,500	-	42,795.00	57%
001-000-337-07-07-00	KC Hazardous Waste Mgmt	24,000	-	14,740.45	61%
001-000-337-07-08-00	KC Transit Coordinator	42,000	4,304.35	16,224.15	39%
TOTAL INTERGOVERNMENTAL		\$ 5,719,306	\$ 278,589.64	\$ 4,801,109.57	84%
001-000-341-81-01-00	Copies of Public Records	\$ 1,000	\$ -	\$ -	0%

Account Number	Description	Annual BUDGET	Monthly Actual	YTD Actual Revenues	YTD % Received
001-000-341-99-00-00	Passport Services	15,000	-	-	0%
001-000-342-10-01-00	Vehicle Impound Fees	2,500	-	-	0%
001-000-342-10-02-00	School Resource Officer	200,000	-	64,702.50	32%
001-000-342-20-01-00	EFR Review Fee	30,000	6,936.00	32,838.00	109%
001-000-342-40-01-00	EFR Inspection Fee	20,000	1,224.00	3,094.00	15%
001-000-342-40-02-00	Electrical Inspections	240,000	29,925.35	334,810.52	140%
001-000-343-10-00-00	Drainage Svcs-pmt from SWM	252,835	21,069.58	189,626.22	75%
408-000-343-10-00-00	Surface Water Fees	9,013,500	157,847.80	4,967,529.70	55%
001-000-343-93-00-00	Animal Control	185,000	-	-	0%
408-000-345-11-00-00	Beaver Lake Assessment	60,000	324.88	60,664.61	101%
001-000-345-81-01-00	Subdivision Preliminary Review	50,000	-	6,868.00	14%
001-000-345-83-01-00	Building Plan Check Fees	440,000	35,317.25	291,930.60	66%
001-000-345-83-03-00	Energy Plan Check Fees	15,000	1,206.00	9,047.00	60%
001-000-345-83-04-00	Sprinkler Plan Check Fees	-	2,686.00	3,094.00	*
001-000-345-85-01-00	Admin Fee for Impact/Mitigation	10,000	816.00	5,603.20	56%
001-000-345-85-02-00	Admin Fee for Technology	40,000	952.00	12,702.40	32%
340-000-345-85-01-00	Traffic Impact Fees	640,000	42,612.81	375,977.68	59%
302-000-345-85-02-00	Parks Impact Fees	440,000	20,217.00	242,604.00	55%
001-000-345-86-00-00	Historic Preservation Fees	-	-	25,000.00	*
302-000-345-86-00-07	Kensington Mitigation Fees	-	-	26,282.10	*
340-000-345-86-00-07	Kensington Mitigation Fees	-	-	55,396.68	*
001-000-345-89-01-00	SEPA Review Fee	5,000	-	2,720.00	54%
001-000-345-89-02-00	Site Plan Review	400,000	25,926.96	333,118.52	83%
001-000-345-89-03-00	Notice of Appeal	1,500	-	1,250.00	83%
001-000-345-89-04-00	Preapplication/Service Fee	150,000	11,968.00	100,074.00	67%
001-000-345-89-05-00	Boundary Line Adjustments	4,000	-	4,760.00	119%
001-000-345-89-06-00	Shoreline Exemption	1,000	-	2,176.00	218%
001-000-345-89-07-00	Short Plat Fee	4,000	-	-	0%
001-000-345-89-08-00	DPW Plan Review	-	360.00	1,800.00	*
001-000-345-89-09-00	Preapplication Conference	2,500	5,304.00	32,504.00	1300%
001-000-345-89-12-00	Outside Services Plan Review	290,000	13,000.00	57,678.00	20%
001-000-345-89-13-00	Concurrency Test Fees	35,000	20,334.00	49,706.00	142%
001-000-345-89-14-00	Public Notice Fee	3,000	1,300.00	9,254.00	308%
001-000-347-30-01-00	Park Use Fees	35,000	2,649.00	36,044.76	103%
001-000-347-30-02-00	Field Use Fees	240,000	35,057.00	193,282.72	81%
001-000-347-90-20-00	Vendor Display Fees	6,000	-	-	0%
CHARGES FOR GOODS & SVCS		\$ 12,831,835	\$ 437,033.63	\$ 7,532,139.21	59%
001-000-350-00-00-00	Municipal Court Fines	\$ 355,000	\$ -	\$ 37.42	0%
001-000-359-90-01-00	Development Fines	-	132.00	132.00	*
001-000-359-90-02-00	False Alarm Fines	1,000	100.00	800.00	80%
001-000-359-90-03-00	Code Violations	25,000	500.00	2,300.00	9%
TOTAL FINES & FORFEITS		\$ 381,000	\$ 732.00	\$ 3,269.42	1%
001-000-361-11-00-00	Interest Income	\$ 345,000	\$ 12,254.51	\$ 83,418.54	24%
002-000-361-11-00-00	Interest Income	-	(1,277.79)	-	*
301-000-361-11-00-00	Interest Income	10,000	-	7,442.39	74%
302-000-361-11-00-00	Interest Income	160,000	-	45,443.91	28%
340-000-361-11-00-00	Interest Income	50,000	-	12,552.39	25%
408-000-361-11-00-00	Interest Income	50,000	-	7,948.36	16%
438-000-361-11-00-00	Interest Income	20,000	-	5,871.66	29%
501-000-361-11-00-00	Interest Income	15,000	-	2,800.77	19%
502-000-361-11-00-00	Interest Income	9,000	-	2,561.03	28%
503-000-361-11-00-00	Interest Income	3,000	-	209.76	7%

Account Number	Description	Annual BUDGET	Monthly Actual	YTD Actual Revenues	YTD % Received
001-000-361-40-00-00	Sales Interest	10,000	320.34	4,321.46	43%
001-000-362-40-00-00	Space and Facilities Leases ST	-	3,600.00	21,600.00	*
001-000-362-40-01-00	Beaver Lake Lodge Rental Fees	70,000	728.00	7,769.25	11%
001-000-362-50-00-00	Space and Facilities Leases LT	290,000	15,000.00	348,758.64	120%
001-000-362-51-00-00	City Hall 2nd Floor	50,000	26,383.68	132,465.69	265%
001-000-362-60-00-00	Housing Rentals/Leases	-	-	3,600.00	*
001-000-367-11-00-01	Donations	-	-	172.68	*
001-000-367-11-01-01	Donations - Park Events	30,000	-	-	0%
001-000-367-19-00-00	Contributions Fire District 10	89,440	-	-	0%
408-000-367-12-00-00	Contributions-HOA Monitoring	12,000	-	-	0%
340-000-367-12-00-00	Contributions - Private Source	-	-	64,850.29	*
001-000-369-90-00-00	Miscellaneous	1,000	-	35,256.39	3526%
408-000-369-90-01-00	Miscellaneous	-	-	342.49	*
001-000-369-90-01-00	Sammamish Day Merchandise	-	-	0.31	*
438-000-379-00-00-00	Developer Contribution Fees	250,000	3,127.50	108,878.70	44%
501-000-395-10-00-00	Sale of Capital Assets	64,000	-	3,771.50	6%
TOTAL MISCELLANEOUS		\$ 1,528,440	\$ 60,136.24	\$ 900,036.21	59%
501-000-349-30-00-00	Fleet R & M Charge-GF	\$ 246,691	\$ 20,557.59	\$ 185,018.31	75%
501-000-349-30-40-80	Fleet R & M Charge-SWM	66,443	5,536.92	49,832.28	75%
502-000-349-80-00-01	Interfund Services - Gen Govt	2,511,248	209,270.67	1,883,436.03	75%
502-000-349-80-04-08	Interfund - Storm Oper Fund	359,452	29,954.33	269,588.97	75%
503-000-349-91-00-01	Interfund - General fund	435,600	36,300.00	363,000.00	83%
503-000-349-91-04-08	Interfund - Storm Oper Fund	62,400	5,200.00	52,000.00	83%
301-000-397-00-00-01	Oper Tfrrs - General Fund	2,500,000	-	2,500,000.00	100%
501-000-362-20-00-00	Fleet Replacement Charge-GF	421,016	35,084.68	315,762.12	75%
501-000-362-20-40-80	Fleet Replacement Charge-SWM	47,870	3,989.17	35,902.53	75%
340-000-381-10-00-00	I/F Loan-GF to Transp CIP Fund	9,000,000	-	5,320,000.00	59%
001-000-381-20-00-34	I/F Loan Repayment from 340 Fund	9,000,000	-	-	0%
001-000-397-00-01-01	Operating Transfers - Street Fund	10,982,216	145,714.79	10,688,518.18	97%
438-000-397-00-04-08	Oper Trnsfrs - Storm Oper Fund	3,672,000	306,000.00	2,754,000.00	75%
001-000-397-00-03-02	Operating Transfers - Parks CIP	25,000	-	25,000.00	100%
201-000-397-00-03-40	Operating Transfers - Tran CIP	536,000	0.70	536,000.68	100%
TOTAL NONREVENUES		\$ 39,865,936	\$ 797,608.85	\$ 24,978,059.10	63%
TOTAL ALL FUNDS		\$ 106,915,017	\$ 4,148,580.95	\$ 72,181,099.68	68%

**City of Sammamish
Capital Funds Summary
Capital Expenditures by Type
Month Ending September 30, 2021**

Type	Description	Annual BUDGET	YTD Actual Expended	YTD % Expended
61 Land				
Fund 302	Parks CIP	\$ 2,573,600	\$ 50,000.00	2%
Fund 438	Surface Water Mgt Capital	250,000	-	0%
Type Total		\$ 2,823,600	\$ 50,000.00	2%
62 Buildings				
Fund 301	General Gov't CIP	\$ 900,000	\$ -	0%
Type Total		\$ 900,000	\$ -	0%
63 Other Improvements				
Fund 301	General Gov't CIP	\$ 3,869,100	\$ 819,616.98	21%
Fund 302	Parks CIP	3,168,800	507,569.56	16%
Fund 340	Transportation CIP	4,380,500	7,829,672.74	179%
Fund 438	Surface Water Capital Prj	5,490,000	503,701.49	9%
Type Total		\$ 16,908,400	\$ 9,660,560.77	57%
64 Equipment				
Fund 001	Gen Fund PW Maintenance	\$ 142,000	\$ 1,199.32	1%
Fund 001	Gen Fund PW Software	38,500	-	0%
Fund 001	Gen Fund PW Traffic	-	73,848.71	*
Fund 001	Gen Fund Non-Dept Equip	22,500	-	0%
Fund 001	Gen Fund/Admin Services	-	8,395.12	*
Fund 001	Gen Fund PW Engineering	30,300	6,606.00	
Fund 001	Gen Fund/Comm Devl	29,100.00	1,280.00	4%
Fund 001	Gen Fund/Parks & Rec	64,000	49,541.25	77%
Fund 408	Surface Water Mgt	7,500	-	0%
Fund 501	Equipment Rental/Repl.	162,702	8,102.84	5%
Fund 502	Technology Replacement	385,000	61,598.31	16%
Type Total		\$ 881,602	\$ 210,571.55	24%
67 Capital Contingency				
Fund 302	Parks CIP	\$ 68,000	\$ -	0%
Type Total		\$ 68,000	\$ -	0%
Total Capital Expenditures		\$ 21,581,602	\$ 9,921,132.32	46%



**City of Sammamish
Fund Summary
Salaries & Benefits (Excludes unemployment)
Month Ending September 30, 2021**

Fund	Name/Dept/Div	Annual BUDGET	YTD Actual Expended	YTD % Expended
001	General Fund	\$ 15,322,550	\$ 10,252,307	67%
	City Council	128,900	94,431	73%
	City Manager Dept.	1,139,400	775,480	68%
	<i>Administration</i>	<i>859,100</i>	<i>568,492</i>	<i>66%</i>
	<i>Communications</i>	<i>280,300</i>	<i>206,988</i>	<i>74%</i>
	Finance	1,177,200	884,805	75%
	Legal	345,500	236,894	69%
	Admin Svcs	821,700	456,658	56%
	<i>City Clerk</i>	<i>384,300</i>	<i>238,448</i>	<i>62%</i>
	<i>Human Resources Administration</i>	<i>278,700 158,700</i>	<i>218,210 -</i>	<i>78% 0%</i>
	Facilities	670,800	456,878	68%
	Police Services	197,900	94,141	48%
	Public Works	3,664,650	2,328,301	64%
	<i>Administration</i>	<i>554,450</i>	<i>333,914</i>	<i>60%</i>
	<i>Engineering</i>	<i>1,564,300</i>	<i>1,088,983</i>	<i>70%</i>
	<i>Traffic</i>	<i>733,800</i>	<i>393,726</i>	<i>54%</i>
	<i>Maintenance</i>	<i>812,100</i>	<i>511,678</i>	<i>63%</i>
	Social & Human Services	110,700	74,873	68%
	Community Dev'l	3,812,900	2,609,555	68%
	<i>Planning</i>	<i>1,997,500</i>	<i>1,334,307</i>	<i>67%</i>
	<i>Building</i>	<i>1,413,000</i>	<i>950,730</i>	<i>67%</i>
	<i>Permit Center</i>	<i>402,400</i>	<i>324,517</i>	<i>81%</i>
	Parks & Rec	3,252,900	2,192,596	67%
	<i>Administration</i>	<i>656,200</i>	<i>491,931</i>	<i>75%</i>
	<i>Volunteer Services</i>	<i>129,500</i>	<i>133,270</i>	<i>103%</i>
	<i>Planning</i>	<i>405,800</i>	<i>249,865</i>	<i>62%</i>
	<i>Recreation Pgms</i>	<i>481,200</i>	<i>270,433</i>	<i>56%</i>
	<i>Resource Mgt</i>	<i>1,580,200</i>	<i>1,047,097</i>	<i>66%</i>
	Non-Departmental	-	47,695	*
408	Surface Water Mgt.	2,222,300	1,382,866	62%
	<i>Administration</i>	<i>263,800</i>	<i>176,456</i>	<i>67%</i>
	<i>Engineering</i>	<i>1,158,900</i>	<i>647,346</i>	<i>56%</i>
	<i>Maintenance</i>	<i>799,600</i>	<i>559,065</i>	<i>70%</i>
502	Technology Replacement	1,413,500	1,029,931	73%
Total		\$ 18,958,350	\$ 12,665,104	67%

EMPLOYMENT BY TYPE
(Number of Positions Filled)

	2020 End of Year	2021 September Net Change	2021 September	2021 BUDGET
General Government				
Full-Time (FTE)	95.02	0	102.62	116.77
Long-term LTE (more than 6 mo.)	6	0	8	6
Total General Government	101.02	0	110.62	122.77
Stormwater				
Full-Time (FTE)	16.98	-1	11.88	16.48
Total Stormwater	16.98	-1	11.88	16.48
Total City FTE & Long-term LTE				
Full-Time (FTE)	112.00	-1	114.50	133.25
Long-term LTE (more than 6 mo.)	6	0	8	6
Total City FTE & LTE	118	-1	122.5	139.25
Temporary Employees				
Short-term LTE (6 mo. or less)	1	0	1	0
Interns (6 mo. or less)	0	-1	1	N/A
Facility monitors	0	-2	2	N/A
Temp-Parks/ lifeguards	0	0	0	N/A
6 month seasonals	0	-3	1	8
Total Seasonal and short term	1	-6	5	8
TOTAL ALL EMPLOYEES	119.00	-7.00	127.50	147.25

2021 Budgeted Contract (LTE) Positions

	Status
Management Analyst -City Clerk	Filled
Transportation Coordinator-Public Works	Filled
Project Manager-Community Development	Filled
Code Compliance Officer-Community Development	Filled
Project Manager-Information Technology	Filled
Communications Coordinator-City Manager	Filled

2021 Unbudgeted Contract (LTE) Positions

Restoration Technician	LTE filling in for FTE on extended emergency leave
Traffic Signal Technician	Vacant
Facilities Project Manager	Filled COVID related
HR Assistant	Filled 6 months

City of Sammamish
Detail Expenditures All Sources
Month Ending September 30, 2021

Account Number	Description	Prior Year Actual	BUDGET	Monthly Actual	YTD Actual Expended	YTD %
001-011-511-60-11-00	Salaries	\$ 106,917	\$ 109,500	\$ 9,122	\$ 80,033	73%
001-013-513-10-11-00	Salaries	340,380	616,500	51,298	414,298	67%
001-013-557-20-11-00	Salaries	47,242	184,200	16,207	143,178	78%
001-014-514-20-11-00	Salaries	820,832	834,200	88,073	648,290	78%
001-015-515-31-11-00	Salaries	-	238,200	22,300	173,986	73%
001-018-514-30-11-00	Salaries	301,837	253,800	19,892	162,306	64%
001-018-516-20-11-00	Salaries	167,864	182,700	21,509	158,093	87%
001-018-518-10-11-00	Salaries	-	109,900	-	-	0%
001-019-518-30-11-00	Salaries	375,569	449,300	32,651	304,710	68%
001-021-521-10-11-00	Salaries	77,561	131,500	7,417	66,756	51%
001-025-525-60-11-00	Salaries	15,009	-	-	-	*
001-040-542-10-11-00	Salaries	657,099	1,104,700	91,270	762,447	69%
001-041-542-10-11-00	Salaries	-	507,500	33,719	265,891	52%
001-040-542-30-11-00	Salaries	-	496,300	36,541	308,823	62%
001-040-543-10-11-00	Salaries	193,563	401,700	22,381	249,159	62%
001-050-557-20-11-00	Salaries	63,283	73,700	5,662	50,893	69%
001-058-558-50-11-00	Salaries	344,244	276,300	27,411	212,179	77%
001-058-524-20-11-00	Salaries	769,124	977,700	78,189	668,112	68%
001-058-558-60-11-00	Salaries	1,209,648	1,419,600	106,293	951,298	67%
001-076-518-90-11-00	Salaries	52,470	86,900	9,412	83,108	96%
001-076-571-10-11-00	Salaries	410,058	481,600	36,307	356,821	74%
001-076-571-18-11-00	Salaries	238,172	275,000	16,179	180,328	66%
001-076-576-80-11-00	Salaries	844,196	869,600	79,281	626,787	72%
001-076-576-95-11-00	Salaries	238,518	295,400	27,013	185,399	63%
001-090-518-30-11-19	Salaries	-	-	8,249	36,089	*
101-000-542-30-11-00	Salaries	406,228	-	-	-	*
101-000-543-10-11-00	Salaries	126,148	-	-	-	*
101-000-542-10-11-00	Salaries	823,844	-	-	-	*
408-000-531-32-11-00	Salaries	660,326	851,500	46,171	464,156	55%
408-000-531-31-11-00	Salaries	250,181	184,100	18,437	131,428	71%
408-000-531-35-11-00	Salaries	518,953	502,900	29,410	348,746	69%
502-000-518-81-11-00	Salaries	886,001	1,010,100	81,183	738,328	73%
001-014-514-20-12-00	Overtime	339	-	-	-	*
001-018-514-30-12-00	Overtime	358	-	-	-	*
001-019-518-30-12-00	Overtime	2,943	25,000	2,349	12,405	50%
001-040-542-10-12-00	Overtime	2,078	4,000	-	2,098	52%
001-041-542-10-12-00	Overtime	-	1,500	317	5,937	396%
001-040-542-30-12-00	Overtime	-	75,000	2,471	46,600	62%
001-040-543-10-12-00	Overtime	504	1,050	-	1,052	100%
001-050-557-20-12-00	Overtime	30	-	-	-	*
001-058-524-20-12-00	Overtime	1,414	7,500	-	1,552	21%
001-058-558-50-12-00	Overtime	284	1,000	133	2,008	201%
001-058-558-60-12-00	Overtime	1,375	5,000	-	14,811	296%
001-076-518-90-12-00	Overtime	825	-	222	2,762	*
001-076-571-10-12-00	Overtime	-	-	-	588	*
001-076-571-18-12-00	Overtime	-	-	401	2,561	*
001-076-576-18-12-00	Overtime	-	-	-	-	*
001-076-576-80-12-00	Overtime	29,183	38,000	3,546	19,482	51%
101-000-542-10-12-00	Overtime	3,599	-	-	-	*
101-000-542-30-12-00	Overtime	54,996	-	-	-	*

Account Number	Description	Prior Year Actual	BUDGET	Monthly Actual	YTD Actual Expended	YTD %
101-000-543-10-12-00	Overtime	112	-	-	-	*
408-000-531-31-12-00	Overtime	112	1,000	-	227	23%
408-000-531-32-12-00	Overtime	281	1,000	-	107	11%
408-000-531-35-12-00	Overtime	37,994	16,000	3,757	14,986	94%
502-000-518-81-12-00	Overtime	3,703	5,000	29	5,383	108%
001-076-571-18-13-00	Part-Time (Lifeguards)	-	83,500	-	-	0%
502-000-518-81-13-00	Part-Time Intern	194	-	-	-	*
001-076-571-18-13-02	Part-Time (Facility Monitors)	5,120	19,900	720	2,812	14%
001-076-571-18-13-03	Part-Time (Recreation)	-	-	-	-	*
001-076-576-80-13-00	Part-Time	40,463	158,100	-	60,993	39%
001-019-518-30-14-00	On-Call Pay	132	-	1,947	4,983	*
001-040-542-30-14-00	On-Call Pay	-	8,800	231	5,181	59%
001-076-571-18-14-00	Standby Pay	-	-	-	66	*
001-076-576-80-14-00	On-Call Pay	-	-	-	330	*
101-000-542-30-14-00	On-Call Pay	10,164	-	-	-	*
408-000-531-35-14-00	On-Call Pay	14,532	8,800	1,716	14,091	160%
001-011-511-60-21-00	Benefits	19,165	19,400	1,646	14,398	74%
001-013-513-10-21-00	Benefits	133,951	242,600	17,708	154,195	64%
001-013-557-20-21-00	Benefits	23,465	96,100	6,858	63,810	66%
001-014-514-20-21-00	Benefits	316,417	343,000	24,254	236,516	69%
001-018-514-30-21-00	Benefits	129,656	130,500	8,721	76,142	58%
001-018-516-20-21-00	Benefits	68,781	71,000	7,297	59,599	84%
001-018-518-10-21-00	Benefits	-	48,800	-	-	0%
001-019-518-30-21-00	Benefits	168,701	196,500	13,207	134,780	69%
001-021-521-10-21-00	Benefits	34,192	66,400	2,907	27,385	41%
001-025-525-60-21-00	Benefits	5,545	-	-	-	*
001-040-542-10-21-00	Benefits	274,186	455,600	36,196	324,438	71%
001-041-542-10-21-00	Benefits	-	224,800	13,487	121,898	
001-040-542-30-21-00	Benefits	-	232,000	14,955	151,074	65%
001-040-543-10-21-00	Benefits	65,897	151,700	7,147	83,703	55%
001-050-557-20-21-00	Benefits	30,974	37,000	2,564	23,980	65%
001-058-524-20-21-00	Benefits	326,786	427,800	30,647	281,066	66%
001-058-558-50-21-00	Benefits	162,925	125,100	13,499	110,330	88%
001-058-558-60-21-00	Benefits	475,987	572,900	38,415	368,198	64%
001-076-518-90-21-00	Benefits	31,288	42,600	5,030	47,400	111%
001-076-571-10-21-00	Benefits	151,887	174,600	13,487	134,522	77%
001-076-571-18-21-00	Benefits	100,535	102,800	8,733	84,666	82%
001-076-576-80-21-00	Benefits	466,923	514,500	37,181	339,505	66%
001-076-576-95-21-00	Benefits	76,960	110,400	8,359	64,466	58%
001-090-518-30-21-19	Benefits	-	-	2,451	11,605	*
101-000-542-30-21-00	Benefits	200,156	-	-	-	*
101-000-543-10-21-00	Benefits	41,646	-	-	-	*
101-000-542-10-21-00	Benefits	351,654	-	-	-	*
408-000-531-31-21-00	Benefits	90,731	78,700	6,002	44,801	57%
408-000-531-32-21-00	Benefits	261,391	306,400	17,345	183,083	60%
408-000-531-35-21-00	Benefits	285,677	271,900	13,559	181,241	67%
502-000-518-81-21-00	Benefits	351,425	398,400	30,809	286,220	72%
001-015-515-31-21-00	Benefits	-	107,300	7,609	62,907	59%
001-018-516-20-21-11	Tuition Reimbursement	18,845	25,000	-	519	2%
503-000-517-70-22-00	Unemployment Benefits	24,845	55,000	-	23,965	44%
TOTAL PERSONNEL		\$ 15,846,593	\$ 19,013,350	\$ 1,429,491	\$ 12,689,069	67%
001-011-511-60-31-00	Office & Operating Supplies	\$ 969	\$ 2,500	\$ 634	\$ 820	33%
001-013-513-10-31-00	Office & Operating Supplies	2,614	5,000	65	1,622	32%
001-013-557-20-31-00	Office & Operating Supplies	16,500	5,000	434	434	9%

Account Number	Description	Prior Year Actual	BUDGET	Monthly Actual	YTD Actual Expended	YTD %
001-014-514-20-31-00	Office & Operating Supplies	1,689	4,500	736	1,133	25%
001-015-515-31-31-00	Office & Operating Supplies		-	-	738	*
001-018-514-30-31-00	Office & Operating Supplies	580	3,000	28	86	3%
001-018-516-20-31-00	Office & Operating Supplies	439	2,000	-	134	7%
001-018-517-90-31-00	Office & Operating Supplies	187	1,250	-	-	0%
001-018-518-10-31-00	Office & Operating Supplies	38	1,250	-	-	0%
001-019-518-30-31-00	Office & Operating Supplies	43,377	69,400	5,821	43,505	63%
001-021-521-10-31-00	Office & Operating Supplies	5,824	5,000	335	1,065	21%
001-025-525-60-31-00	Office & Operating Supplies	21,038	20,500	-	2,100	10%
001-040-542-10-31-00	Office & Operating Supplies	1,054	5,500	152	339	6%
001-041-542-10-31-00	Office & Operating Supplies		64,700	3,954	42,018	65%
001-040-542-30-31-00	Office & Operating Supplies		160,500	10,841	42,767	27%
001-040-543-10-31-00	Office & Operating Supplies	2,184	2,350	248	1,499	64%
001-050-557-20-31-00	Office & Operating Supplies	194	2,000	-	-	0%
001-058-524-20-31-00	Office & Operating Supplies	3,554	5,000	-	386	8%
001-058-558-50-31-00	Office & Operating Supplies	1,874	3,500	426	546	16%
001-058-558-60-31-00	Office & Operating Supplies	1,226	5,900	50	174	3%
001-076-518-90-31-00	Office & Operating Supplies	23,186	53,000	471	15,894	30%
001-076-573-20-31-00	Office & Operating Supplies	1,920	5,000	173	807	16%
001-076-571-10-31-00	Office & Operating Supplies	849	4,000	23	386	10%
001-076-571-18-31-00	Office & Operating Supplies	11,431	21,000	1,727	12,215	58%
001-076-576-80-31-00	Office & Operating Supplies	123,958	210,000	8,534	124,123	59%
001-076-576-95-31-00	Office & Operating Supplies	258	3,000	110	382	13%
001-090-518-50-31-00	Office & Operating Supplies	35,227	50,000	5,104	24,139	48%
101-000-542-30-31-00	Office & Operating Supplies	108,653	-	-	-	*
001-040-542-66-31-00	Snow & Ice Supplies		84,900	-	36,387	43%
001-040-542-66-31-01	Snow & Ice Supplies Tools		10,000	-	3,282	33%
101-000-543-10-31-00	Office & Operating Supplies	19	-	-	-	*
101-000-542-10-31-00	Office & Operating Supplies	126,499	-	-	-	*
408-000-531-31-31-00	Office & Operating Supplies	-	700	-	28	4%
408-000-531-32-31-00	Office & Operating Supplies	39	17,000	80	567	3%
408-000-531-35-31-00	Office & Operating Supplies	60,802	124,600	3,265	22,460	18%
502-000-518-81-31-00	Office & Operating Supplies	33,366	20,000	27,897	53,432	267%
001-011-511-60-31-01	Meetings		2,000	-	-	0%
001-018-516-20-31-01	Meetings		250	-	-	0%
001-021-521-10-31-01	Reserve Officer Oper. Supplies		4,000	-	-	0%
001-040-542-10-31-01	Meetings	87	1,000	-	-	0%
001-040-543-10-31-01	Meetings	326	1,000	-	-	0%
001-058-524-20-31-01	Meetings	-	200	-	-	0%
001-058-558-60-31-01	Meetings	-	1,300	-	-	0%
101-000-543-10-31-01	Meetings	30	-	-	-	*
101-000-542-10-31-01	Meetings	30	-	-	-	*
101-000-542-66-31-00	Snow & Ice - Supplies	88,251	-	-	-	*
408-000-531-31-31-01	Meetings		700	-	-	0%
408-000-531-32-31-01	Meetings	241	1,700	-	-	0%
001-011-511-60-31-02	Books	60	-	-	-	*
001-014-514-20-31-02	Books	395	750	-	-	0%
001-018-516-20-31-02	Books	-	250	-	400	160%
001-018-518-10-31-02	Books		250	-	-	0%
001-021-521-10-31-02	Citizens Academy		8,000	-	-	0%
001-058-524-20-31-02	Books	5,491	7,000	131	1,704	24%
001-058-558-50-31-02	Books		300	-	-	0%
001-058-558-60-31-02	Books	-	100	-	-	0%
001-076-576-80-31-03	FISH	20,000	20,000	-	10,000	50%
001-019-518-30-31-04	Safety Clothing	1,214	2,800	-	200	7%

Account Number	Description	Prior Year Actual	BUDGET	Monthly Actual	YTD Actual Expended	YTD %
001-021-521-10-31-04	Clothing Allowance	424	-	-	358	*
001-040-542-10-31-04	Safety Clothing	1,322	2,050	-	-	0%
001-041-542-10-31-04	Traffic Control Devices		91,900	17,809	46,015	50%
001-040-542-30-31-04	Safety Clothing		5,200	980	2,826	54%
001-040-543-10-31-04	Safety Clothing	108	-	-	51	*
001-058-524-20-31-04	Safety Clothing	495	700	-	337	48%
001-076-576-80-31-04	Safety Clothing	5,141	12,400	1,079	1,952	16%
001-076-518-90-31-04	Safety Clothing	345	950	-	-	0%
101-000-542-30-31-04	Safety Clothing	4,834	-	-	-	*
101-000-542-10-31-04	Safety Clothing	1,331	-	-	-	*
408-000-531-32-31-04	Safety Clothing	1,637	750	-	473	63%
408-000-531-35-31-04	Safety Clothing	3,698	7,800	1,022	2,841	36%
001-011-511-60-31-05	Meeting Meals	3,247	4,500	-	-	0%
001-013-513-10-31-05	Meeting Meals	-	2,500	-	-	0%
001-019-518-30-31-05	Snow & Ice - Supplies	1,632	6,000	-	-	0%
001-021-521-10-31-05	Meeting Meal Expense	26	300	578	578	193%
001-040-543-10-31-05	Meeting Meals	(21)	500	-	24	5%
001-090-518-90-31-05	Meeting Meals	1,971	15,000	395	893	6%
001-019-518-30-31-06	Signs & Markers	-	12,000	-	-	0%
001-021-521-10-31-06	Supplies-Explorer Program	1,914	5,000	779	3,842	77%
001-040-542-30-31-06	Signs & Markers		55,000	1,918	15,295	28%
001-041-542-30-31-06	Safety Clothing		1,600	219	584	37%
001-076-576-80-31-06	Signs & Markers	2,011	6,000	415	1,422	24%
101-000-542-30-31-06	Signs & Markers	67,416	-	-	-	*
001-014-514-20-31-19	Supplies-COVID	163				
001-019-518-30-31-19	Supplies-COVID	603	-	-	-	*
001-090-518-30-31-19	Supplies-COVID		-	39	5,460	*
001-021-521-10-31-19	Supplies-COVID	356	-	-	-	*
001-025-525-60-31-19	Supplies-COVID	6,398	-	-	-	*
001-040-542-10-31-19	Supplies-COVID	730	-	-	-	*
001-040-543-10-31-19	Supplies-COVID	19	-	-	-	*
001-076-518-90-31-19	Supplies-COVID	658	-	-	-	*
001-076-571-18-31-19	Supplies-COVID	4,292	-	-	-	*
001-076-576-80-31-19	Supplies-COVID	4,780	-	-	-	*
001-090-518-50-31-19	Supplies-COVID	36,485	-	-	1,439	*
001-090-543-10-31-19	Supplies-COVID	-	-	-	54	*
001-090-571-18-31-19	Supplies-COVID		-	-	4,607	*
101-000-542-30-31-19	Supplies-COVID	210	-	-	-	*
408-000-531-32-31-19	Supplies-COVID	24	-	-	-	*
502-000-518-81-31-19	Supplies-COVID	8,858	-	-	-	*
001-050-557-20-31-95	Oper. Supplies-Contingency	1,983	-	-	-	*
001-090-518-81-31-99	Supplies-Security Breach	-	-	-	-	*
001-019-518-30-32-00	Fuel	4,590	44,600	-	6,091	14%
001-021-521-10-32-00	Fuel	101	500	-	-	0%
001-040-542-10-32-00	Fuel	3,861	-	-	(301)	*
001-040-542-30-32-00	Fuel		24,000	-	13,797	57%
001-040-543-10-32-00	Fuel	23	9,500	-	4,086	43%
001-041-542-10-32-00	Fuel		-	-	-	*
001-058-524-20-32-00	Fuel	4,807	5,500	-	4,239	77%
001-058-558-60-32-00	Fuel	-	250	-	-	0%
001-076-518-90-32-00	Fuel	787	800	-	664	83%
001-076-571-10-32-00	Fuel		250	-	-	0%
001-076-571-18-32-00	Fuel	150	200	-	93	47%
001-076-576-80-32-00	Fuel	18,790	35,000	-	16,978	49%
001-076-576-95-32-00	Fuel	-	300	-	-	0%

Account Number	Description	Prior Year Actual	BUDGET	Monthly Actual	YTD Actual Expended	YTD %
101-000-542-30-32-00	Fuel	18,067	-	-	-	*
101-000-542-10-32-00	Fuel	1,462	-	-	-	*
408-000-531-31-32-00	Fuel	3,021	2,000	-	-	0%
408-000-531-32-32-00	Fuel	743	2,000	-	2,636	132%
408-000-531-35-32-00	Fuel	17,605	24,000	-	11,915	50%
001-040-542-10-34-00	Maps	176	200	-	-	0%
001-040-543-10-34-00	Maps		200	-	73	37%
001-058-558-60-34-00	Maps		250	-	-	0%
408-000-531-32-34-00	Maps		200	-	-	0%
001-013-513-10-35-00	Small Tools & Minor Equip.	1,140	2,500	-	-	0%
001-013-557-20-35-00	Small Tools & Minor Equip.		5,000	-	-	0%
001-015-515-31-35-00	Small Tools & Minor Equip.			-	1,141	*
001-018-518-10-35-00	Small Tools & Minor Equip.		1,500	-	-	0%
001-019-518-30-35-00	Small Tools & Minor Equip.	-	63,000	-	-	0%
001-021-521-10-35-00	Small Tools & Minor Equip.	6,204	6,500	-	-	0%
001-025-525-60-35-00	Small Tools & Minor Equip.	1,535	-	-	-	*
001-040-542-10-35-00	Small Tools & Minor Equip.		2,600	-	-	0%
001-041-542-10-35-00	Small Tools & Minor Equip.		52,920	-	3,560	7%
001-040-542-30-35-00	Small Tools & Minor Equip.		3,200	686	6,007	188%
001-040-543-10-35-00	Small Tools & Minor Equip.		300	-	-	0%
001-058-524-20-35-00	Small Tools & Minor Equip.		3,000	-	-	0%
001-058-558-50-35-00	Small Tools & Minor Equip.	-	1,500	-	-	0%
001-058-558-60-35-00	Small Tools & Minor Equip.	5,421	10,000	-	-	0%
001-076-518-90-35-00	Small Tools & Minor Equip.	-	1,500	-	-	0%
001-076-571-10-35-00	Small Tools & Minor Equip.		1,000	-	-	0%
001-076-571-18-35-00	Small Tools & Minor Equip.		4,000	-	-	0%
001-076-576-80-35-00	Small Tools & Minor Equip.	7,479	30,000	-	1,406	5%
001-076-576-95-35-00	Small Tools & Minor Equip.	-	1,500	-	-	0%
101-000-542-30-35-00	Small Tools & Minor Equip.	11,967	-	-	-	*
101-000-542-10-35-00	Small Tools & Minor Equip.	4,822	-	-	-	*
101-000-542-66-35-00	Small Tools & Minor Equip.	2,725	-	-	-	*
408-000-531-32-35-00	Small Tools & Minor Equip.	1,045	1,500	-	1,033	69%
408-000-531-35-35-00	Small Tools & Minor Equip.	2,549	3,200	686	2,092	65%
501-000-548-65-31-00	Vehicle/Equipment Supplies	22,084	15,000	785	2,097	14%
501-000-548-65-35-00	Small Tools & Minor Equip.	(1,558)	5,000	-	-	0%
502-000-518-81-35-00	Small Tools & Minor Equip.	228,595	218,000	15,968	42,871	20%
001-090-518-50-35-19	Small Tools-COVID	\$ 3,755	-	-	-	*
TOTAL SUPPLIES		\$ 1,280,709	\$ 1,836,270	\$ 114,598	\$ 655,304	36%
001-011-511-60-41-00	Professional Services	\$ 44,021	\$ 55,000	\$ -	\$ 15,944	29%
001-013-513-10-41-00	Professional Services	26,633	156,000	4,700	23,168	15%
001-013-557-20-41-00	Professional Services	169,955	10,000	-	2,705	27%
001-014-514-20-41-00	Professional Services	27,110	65,000	2,511	16,522	25%
001-015-512-50-41-00	District Court Services	178,382	355,000	-	-	0%
001-015-515-31-41-00	Professional Services		-	110	931	*
001-015-558-60-41-00	Hearing Examiner	7,769	50,000	125	7,214	14%
001-018-511-70-41-00	Election Costs	-	80,000	-	-	0%
001-018-511-80-41-00	Voter Registration Costs	176,247	150,000	-	-	0%
001-018-514-30-41-00	Professional Services	51,050	52,600	2,108	17,137	33%
001-018-516-20-41-00	Professional Services	44,855	50,000	322	37,591	75%
001-018-517-90-41-00	Professional Services	120	375	-	-	0%
001-018-554-30-41-00	Prof Svcs - Animal Control	184,758	185,000	-	-	0%
001-019-518-30-41-00	Professional Services	454,650	493,800	37,639	281,300	57%
001-021-521-10-41-00	Professional Services	3,153	5,000	163	1,935	39%
001-021-521-20-41-00	Professional Services	7,432,424	8,380,200	1,392,003	5,050,612	60%

Account Number	Description	Prior Year Actual	BUDGET	Monthly Actual	YTD Actual Expended	YTD %
001-021-523-60-41-00	Jail Contract	39,292	165,000	-	57,635	35%
001-022-522-20-41-00	Eastside Fire & Rescue Prof Svcs	8,002,512	8,085,653	665,549	5,944,304	74%
001-025-525-60-41-00	Professional Services	184,062	36,000	-	16,000	44%
001-040-542-10-41-00	Professional Services	30,597	290,000	-	18,180	6%
001-041-542-10-41-00	Professional Services		292,000	38,627	120,942	41%
001-040-542-30-41-00	Professional Services		171,160	154	41,716	24%
001-040-543-10-41-00	Professional Services	-	11,280	-	7,990	71%
001-050-557-20-41-00	Professional Services	373,613	497,900	114,750	301,472	61%
001-050-559-20-41-01	Affordable Housing Sales Tax		48,000	-	-	0%
001-050-559-20-41-00	Professional Services	100,000	100,000	-	-	0%
001-058-524-20-41-00	Professional Services	-	25,000	-	-	0%
001-058-558-50-41-00	Professional Services	-	20,500	-	-	0%
001-058-558-60-41-00	Professional Services	127,923	404,200	32,446	137,118	34%
001-076-518-90-41-00	Professional Services	20,715	24,500	-	12,306	50%
001-076-573-20-41-00	Professional Services	35,026	93,000	1,600	6,528	7%
001-076-571-10-41-00	Professional Services	1,346	3,160	-	-	0%
001-076-571-18-41-00	Professional Services	32,227	68,900	2,606	59,072	86%
001-076-576-80-41-00	Professional Services	443,709	628,510	67,874	282,743	45%
001-076-576-95-41-00	Professional Services	110,495	217,000	1,512	34,876	16%
001-090-518-90-41-00	Prof Svcs-ADA Transition Plan	22,245	-	-	15,427	*
001-090-553-70-41-00	Air Pollution-Intgvtl Svc	62,647	64,000	-	47,559	74%
001-090-558-70-41-00	Professional Services	25	-	-	-	*
001-090-558-20-41-00	Eddy House		25,000	-	25,000	100%
001-090-562-00-41-00	External Taxes-Alcoholism	18,836	18,000	-	14,062	78%
002-000-518-90-41-00	Professional Services		2,379,956	-	-	0%
101-000-542-30-41-00	Professional Services	219,215	-	-	-	*
101-000-542-10-41-00	Professional Services	207,379	-	-	-	*
408-000-531-31-41-00	Professional Services	114,382	77,500	-	107,551	139%
408-000-531-32-41-00	Professional Services	88,723	840,000	33,911	401,987	48%
408-000-531-35-41-00	Professional Services	1,443,115	1,461,000	10,486	393,430	27%
501-000-548-65-41-00	Professional Services	2,454	10,000	1,285	1,764	18%
502-000-518-81-41-00	Professional Services	406,931	480,000	19,367	377,602	79%
001-013-557-20-41-01	Newsletter Printing	30,105	50,000	4,623	27,959	56%
001-025-525-60-41-01	Contracted Emergency Mgr		179,400	-	90,093	50%
001-040-542-30-41-01	Prof Svcs ROW Landscaping		494,000	80,569	313,811	64%
001-076-573-20-41-01	Prof Svc: Samm Symphony	-	15,000	-	-	0%
001-076-573-90-41-01	Prof Services-Farmer's Market	-	10,000	-	-	0%
001-090-558-20-41-01	Prof Svcs Hist Albrecht Barn	-	-	25,000	25,000	*
101-000-542-30-41-01	Prof Svc: ROW Landscape	264,519	-	-	-	*
502-000-518-81-41-01	Proj Svcs-Ortho Photography	72,140	70,000	-	-	0%
408-000-531-35-41-01	Prof Svcs-Gen Fund	142,000	252,835	21,070	189,626	75%
501-000-548-65-41-01	Prof Svcs-Auction	8,588	-	-	566	*
001-014-514-20-41-02	State Auditor	60,426	75,000	14,747	81,173	108%
001-025-525-60-41-02	Prof Services EMPG Grant	2,297	49,600	-	35,760	72%
001-058-524-20-41-02	Professional Services-Contracted	14,820	105,000	-	13,005	12%
001-058-558-50-41-02	Professional Services-Contracted	22,522	27,500	630	11,926	43%
001-058-558-60-41-02	Professional Services-Contracted	140,137	180,400	3,665	87,945	49%
001-040-542-10-41-02	Engineering Services	115,379	142,700	3,821	36,809	26%
001-076-573-20-41-02	Prof Svcs-Master Chorus E'side	-	1,000	-	-	0%
001-076-573-90-41-02	Prof Svcs - Heritage Society	5,000	5,000	-	2,500	50%
001-090-518-90-41-02	Pros Svcs GIS mapping	68,024	-	-	1,255	*
408-000-531-33-41-02	Laughing Jacobs Basin Plan	12,080	50,000	-	32,296	65%
001-011-511-60-41-03	Kokanee Work Group	38,390	40,000	-	-	0%
001-013-513-10-41-04	Copying		1,000	-	-	0%
001-014-514-20-41-04	Copying	-	3,000	-	1,906	64%

Account Number	Description	Prior Year Actual	BUDGET	Monthly Actual	YTD Actual Expended	YTD %
001-015-515-41-41-04	Copying		500	-	12,180	2436%
001-018-514-30-41-04	Copying	-	200	-	-	0%
001-050-557-20-41-04	Copying		500	-	-	0%
001-058-524-20-41-04	Copying		500	-	-	0%
001-058-558-50-41-04	Copying		500	-	-	0%
001-058-558-60-41-04	Copying		1,000	-	-	0%
001-076-573-20-41-04	Copying	-	300	-	-	0%
001-076-571-18-41-04	Copying	7,670	27,000	-	2,710	10%
001-076-576-95-41-04	Copying		1,000	-	-	0%
408-000-531-32-41-05	Beaver Management Program	31,944	-	-	5,525	*
408-000-531-35-41-05	Beaver Management Program	-	20,000	9,400	14,625	73%
101-000-544-40-41-06	Trans Model	22,378	-	-	-	*
001-041-544-40-41-06	Trans Model		30,000	-	10,903	36%
001-013-557-20-41-07	Website Redesign	26,333	152,700	11,000	95,906	63%
001-011-511-60-41-08	Lobbyist Services	46,000	48,000	2,000	28,000	58%
101-000-544-40-41-08	Conc Mgmt	67,835	-	-	-	*
001-041-544-40-41-08	Conc Mgmt		115,200	-	2,409	2%
001-019-518-30-41-19	Prof Services COVID-19		-	-	-	*
001-090-518-30-41-19	Prof Services COVID-19		-	-	22,181	*
001-013-557-20-41-19	Prof Services COVID-19	9,741				
001-050-557-20-41-19	Prof Services COVID-19	90,887	-	-	-	*
001-090-557-20-41-19	Prof Services COVID-19		-	26,191	318,734	
001-090-557-21-41-19	Prof Services COVID-19		-	-	9,909	
001-090-558-70-41-19	Small Business Grants COVID-19	460,491	-	-	812,962	*
501-000-548-65-41-19	Prof Services COVID-19	2,763	-	-	-	*
001-090-518-90-41-19	Prof Services COVID-19		2,144,140	-	-	0%
001-090-548-65-41-19	ERR Prof Services COVID-19		-	-	231	*
101-000-542-30-41-51	Traffic Contract	55,519	-	-	-	*
408-000-531-31-41-51	Intergovernmental Services	101,470	97,050	-	53,895	56%
408-000-531-35-41-51	I/G Services-BLMD	32,236				*
502-000-518-81-41-51	Intergovernmental Services	27,854	75,000	12,499	37,497	50%
408-000-531-31-41-52	I/G Services-BLMD		101,000	-	6,874	7%
001-090-518-90-41-53	Intergovernmental Taxes	4	-	-	3	*
408-000-531-31-41-53	Intergovernmental Taxes	153,260	135,000	923	86,330	64%
001-015-515-41-41-90	City Attorney	240,599	-	-	-	*
001-015-515-41-41-91	Prosecuting Attorney	146,214	171,700	-	79,920	47%
001-015-515-91-41-92	Public Defender	49,647	100,000	4,831	40,468	40%
001-015-515-45-41-93	City Attorney- Litigation	366,034	1,229,500	176,379	580,625	47%
001-015-515-30-41-94	Miscellaneous Legal	3,662	8,800	881	3,823	43%
001-025-525-60-41-95	Prof Svcs-Contingency	-	20,000	-	20,000	100%
001-090-544-40-41-95	Concurrency Prof Svcs-GMHB	62,344	198,100	-	59,364	30%
001-090-558-60-41-95	DCD Prof Svcs-GMHB	142,923	198,100	23,760	128,312	65%
408-000-531-31-41-99	Oper. Contingency		20,000	-	-	0%
001-011-511-60-42-00	Communications	3,894	3,900	438	3,301	85%
001-013-513-10-42-00	Communications	2,755	2,300	349	3,959	172%
001-013-557-20-42-00	Communications	1,430	1,600	178	1,113	70%
001-014-514-20-42-00	Communications	528	700	111	404	58%
001-015-515-31-42-00	Communications		-	189	1,556	*
001-018-516-20-42-00	Communications	805	1,200	95	751	63%
001-018-518-10-42-00	Communications		600	-	-	0%
001-019-518-30-42-00	Communications	53,508	57,100	3,599	31,036	54%
001-021-521-10-42-00	Communications	1,005	700	84	669	96%
001-025-525-60-42-00	Communications	1,011	15,000	1,203	9,926	66%
001-040-542-10-42-00	Communications	7,673	-	-	(390)	*
001-040-542-30-42-00	Communications		8,000	544	4,326	54%

Account Number	Description	Prior Year Actual	BUDGET	Monthly Actual	YTD Actual Expended	YTD %
001-040-543-10-42-00	Communications	-	17,000	1,974	12,545	74%
001-041-542-10-42-00	Communications	-	-	-	-	*
001-050-557-20-42-00	Communications	204	500	-	-	0%
001-058-524-20-42-00	Communications	8,885	9,300	651	7,357	79%
001-058-558-50-42-00	Communications	483	1,700	-	(595)	-35%
001-058-558-60-42-00	Communications	4,163	1,700	78	209	12%
001-076-518-90-42-00	Communications	1,020	900	87	694	77%
001-076-571-10-42-00	Communications	2,389	3,600	254	1,941	54%
001-076-571-18-42-00	Communications	2,364	2,100	219	1,793	85%
001-076-576-80-42-00	Communications	8,876	10,250	1,455	8,157	80%
001-076-576-95-42-00	Communications	584	1,450	79	678	47%
101-000-542-30-42-00	Communications	7,034	-	-	-	*
101-000-543-10-42-00	Communications	3,144	-	-	-	*
101-000-542-10-42-00	Communications	20,693	-	-	-	*
408-000-531-31-42-00	Communications	5,240	-	-	-	*
408-000-531-32-42-00	Communications	-	3,000	414	2,625	87%
408-000-531-35-42-00	Communications	3,177	3,000	256	2,999	100%
502-000-518-81-42-00	Communications	11,210	7,000	1,074	9,155	131%
001-013-513-10-42-02	Postage	-	500	-	-	0%
001-013-557-20-42-01	Newsletter Postage	23,636	50,000	4,262	28,811	58%
001-014-514-20-42-02	Postage	-	-	-	9	*
001-021-521-10-42-02	Postage	12	-	-	-	*
001-040-542-10-42-02	Postage	-	-	-	226	*
001-040-543-10-42-02	Postage	134	-	-	28	*
001-058-558-60-42-02	Postage	-	1,000	-	15	2%
001-076-571-10-42-02	Postage	11	1,000	-	-	0%
001-076-571-18-42-02	Postage	3,992	2,000	-	-	0%
001-076-576-95-42-02	Postage	-	250	-	-	0%
001-090-518-90-42-02	Postage	3,311	6,500	47	4,292	66%
101-000-542-10-42-02	Postage	220	-	-	-	*
101-000-542-30-42-02	Postage	17	-	-	-	*
001-090-518-30-42-19	Communications-Facilities	-	-	32	165	*
001-090-558-60-42-19	Communications-DCD Planning	-	-	634	4,231	*
001-090-558-50-42-19	Communications-Permits	-	-	170	2,074	*
001-011-511-60-43-00	Travel	465	20,000	-	-	0%
001-013-513-10-43-00	Travel	3,500	8,000	-	-	0%
001-013-557-20-43-00	Travel	-	1,500	-	-	0%
001-014-514-20-43-00	Travel	239	5,500	-	-	0%
001-018-514-30-43-00	Travel	-	3,500	-	-	0%
001-018-516-20-43-00	Travel	-	3,500	-	-	0%
001-018-517-90-43-00	Travel	-	125	-	-	0%
001-018-518-10-43-00	Travel	-	1,650	-	-	0%
001-019-518-30-43-00	Travel	-	1,600	-	-	0%
001-021-521-10-43-00	Travel	623	5,000	1,203	4,738	95%
001-025-525-60-43-00	Travel	-	500	-	-	0%
001-040-542-10-43-00	Travel	-	3,000	-	-	0%
001-041-542-10-43-00	Travel	-	400	-	-	0%
001-040-542-30-43-00	Travel	-	1,000	-	-	0%
001-040-543-10-43-00	Travel	-	1,050	-	-	0%
001-050-557-20-43-00	Travel	-	250	-	-	0%
001-058-524-20-43-00	Travel	1,118	6,300	-	-	0%
001-058-558-50-43-00	Travel	-	300	-	-	0%
001-058-558-60-43-00	Travel	-	750	-	-	0%
001-076-518-90-43-00	Travel	184	1,000	-	-	0%
001-076-571-10-43-00	Travel	347	4,600	-	-	0%

Account Number	Description	Prior Year Actual	BUDGET	Monthly Actual	YTD Actual Expended	YTD %
001-076-571-18-43-00	Travel	17	1,000	-	-	0%
001-076-576-80-43-00	Travel	-	1,500	82	82	5%
001-076-576-95-43-00	Travel	-	1,900	-	-	0%
001-090-518-90-43-00	Travel	60	-	-	-	*
001-090-548-65-43-19	Travel	-	-	-	128	*
101-000-542-10-43-00	Travel	153	-	-	-	*
408-000-531-31-43-00	Travel	-	550	-	-	0%
408-000-531-32-43-00	Travel	-	1,000	-	-	0%
408-000-531-35-43-00	Travel	-	900	-	-	0%
502-000-518-81-43-00	Travel	(1,374)	1,500	-	-	0%
001-018-514-30-44-00	Advertising	21,931	50,000	1,859	14,613	29%
001-018-516-20-44-00	Advertising	53	3,000	-	-	0%
001-050-557-20-44-00	Advertising	367	250	-	-	0%
001-058-558-60-44-00	Advertising/Public Notices	-	450	-	-	0%
001-076-573-20-44-00	Advertising	-	1,000	-	-	0%
001-076-571-18-44-00	Advertising	258	7,000	28	379	5%
001-076-576-95-44-00	Advertising	75	-	-	125	*
001-013-557-20-44-02	Social Media Advertising	-	1,000	-	-	0%
001-076-518-90-44-00	Advertising	-	200	-	-	0%
001-019-518-30-45-00	Rentals & Leases	3,969	10,000	308	1,789	18%
001-090-518-90-45-00	Rentals & Leases	2,659	2,600	220	2,163	83%
001-058-558-50-45-00	Rentals & Leases	-	400	-	-	0%
001-076-571-18-45-00	Equipment Rental	1,519	49,800	2,800	6,978	14%
001-025-525-60-45-19	Rentals-COVID	979	-	-	-	*
001-076-571-18-45-19	Rentals-COVID	885	-	-	-	*
001-076-518-90-45-00	Equipment Rental	1,634	4,000	-	-	0%
001-021-521-10-45-00	Operating Rentals & Leases	-	-	-	300	*
001-041-542-10-45-00	Operating Rentals & Leases	-	6,450	410	5,164	80%
001-040-542-30-45-00	Operating Rentals & Leases	-	58,900	-	24,425	41%
001-076-573-20-45-00	Operating Rentals & Leases	-	750	-	-	0%
001-076-576-80-45-00	Operating Rentals & Leases	58,587	75,000	5,847	34,386	46%
101-000-542-10-45-00	Operating Rentals & Leases	41,223	-	-	-	*
101-000-542-30-45-00	Operating Rentals & Leases	50,232	-	-	-	*
408-000-531-35-45-00	Operating Rentals & Leases	15,133	21,100	623	1,625	8%
501-000-548-65-45-00	Operating Rentals & Leases	-	-	-	-	*
502-000-518-81-45-00	Operating Rentals & Leases	40,716	27,500	4,267	31,748	115%
001-076-576-80-45-19	Operating Rent & Leases-COVID	10,677	-	-	-	*
001-090-576-80-45-19	Operating Rent & Leases-Parks	-	-	3,260	24,100	*
503-000-518-90-46-00	Insurance	385,403	440,000	-	439,600	100%
001-019-518-30-47-00	Utilities	165,030	209,500	18,062	124,045	59%
001-022-522-50-47-00	Utilities	5,412	5,600	-	5,526	99%
001-040-542-30-47-00	Utilities	-	263,000	33,972	176,857	67%
001-076-576-80-47-00	Utilities	224,372	244,420	68,288	230,801	94%
001-090-518-90-47-00	Utilities	15,625	16,000	-	24,692	154%
101-000-542-30-47-00	Utilities	228,921	-	-	-	*
408-000-531-35-47-00	Utility Services	32,560	41,500	758	19,615	47%
001-090-537-70-47-01	Recycling	101,546	-	10,384	12,992	*
001-040-537-70-47-01	Recycling	-	116,250	-	62,426	54%
001-014-514-20-48-00	Maintenance Software	38,310	5,500	-	-	0%
001-018-514-30-48-00	Repair & Maintenance	60	-	-	-	*
001-019-518-30-48-00	Repair & Maintenance	170,763	458,200	38,144	181,129	40%
001-021-521-10-48-00	Repair & Maintenance	6,259	3,000	396	1,201	40%
001-025-525-60-48-00	Repair & Maintenance	-	1,000	-	-	0%
001-040-542-10-48-00	Repair & Maintenance	-	90,500	-	-	0%
001-041-542-10-48-00	Repair & Maintenance	-	287,250	-	108	0%

Account Number	Description	Prior Year Actual	BUDGET	Monthly Actual	YTD Actual Expended	YTD %
001-040-542-30-48-00	Repair & Maintenance		156,000	593	48,488	31%
001-076-518-90-48-00	Software-Volunteer Tracking	2,200	-	-	-	*
001-076-571-18-48-00	Software Maintenance	5,500	-	-	-	*
001-076-576-80-48-00	Repair & Maintenance	61,914	67,000	1,500	18,382	27%
101-000-542-30-48-00	Repair & Maintenance	206,315	-	-	-	*
101-000-542-10-48-00	Repair & Maintenance	198	-	-	-	*
408-000-531-35-48-00	Repair & Maintenance	283,301	33,000	-	7,648	23%
502-000-518-81-48-00	Repair & Maintenance	341,832	470,000	-	167,657	36%
001-019-518-30-48-01	Capital Repair & Maintenance	36,482	253,900	200,020	213,015	84%
501-000-548-65-48-00	Repair & Maintenance	112,251	228,135	2,009	64,558	28%
502-000-518-81-48-01	Council Chambers AV Repair	32,058	100,000	11,568	32,765	33%
501-000-548-65-48-07	Repair & Maint - Parts	37,098	55,000	244	46,618	85%
501-000-548-65-48-19	Repair & Maint - COVID	506	-	-	-	*
101-000-542-30-48-50	Roadway	36,913	-	-	-	*
001-040-542-30-48-50	Roadway-Slide Repair		40,000	-	-	0%
001-040-542-30-48-52	Overlay Program-NHS Funded		-	-	-	*
001-041-542-30-48-50	KC Foad/Signal Mntnce Contract		165,000	1,770	32,801	20%
101-000-542-30-48-51	Roadway	3,648,880	-	-	-	*
001-040-542-30-48-51	Roadway-Overlay Program		2,061,500	6,961	85,039	4%
001-041-542-30-48-51	Street Lighting		17,500	-	-	0%
101-000-542-61-48-50	Sidewalks - R & M	88,892	-	-	-	*
001-040-542-61-48-50	Sidewalks		613,600	132,825	763,098	124%
001-040-542-67-48-50	Street Cleaning		6,000	-	-	0%
101-000-542-63-48-51	Street Lighting	403	-	-	-	*
101-000-542-64-48-51	Traffic Control Devices	40,170	-	-	-	*
001-014-514-20-49-00	Miscellaneous	60	2,300	-	865	38%
001-018-517-90-49-00	Miscellaneous	49	250	-	-	0%
001-018-518-10-49-00	Miscellaneous	767	-	-	-	*
001-040-542-10-49-00	Miscellaneous		500	-	-	0%
001-076-571-18-49-00	Miscellaneous	28	-	-	-	*
001-076-576-80-49-00	Miscellaneous	604	-	-	-	*
001-090-519-90-49-00	Miscellaneous	411	-	-	-	*
408-000-531-32-49-00	Miscellaneous	16	-	-	-	*
408-000-531-35-49-00	Miscellaneous	276	-	-	158	*
503-000-518-90-49-00	Miscellaneous	1,025	3,000	-	1,300	43%
001-011-511-60-49-01	Memberships	234	1,400	-	-	0%
001-013-513-10-49-01	Memberships	-	3,500	-	480	14%
001-013-557-20-49-01	Memberships	360	500	-	-	0%
001-014-514-20-49-01	Memberships	2,419	3,000	75	1,384	46%
001-018-514-30-49-01	Memberships	1,135	1,600	297	1,304	82%
001-018-516-20-49-01	Memberships	663	1,200	219	438	37%
001-018-518-10-49-01	Memberships		700	-	-	0%
001-021-521-10-49-01	Memberships	240	500	-	240	48%
001-025-525-60-49-01	Memberships	-	500	265	460	92%
001-040-542-10-49-01	Memberships	2,067	3,550	633	824	23%
001-041-542-10-49-01	Memberships		2,100	-	315	15%
001-040-543-10-49-01	Memberships	751	2,100	-	-	0%
001-050-557-20-49-01	Memberships	5,000	7,500	-	5,225	70%
001-058-524-20-49-01	Memberships	1,964	3,000	590	2,083	69%
001-058-558-50-49-01	Memberships	-	150	-	-	0%
001-058-558-60-49-01	Memberships	4,277	2,900	100	750	26%
001-076-518-90-49-01	Memberships	147	150	-	-	0%
001-076-571-10-49-01	Memberships	2,075	5,400	2,410	5,680	105%
001-076-571-18-49-01	Membership		500	-	50	10%
001-076-576-80-49-01	Memberships	150	400	-	203	51%

Account Number	Description	Prior Year Actual	BUDGET	Monthly Actual	YTD Actual Expended	YTD %
001-076-576-95-49-01	Memberships	1,849	1,500	-	450	30%
001-090-518-90-49-01	Memberships	317	250	-	120	48%
101-000-543-10-49-01	Memberships	222	-	-	-	*
101-000-542-10-49-01	Memberships	743	-	-	-	*
408-000-531-32-49-01	Memberships	1,188	950	343	512	54%
502-000-518-81-49-01	Memberships	75	200	-	247	124%
001-090-518-90-49-02	Merchant Fees	161,330	200,000	7,024	109,524	55%
001-076-571-18-49-02	Merchant Fees	1,712	6,000	813	2,965	49%
001-018-516-20-49-02	City-wide Training	3,500	4,500	-	-	0%
001-011-511-60-49-03	Training - Seminars/Conference	912	4,000	-	354	9%
001-013-513-10-49-03	Training - Seminars/Conference	-	3,500	-	688	20%
001-013-557-20-49-03	Training - Seminars/Conference	145	500	-	-	0%
001-014-514-20-49-03	Training - Seminars/Conference	1,470	5,500	450	2,684	49%
001-015-515-31-49-03	Training - Seminars/Conference	-	-	-	100	*
001-018-514-30-49-03	Training - Seminars/Conference	2,477	4,200	49	182	4%
001-018-516-20-49-03	Training - Seminars/Conference	1,754	2,500	50	978	39%
001-018-518-10-49-03	Training - Seminars/Conference	-	1,650	-	-	0%
001-019-518-30-49-03	Training-Seminars/Conferences	607	5,000	124	1,050	21%
001-021-521-20-49-03	Training-Seminars/Conferences	1,174	6,000	900	2,258	38%
001-021-521-10-49-03	Training-Seminars/Conferences	-	-	1,256	1,256	*
001-025-525-60-49-03	Training-Seminars/Conferences	-	10,000	-	-	0%
001-040-542-10-49-03	Training - Seminars/Conference	2,876	11,100	912	3,948	36%
001-041-542-10-49-03	Training - Seminars/Conference	-	8,550	-	1,110	13%
001-040-542-30-49-03	Training - Seminars/Conference	-	17,350	-	7,362	42%
001-040-543-10-49-03	Training - Seminars/Conference	8,438	3,400	-	4,966	146%
001-050-557-20-49-03	Training - Seminars/Conference	-	2,000	-	400	20%
001-058-524-20-49-03	Training - Seminars/Conference	4,400	17,750	1,140	3,065	17%
001-058-558-50-49-03	Training - Seminars/Conference	-	1,800	-	-	0%
001-058-558-60-49-03	Training - Seminars/Conference	804	7,650	299	819	11%
001-076-518-90-49-03	Training - Seminars/Conference	201	1,300	-	58	4%
001-076-573-20-49-03	Training-Seminars/Conferences	-	-	-	320	*
001-076-571-10-49-03	Training - Seminars/Conference	1,012	2,800	-	730	26%
001-076-571-18-49-03	Training - Seminars/Conference	939	7,900	-	-	0%
001-076-576-80-49-03	Training - Seminars/Conference	21,151	16,100	759	3,598	22%
001-076-576-95-49-03	Training - Seminars/Conference	580	3,800	-	-	0%
101-000-542-30-49-03	Training - Seminars/Conference	3,745	-	-	-	*
101-000-542-10-49-03	Training - Seminars/Conference	2,489	-	-	-	*
408-000-531-31-49-03	Training - Seminars/Conference	-	1,650	-	50	3%
408-000-531-32-49-03	Training - Seminars/Conference	1,530	5,100	175	662	13%
408-000-531-35-49-03	Training - Seminars/Conference	14,938	17,100	-	3,675	21%
502-000-518-81-49-03	Training - Seminars/Conference	18,039	43,000	770	3,236	8%
001-011-511-60-49-06	Sound Cities Membership	42,920	45,000	-	42,920	95%
001-018-516-20-49-07	AWC Membership	46,483	47,500	-	47,394	100%
001-058-559-20-49-08	ARCH Membership	127,494	134,400	31,874	95,621	71%
001-011-511-60-49-09	Puget Snd Reg Council Memb	29,670	32,500	29,362	29,362	90%
001-090-558-70-49-14	Sammamish Chamber of Com	-	600	-	-	0%
001-011-511-60-49-15	National League of Cities	4,002	4,100	-	4,002	98%
001-076-518-90-49-15	Friends of Lake Sammamish	10,000	10,000	-	5,000	50%
TOTAL SERVICES & CHARGES		\$ 31,327,546	\$ 41,077,299	\$ 3,499,599	\$ 20,724,628	50%
438-000-582-38-79-01	SWM Revenue Bonds	\$ 9,299	\$ 9,768	\$ -	\$ -	0%
438-000-592-38-89-01	SWM Revenue Bonds	957	488	-	244	50%
TOTAL INTERGOVERNMENTAL		\$ 10,256	\$ 10,256	\$ -	\$ 244	2%
001-018-594-30-64-00	Machinery & Equipment	\$ 35,681	\$ -	\$ -	\$ 8,395	*
001-019-594-19-64-00	Machinery & Equipment	18,440	-	-	-	*

Account Number	Description	Prior Year Actual	BUDGET	Monthly Actual	YTD Actual Expended	YTD %
001-025-594-25-64-00	Machinery & Equipment	5,959	-	-	-	*
001-040-594-42-64-00	Computer Software		30,300	-	6,606	22%
001-040-594-42-64-30	Machinery & Equipment		142,000	-	1,199	1%
001-041-594-42-64-00	Computer Software		8,200	-	-	0%
001-041-594-42-64-30	Machinery & Equipment		-	-	73,849	*
001-058-594-58-64-00	Machinery & Equipment	16,611	29,100	-	1,280	4%
001-076-594-76-64-80	Machinery & Equipment	139,867	64,000	39,577	49,541	77%
001-090-594-18-64-01	Machinery & Equipment		22,500	-	-	0%
101-000-594-42-64-10	Machinery & Equipment	68,194	-	-	-	*
101-000-594-42-64-30	Machinery & Equipment	261,473	-	-	-	*
101-000-594-42-64-32	Vehicles	260,000	-	-	-	*
301-000-594-19-64-00	Art Sculpture	69,001	200,000	-	-	0%
301-000-594-73-62-00	Community Facility Space	195,898	-	-	-	*
301-000-594-73-63-02	Community Facility Space		3,469,100	-	-	0%
301-104-594-73-63-00	Fire St 81 Sewer Connection		500,000	-	-	0%
301-105-594-73-63-00	Fire St 82 Improvements		250,000	-	-	0%
301-107-594-73-63-00	Boys/Girls Club Parking Lot		200,000	-	-	0%
301-111-594-73-63-00	City Hall Renovations		150,000	-	-	0%
301-112-594-73-63-00	MOC Renovations		-	574,539	819,617	*
302-314-594-76-63-00	E Samm Park Pickleball Cts		150,000	-	-	0%
302-315-594-76-63-00	Skate Park Rehab		300,000	-	-	0%
302-316-594-76-63-00	Inglewood MS Artificial Turf	18,265	699,800	-	65,386	9%
302-317-594-76-63-00	Trail Env Interpret/Habitat Sign	-	25,000	-	-	0%
302-336-594-76-63-00	Parks Capital Repl Program	84,078	200,000	-	9,250	5%
302-337-594-76-61-00	Land Acquisition	1,053,870	2,573,600	-	50,000	2%
302-337-594-76-67-01	Capital Contingency Reserve	15,000	68,000	-	-	0%
302-341-594-76-63-00	Reard/Freed Farmhouse	134,177	115,900	-	32,702	28%
302-352-594-76-63-00	Samm Conn Trail		200,000	-	-	0%
302-361-594-76-63-00	Future Trail Connections		500,000	-	-	0%
302-372-594-76-63-00	Future Town Center Projects	-	150,000	-	-	0%
302-374-594-76-63-00	Big Rock Park site B Phase 1	2,338,338	-	214	365,227	*
302-377-594-76-63-00	Klahanie Park master plan	-	86,600	-	2,115	2%
302-378-594-76-63-00	Park sytemwide wayfinding	16,772	61,500	-	15,613	25%
302-319-594-76-63-00	Bvr Lake Pk Ballfiedl Rehab		100,000	2,500	17,278	17%
302-320-594-76-63-00	Eastlake Field 3 Turf Replcmt		280,000	-	-	0%
302-380-594-76-63-00	Beaton/Big Rock Pk Mstr Pln		125,000	-	-	0%
302-381-594-76-63-00	Park Barrier Removal		175,000	-	-	0%
340-115-595-30-63-00	Intersection Improvements	74,114	-	-	-	*
340-118-595-61-63-00	Sidewalk Program		-	-	67	*
340-150-595-10-61-00	Issaquah Fall City Road		-	-	234	*
340-150-595-10-63-00	Issaquah Fall City Road	18,589,055	2,730,000	(134,014)	6,964,384	255%
340-150-595-10-63-02	Issaquah Fall City Road	374,331	100,000	12,652	57,022	57%
340-152-595-30-63-00	218th/216th: SE4th to Inglewood	129,895	43,000	-	-	0%
340-154-595-30-63-00	Flashing Yellow Turn Signals	264,477	-	-	-	*
340-157-595-30-61-00	SE 4th St Land	118,313	-	-	184,483	
340-157-595-30-63-00	SE 4th St Design/Permitting	4,784,677	-	11,981	258,880	*
340-162-595-30-63-00	Sahalee 220th to City Limits	30,903	14,000	-	104	1%
340-165-595-30-63-00	ITS Phase 2-228th/NE 12th-SR20:	1,101,007	600,000	4,754	337,106	56%
340-166-595-30-63-00	8th/218th:212th - SE 4th	127,335	47,000	-	-	0%
340-169-595-30-63-00	Iss/Pine Lake Rd Design	829,877	-	-	27,393	*
340-173-595-30-63-00	ITS Closed Circuit TV		50,000	-	-	0%
340-176-595-30-63-00	Sahalee Way non-motorized		500,000	-	-	0%
340-409-595-30-63-00	212th Ave Gap	9,171	-	-	-	*
340-412-595-30-63-00	ADA Barrier Removal		296,500	-	-	0%
408-000-594-35-64-00	Machinery & Equipment	-	7,500	-	-	0%

Account Number	Description	Prior Year Actual	BUDGET	Monthly Actual	YTD Actual Expended	YTD %
438-315-595-40-63-00	Intersection Improvements		25,000	-	-	0%
438-318-595-40-63-00	Sidewalk Program		25,000	-	-	0%
438-413-595-40-63-00	Drainage Capital Res-Oth Imp	73,660	50,000	-	10,057	20%
438-431-595-40-63-00	Zackuse Cr Fish Pass/Stream	(30,443)	-	-	23,902	*
438-437-595-40-63-00	Iss/Fall City Rd 42nd to Klahanie	1,558,791	300,000	-	108,676	36%
438-441-595-40-61-00	Property Acquisition	450,000	250,000	-	-	0%
438-442-595-40-63-00	Opportunity Fund		50,000	-	-	0%
438-466-595-40-63-00	Future non-motorized		125,000	-	-	
438-470-595-40-63-00	SE 4th St Design/Permitting	416,870	-	-	-	
438-472-595-40-61-00	George Davis Creek Fish Pass	3,451,749	-	-	-	
438-472-595-40-63-00	George Davis Creek Fish Pass	239,977	3,000,000	-	34,805	
438-473-595-40-63-00	Ebright Creek Fish Pass	407,085	1,600,000	187,143	306,531	
438-474-595-40-63-00	Basin Plan Project Implement		150,000	-	-	
438-475-595-40-63-00	Loree Estates Outfall	56,736	-	-	-	
438-476-595-40-63-00	Storm Retrofit	98,278	-	-	19,730	
438-477-595-40-63-00	Neighborhood TIP Projects		15,000	-	-	
438-480-595-40-63-00	Hazel Wolf Culvert		150,000	-	-	
501-000-594-48-64-00	Machinery & Equipment	334,693	162,702	-	8,103	5%
502-000-594-18-64-00	Machinery & Equipment	99,182	385,000	5,250	61,598	16%
TOTAL CAPITAL		\$ 38,321,357	\$ 21,551,302	\$ 704,596	\$ 9,921,132	46%
201-000-591-95-71-01	PWTF Loan Princ.	\$ 533,333	\$ 533,333	\$ -	\$ 533,333	100%
201-000-592-95-83-01	Interest on PWTF Debt	5,333	2,667	-	2,667	100%
TOTAL DEBT SERVICE		\$ 538,666	\$ 536,000	\$ -	\$ 536,000	100%
101-000-597-00-00-01	Operating Transfer - General Func	\$ -	\$ 10,982,216	\$ 145,715	\$ 10,688,518	97%
302-000-597-00-00-01	Operating Transfer - General Fund		25,000	-	25,000	100%
408-000-597-00-55-48	Operating Transfers - CIP	3,780,000	-	-	-	*
408-000-597-00-00-48	Operating Transfers - CIP		3,672,000	306,000	2,754,000	75%
101-000-542-90-49-00	Street - Fleet Replacement	185,751	-	-	-	*
101-000-542-90-48-00	Street - Fleet R & M	78,047	-	-	-	*
408-000-531-35-49-51	SWM - Fleet Replacement	40,893	47,870	3,989	35,903	75%
408-000-531-35-48-51	SWM - Fleet R & M	19,455	66,443	5,537	49,832	75%
408-000-531-39-41-52	Interfund - Technology	359,100	359,452	29,954	269,589	75%
408-000-531-39-46-53	Interfund - Risk Management	52,800	62,400	5,200	52,000	83%
340-000-581-20-00-00	I/F Loan Repayment to GF		9,000,000	-	-	
340-000-597-00-00-21	Oper. Transfer-Debt Svc PWTF		536,000	1	536,001	100%
340-000-597-00-55-21	Oper. Transfer-Debt Svc PWTF	538,666	-	-	-	*
001-091-518-90-48-00	Adm Fleet R&M	682	2,092	174	1,569	75%
001-091-558-60-48-00	DCD Fleet R&M	1,500	6,914	576	5,186	75%
001-091-571-10-48-00	Parks Fleet R&M	1,271	3,732	311	2,799	75%
001-091-542-10-48-00	PW Eng Fleet R&M	2,858	7,332	611	5,499	75%
001-091-576-80-48-00	Pks M&O Fleet R&M	43,203	94,955	7,913	71,216	75%
001-091-518-90-49-00	Admin Fleet Repl	2,575	1,865	155	1,399	75%
001-091-558-60-49-00	DCD Fleet Repl	24,495	20,000	1,667	15,000	75%
001-091-571-10-49-00	Parks Fleet Repl	4,942	2,119	177	1,589	75%
001-091-542-10-49-00	PW Eng Fleet Repl	23,026	64,058	5,338	48,044	75%
001-091-576-80-49-00	Pks M&O Fleet Repl	92,178	141,435	11,786	106,076	75%
001-091-518-30-48-00	Fac Dept Fleet R&M	2,983	1,995	166	1,496	75%
001-091-542-90-48-00	Streets Fleet M&O		129,671	10,806	97,253	75%
001-091-542-90-49-00	Streets-Replacement		181,724	15,144	136,293	75%
001-091-518-30-49-00	Fac Dept Fleet Replacement	10,053	9,815	818	7,361	75%
001-090-581-10-00-00	I/F Loan to Transp CIP Fund	-	9,000,000	-	5,320,000	
001-090-597-11-55-01	Oper Tfrs - Street	5,905,000	-	-	-	*
001-090-597-11-55-31	Oper Tfrs - Gen Govt CIP	-	2,500,000	-	2,500,000	100%

Account Number	Description	Prior Year Actual	BUDGET	Monthly Actual	YTD Actual Expended	YTD %
001-090-518-90-46-53	IF Tech	338,300	435,600	36,300	363,000	83%
001-090-518-80-41-52	IF Risk	2,206,100	2,511,248	209,271	1,883,436	75%
TOTAL INTERFUND		\$ 13,713,878	\$ 39,865,936	\$ 797,609	\$ 24,978,059	63%
TOTAL ALL FUNDS		\$ 101,039,005	\$ 123,890,413	\$ 6,545,894	\$ 69,504,436	56%

TOTAL NO INTERFUNDS	\$ 84,024,477	\$ 5,748,285	\$ 44,526,377	53%
----------------------------	----------------------	---------------------	----------------------	------------

City of Sammamish

General Fund

**Budget to Actual Revenue Comparison
Month Ending September 30, 2021**

Account Number	Description	BUDGET	Monthly Actual	YTD Actual Revenues	YTD % Received
001-000-311-10-00-00	Property Tax	\$ 31,600,000	\$ 616,635.87	\$ 17,802,003.98	56%
001-000-313-11-00-00	Sales & Use Tax	5,400,000	638,030.14	5,329,692.11	99%
001-000-313-27-00-00	Affordable Hsg. Sales Tax	48,000	5,503.65	39,760.50	83%
001-000-313-71-00-00	Local Crim Just Sales Tax	1,700,000	192,349.84	1,556,336.24	92%
001-000-317-20-00-00	Leasehold Excise Tax	1,500	0.31	2,907.16	194%
TOTAL TAXES		\$ 38,749,500	\$ 1,452,519.81	\$ 24,730,699.99	64%
001-000-321-99-00-00	Business Licenses	\$ 55,000	\$ 5,398.75	\$ 48,146.25	88%
001-000-321-91-00-00	Cable Franchise Fee	720,000	-	342,347.44	48%
001-000-322-10-01-00	Building Permits	520,000	31,513.00	406,953.30	78%
001-000-322-10-02-00	Plumbing Permits	40,000	3,896.00	40,309.40	101%
001-000-322-10-03-00	Grading Permits	3,000	-	408.00	14%
001-000-322-10-04-00	Mechanical Permits	144,000	18,203.00	170,355.20	118%
001-000-322-10-05-00	Shoreline Develop Permits	12,000	-	29,648.00	247%
001-000-322-10-06-00	Demolition Permits	5,000	-	5,132.00	103%
001-000-322-40-00-00	Right of Way Permits	96,000	13,600.00	147,832.00	154%
001-000-322-90-01-00	Miscellaneous Permits/Fees	4,000	13,190.40	21,221.40	531%
TOTAL LICENSES & PERMITS		\$ 1,599,000	\$ 85,801.15	\$ 1,212,352.99	76%
001-000-333-20-60-10	US DOT	\$ 1,500	\$ -	\$ 640.56	43%
001-000-333-20-61-60	US DOT CIOT-Seatbelt/Dist Dri	-	-	930.10	*
001-000-333-97-04-20	Emergency Mgmt. Perf. Grant	-	-	35,328.00	*
001-000-334-00-70-00	WA Dept of Enterprise Svc	-	-	1,203.18	*
001-000-334-01-80-00	Military Dept - State Grant	36,000	-	-	0%
001-000-334-03-10-00	Dept of Ecology Grant	-	-	5,690.99	*
001-000-334-03-20-00	Recycling Grant	17,750	-	-	0%
001-000-335-04-01-00	Law & Crim Just Enforcement	-	-	261,166.00	*
001-000-336-06-21-00	Criminal Justice-Population	21,400	-	15,883.82	74%
001-000-336-06-25-00	Criminal Justice - Contr Svcs	110,000	-	97,455.20	89%
001-000-336-06-26-00	Criminal Justice - Spec Prog	76,000	-	56,597.40	74%
001-000-336-06-51-00	DUI-Cities	8,000	-	7,882.84	99%
001-000-336-06-94-00	Liquor Excise	368,400	-	332,158.98	90%
001-000-336-06-95-00	Liquor Profits	514,000	128,570.50	333,772.50	65%
001-000-336-06-95-01	Liquor Profits-Public Safety	104,700	-	52,040.07	50%
001-000-337-07-00-00	KC Recycling Grant	74,500	-	42,795.00	57%
001-000-337-07-07-00	KC Hazardous Waste Mgmt	24,000	-	14,740.45	61%
001-000-337-07-08-00	KC Transit Coordinator	42,000	4,304.35	16,224.15	39%
TOTAL INTERGOVERNMENTAL		\$ 1,398,250	\$ 132,874.85	\$ 1,274,509.24	91%
001-000-341-81-01-00	Copies	\$ 1,000	\$ -	\$ -	0%
001-000-341-99-00-00	Passport Services	15,000	-	-	0%
001-000-342-10-01-00	Vehicle Impound Fees	2,500	-	-	0%
001-000-342-10-02-00	School Resource Officer	200,000	-	64,702.50	32%
001-000-342-20-01-00	EFR Review Fee	30,000	6,936.00	32,838.00	109%
001-000-342-40-01-00	EFR Inspection Fee	20,000	1,224.00	3,094.00	15%
001-000-342-40-02-00	Electrical Inspections	240,000	29,925.35	334,810.52	140%
001-000-343-10-00-00	Drainage Svcs-Pmt from SWM	252,835	21,069.58	189,626.22	75%
001-000-343-93-00-00	Animal Control	185,000	-	-	0%

Account Number	Description	BUDGET	Monthly Actual	YTD Actual Revenues	YTD % Received
001-000-345-81-01-00	Subdivision Preliminary Review	50,000	-	6,868.00	14%
001-000-345-83-01-00	Building Plan Check Fees	440,000	35,317.25	291,930.60	66%
001-000-345-83-03-00	Energy Plan Check Fees	15,000	1,206.00	9,047.00	60%
001-000-345-83-04-00	Sprinkler Plan Checks	-	2,686.00	3,094.00	*
001-000-345-85-01-00	Admin Fee for Impact/Mitigation	10,000	816.00	5,603.20	56%
001-000-345-85-02-00	Admin Fee for Technology	40,000	952.00	12,702.40	32%
001-000-345-86-00-00	Historic Preservation Fees	-	-	25,000.00	*
001-000-345-89-01-00	SEPA Review Fee	5,000	-	2,720.00	54%
001-000-345-89-02-00	Site Plan Review	400,000	25,926.96	333,118.52	83%
001-000-345-89-03-00	Notice of Appeal	1,500	-	1,250.00	83%
001-000-345-89-04-00	Preapplication/Service Fee	150,000	11,968.00	100,074.00	67%
001-000-345-89-05-00	Boundary Line Adjustments	4,000	-	4,760.00	119%
001-000-345-89-06-00	Shoreline Exemption	1,000	-	2,176.00	218%
001-000-345-89-07-00	Short Plat Fee	4,000	-	-	0%
001-000-345-89-08-00	Site Engineering Fee	-	360.00	1,800.00	*
001-000-345-89-09-00	Preapplication Conference.	2,500	5,304.00	32,504.00	1300%
001-000-345-89-12-00	Outside Services Plan Review	290,000	13,000.00	57,678.00	20%
001-000-345-89-13-00	Concurrency Test Fees	35,000	20,334.00	49,706.00	142%
001-000-345-89-14-00	Public Notice Fee	3,000	1,300.00	9,254.00	308%
001-000-347-30-01-00	Park Use Fees	35,000	2,649.00	36,044.76	103%
001-000-347-30-02-00	Field Use Fees	240,000	35,057.00	193,282.72	81%
001-000-347-90-20-00	Vendor Display Fees	6,000	-	-	0%
TOTAL CHARGES FOR GOODS & SVCS		\$ 2,678,335	\$ 216,031.14	\$ 1,803,684.44	67%
001-000-350-00-00-00	Municipal Court Fines	\$ 355,000	\$ -	\$ 37.42	0%
001-000-359-90-01-00	Development Fines	-	132.00	132.00	*
001-000-359-90-02-00	False Alarm Fines	1,000	100.00	800.00	80%
001-000-359-90-03-00	Code Violations	25,000	500.00	2,300.00	9%
TOTAL FINES & FORFEITS		\$ 381,000	\$ 732.00	\$ 3,269.42	1%
001-000-361-11-00-00	Interest Income	\$ 345,000	\$ 12,254.51	\$ 83,418.54	24%
001-000-361-40-00-00	Sales Interest	10,000	320.34	4,321.46	43%
001-000-362-40-00-00	Space and Facilities Leases ST	-	3,600.00	21,600.00	*
001-000-362-40-01-00	Beaver Lake Lodge Rental Fees	70,000	728.00	7,769.25	11%
001-000-362-50-00-00	Space and Facilities Leases LT	290,000	15,000.00	348,758.64	120%
001-000-362-51-00-00	City Hall 2nd floor	50,000	26,383.68	132,465.69	265%
001-000-362-60-00-00	Housing Rentals/Leases	-	-	3,600.00	*
001-000-367-11-00-01	Donations	-	-	172.68	*
001-000-367-11-01-01	Donations - Park Events	30,000	-	-	0%
001-000-367-19-00-00	Contributions Fire District 10	89,440	-	-	0%
001-000-369-90-00-00	Miscellaneous	1,000	-	35,256.39	3526%
001-000-369-90-01-00	Sammamish Day Merchandise	-	-	0.31	*
001-000-381-20-00-34	I/F Loan Repayment-Transp CIP	9,000,000	-	-	0%
001-000-397-00-01-01	Transfer from Street Fund	10,982,216	145,714.79	10,688,518.18	97%
001-000-397-00-03-02	Transfer from Parks CIP	25,000	-	25,000.00	100%
TOTAL MISCELLANEOUS		\$ 20,892,656	\$ 204,001.32	\$ 11,350,881.14	54%
TOTAL FUND		\$ 65,698,741	\$ 2,091,960.27	\$ 40,375,397.22	61%

City of Sammamish

American Rescue Plan Act Fund

Budget to Actual Revenue Comparison
Month Ending September 30, 2021

Account Number	Description	BUDGET	Monthly Actual	YTD Actual Revenues	YTD % Received
002-000-331-21-02-70	Federal Grant-US Treasury	\$ 2,379,956	\$ -	\$2,379,956.00	100%
002-000-361-11-00-00	Interest	-	(1,277.79)	-	
TOTAL REVENUES		\$ 2,379,956	\$ (1,277.79)	\$2,379,956.00	100%
TOTAL FUND		\$ 2,379,956	\$ (1,277.79)	\$ 2,379,956.00	100%

City of Sammamish

Street Fund

**Budget to Actual Revenue Comparison
Month Ending September 30, 2021**

Account Number	Description	BUDGET	Monthly Actual	YTD Actual Revenues	YTD % Received
101-000-336-00-71-00	Multimodal Transpo City	\$ 87,000	\$ 21,834.50	\$ 65,520.66	75%
101-000-336-00-87-00	Street Fuel Tax	1,100,000	123,880.29	903,881.13	82%
101-000-336-00-87-01	MVFT Transportation City	76,100	-	-	0%
TOTAL INTERGOVERNMENTAL		\$ 1,263,100	\$145,714.79	\$969,401.79	77%
TOTAL FUND		\$ 1,263,100	\$ 145,714.79	\$ 969,401.79	77%

City of Sammamish

G.O. Debt Service Fund

Budget to Actual Revenue Comparison

Month Ending September 30, 2021

Account Number	Description	BUDGET	Monthly Actual	YTD Actual Revenues	YTD % Received
201-000-397-00-03-40	Operating Transfers - Tran CIP	\$ 536,000	\$ 0.70	\$ 536,000.68	100%
TOTAL NONREVENUES		\$ 536,000	\$ 0.70	\$ 536,000.68	100%
TOTAL FUND		\$ 536,000	\$ 0.70	\$ 536,000.68	100%

City of Sammamish

General Government CIP Fund

Budget to Actual Revenue Comparison

Month Ending September 30, 2021

Account Number	Description	BUDGET	Monthly Actual	YTD Actual Revenues	YTD % Received
301-000-361-11-00-00	Interest Income	\$ 10,000	\$ -	\$ 7,442.39	74%
TOTAL MISCELLANEOUS		\$ 10,000	\$ -	\$ 7,442.39	74%
301-000-397-00-00-01	Oper Trnsfrs - General Govt.	\$ 2,500,000	\$ -	\$2,500,000.00	100%
TOTAL NONREVENUES		\$ 2,500,000	\$ -	\$2,500,000.00	100%
TOTAL FUND		\$ 2,510,000	\$ -	\$ 2,507,442.39	100%

City of Sammamish

Parks CIP Fund

Budget to Actual Revenue Comparison

Month Ending September 30, 2021

Account Number	Description	BUDGET	Monthly Actual	YTD Actual Revenues	YTD % Received
302-000-311-10-00-00	Property Tax	\$ 240,000	\$ -	\$ 150,001.37	63%
302-000-318-34-00-00	Real Estate Excise Tax #1	3,000,000	518,079.82	3,936,715.92	131%
TOTAL TAXES		\$ 3,240,000	\$ 518,079.82	\$ 4,086,717.29	126%
302-000-345-85-02-00	Parks Impact Fees	\$ 440,000	\$ 20,217.00	\$ 242,604.00	55%
302-000-345-86-00-07	Kensington Mitigation Fees	-	-	26,282.10	*
TOTAL CHARGES FOR SERVICES		\$ 440,000	\$ 20,217.00	\$ 268,886.10	61%
302-000-361-11-00-00	Investment Interest	\$ 160,000	\$ -	\$ 45,443.91	28%
TOTAL MISCELLANEOUS		\$ 160,000	\$ -	\$ 45,443.91	28%
TOTAL FUND		\$ 3,840,000	\$ 538,296.82	\$ 4,401,047.30	115%

City of Sammamish
Transportation CIP Fund
 Budget to Actual Revenue Comparison
 Month Ending September 30, 2021

Account Number	Description	BUDGET	Monthly Actual	YTD Actual Revenues	YTD % Received
340-000-317-35-00-00	Real Estate Excise Tax - #2				
340-000-318-35-00-00	Real Estate Excise Tax - #2	\$ 3,000,000	\$ 518,079.81	\$ 3,936,715.90	131%
TOTAL TAXES		\$ 3,000,000	\$ 518,079.81	\$ 3,936,715.90	131%
340-000-333-20-20-50	Indirect Federal (ITS)	\$ 578,000	\$ -	\$ 114,815.23	20%
340-000-334-03-60-00	WA DOT Grant (IFCR)	100,000	-	-	0%
TOTAL INTERGOVERNMENTAL		\$ 678,000	\$ -	\$ 114,815.23	17%
340-000-345-85-01-00	Traffic Impact Fees	\$ 640,000	\$ 42,612.81	\$ 375,977.68	59%
340-000-345-86-00-07	Kensington Mitigation Fees	-	-	55,396.68	*
TOTAL CHARGES FOR SERVICE		\$ 640,000	\$ 42,612.81	\$ 431,374.36	67%
340-000-361-11-00-00	Investment Interest	\$ 50,000	\$ -	\$ 12,552.39	25%
340-000-367-12-00-00	Contributions - Private Source	-	-	64,850.29	*
TOTAL MISCELLANEOUS		\$ 50,000	\$ -	\$ 77,402.68	155%
340-000-381-10-00-00	Interfund Loan from GF	\$ 9,000,000	\$ -	\$ 5,320,000.00	59%
TOTAL NONREVENUES		\$ 9,000,000	\$ -	\$ 5,320,000.00	59%
TOTAL FUND		\$ 13,368,000	\$ 560,692.62	\$ 9,880,308.17	74%

City of Sammamish

Surface Water Management Fund

Budget to Actual Revenue Comparison

Month Ending September 30, 2021

Account Number	Description	BUDGET	Monthly Actual	YTD Actual Revenues	YTD % Received
408-000-343-10-00-00	Surface Water Fees	\$ 9,013,500	\$ 157,847.80	\$ 4,967,529.70	55%
408-000-345-11-00-00	Beaver Lake Mgmt. District Fees	60,000	324.88	60,664.61	
TOTAL CHARGES FOR GOODS & SVCS		\$ 9,073,500	\$ 158,172.68	\$ 5,028,194.31	55%
408-000-361-11-00-00	Interest Income	\$ 50,000	\$ -	\$ 7,948.36	16%
408-000-367-12-00-00	Contributions-HOA Monitoring	12,000	-	-	0%
408-000-369-90-01-00	Miscellaneous	-	-	342.49	*
TOTAL MISCELLANEOUS		\$ 62,000	\$ -	\$ 8,290.85	13%
TOTAL FUND		\$ 9,135,500	\$ 158,172.68	\$ 5,036,485.16	55%

City of Sammamish

Surface Water Capital Fund

**Budget to Actual Revenue Comparison
Month Ending September 30, 2021**

Account Number	Description	BUDGET	Monthly Actual	YTD Actual Revenues	YTD % Received
438-000-334-02-70-00	Dept. of Rec. & Conservation	\$ -	\$ -	\$ 62,427.31	*
TOTAL INTERGOVERNMENTAL		\$ -	\$ -	\$ 62,427.31	\$ -
438-000-361-11-00-00	Interest Income	\$ 20,000	\$ -	\$ 5,871.66	29%
438-000-379-00-00-00	Developer Contribution Fees	250,000	3,127.50	108,878.70	44%
TOTAL MISCELLANEOUS		\$ 270,000	\$ 3,127.50	\$ 114,750.36	43%
438-000-397-00-04-08	Oper Trnsfrs - Storm Oper Fund	\$ 3,672,000	\$ 306,000.00	\$ 2,754,000.00	75%
TOTAL NONREVENUES		\$ 3,672,000	\$ 306,000.00	\$ 2,754,000.00	75%
TOTAL FUND		\$ 3,942,000	\$ 309,127.50	\$ 2,931,177.67	74%

City of Sammamish

Equipment Rental & Replacement Fund

Budget to Actual Revenue Comparison

Month Ending September 30, 2021

Account Number	Description	BUDGET	Monthly Actual	YTD Actual Revenues	YTD % Received
501-000-349-30-00-00	Fleet R & M Charge-GF	\$ 246,691	\$ 20,557.59	\$ 185,018.31	75%
501-000-349-30-40-80	Fleet R & M Charge-SWM	66,443	5,536.92	49,832.28	75%
TOTAL CHARGES FOR SERVICES		\$ 313,134	\$ 26,094.51	\$ 234,850.59	75%
501-000-361-11-00-00	Investment Interest	\$ 15,000	\$ -	\$ 2,800.77	19%
501-000-362-20-00-00	Fleet Replacement Charge-GF	421,016	35,084.68	315,762.12	75%
501-000-362-20-40-80	Fleet Replacement Charge-SWM	47,870	3,989.17	35,902.53	75%
TOTAL MISCELLANEOUS		\$ 483,886	\$ 39,073.85	\$ 354,465.42	73%
501-000-395-10-00-00	Sale of Capital Assets	\$ 64,000	\$ -	\$ 3,771.50	6%
TOTAL NONREVENUES		\$ 64,000	\$ -	\$ 3,771.50	6%
TOTAL FUND		\$ 861,020	\$ 65,168.36	\$ 593,087.51	69%

City of Sammamish

Information Technology Fund

Budget to Actual Revenue Comparison

Month Ending September 30, 2021

Account Number	Description	BUDGET	Monthly Actual	YTD Actual Revenues	YTD % Received
502-000-349-80-00-01	Interfund Services - Gen Govt	\$ 2,511,248	\$ 209,270.67	\$ 1,883,436.03	75%
502-000-349-80-04-08	Interfund Services -Surface Water	359,452	29,954.33	269,588.97	75%
TOTAL CHARGES FOR GOODS & SVCS		\$ 2,870,700	\$ 239,225.00	\$ 2,153,025.00	75%
502-000-361-11-00-00	Interest Income	\$ 9,000	\$ -	\$ 2,561.03	28%
TOTAL MISCELLANEOUS		\$ 9,000	\$ -	\$ 2,561.03	28%
TOTAL FUND		\$ 2,879,700	\$ 239,225.00	\$ 2,155,586.03	75%

City of Sammamish

Risk Management Fund

Budget to Actual Revenue Comparison

Month Ending September 30, 2021

Account Number	Description	BUDGET	Monthly Actual	YTD Actual Revenues	YTD % Received
503-000-349-91-00-01	Interfund - General fund	\$ 435,600	\$ 36,300.00	\$ 363,000.00	83%
503-000-349-91-04-08	Interfund - Storm Oper Fund	62,400	5,200.00	52,000.00	83%
TOTAL CHARGES FOR SERVICES		\$ 498,000	\$ 41,500.00	\$ 415,000.00	83%
503-000-361-11-00-00	Interest Income	\$ 3,000	\$ -	\$ 209.76	7%
TOTAL MISCELLANEOUS		\$ 3,000	\$ -	\$ 209.76	7%
TOTAL FUND		\$ 501,000	\$ 41,500.00	\$ 415,209.76	83%

City of Sammamish
General Fund

City Council Department

**Budget to Actual Expenditure Comparison
Month Ending September 30, 2021**

Account Number	Description	BUDGET	Monthly Actual	YTD Actual Expended	YTD % Expended
001-011-511-60-11-00	Salaries	\$ 109,500	\$ 9,121.90	\$ 80,033.21	73%
001-011-511-60-21-00	Benefits	19,400	1,646.21	14,397.94	74%
TOTAL PERSONNEL		\$ 128,900	\$ 10,768.11	\$ 94,431.15	73%
001-011-511-60-31-00	Office & Operating Supplies	\$ 2,500	\$ 634.18	\$ 819.90	33%
001-011-511-60-31-01	Meetings	2,000	-	-	0%
001-011-511-60-31-05	Meeting Meals (1)	4,500	-	-	0%
TOTAL SUPPLIES		\$ 9,000	\$ 634.18	\$ 819.90	9%
001-011-511-60-41-00	Professional Services (2)	\$ 55,000	\$ -	\$ 15,944.21	29%
001-011-511-60-41-03	Kokanee Work Group	40,000	-	-	0%
001-011-511-60-41-08	Lobbyist Services	48,000	2,000.00	28,000.00	58%
001-011-511-60-42-00	Communications	3,900	437.56	3,301.15	85%
001-011-511-60-43-00	Travel (3)	20,000	-	-	0%
001-011-511-60-49-01	Memberships (4)	1,400	-	-	0%
001-011-511-60-49-03	Training - Seminars/Conf (5)	4,000	-	354.00	9%
001-011-511-60-49-06	Sound Cities Association	45,000	-	42,919.63	95%
001-011-511-60-49-09	Puget Sound Regional Council	32,500	29,362.00	29,362.00	90%
001-011-511-60-49-15	National League of Cities	4,100	-	4,002.00	98%
TOTAL SERVICES & CHARGES		\$ 253,900	\$ 31,799.56	\$ 123,882.99	49%
TOTAL DEPARTMENT		\$ 391,800	\$ 43,201.85	\$ 219,134.04	56%

(1) Light refreshments at Council meetings, \$100/mo x 11. Dinners @ \$850 (Issaquah CC, Redmond CC, ISD/LWSD Boards).

(2) Video recording of meetings, Council photos.

(3) \$10,000 for NLC, AWC, AWC Legislative, local travel and \$10,000 for retreat.

(4) Rotary \$1,200, Eastside Transportation Partnership \$200.

(5) AWC conferences, NLC conferences, local trainings.

City of Sammamish
General Fund

City Manager Department

Budget to Actual Expenditure Comparison
Month Ending September 30, 2021

Account Number	Description	BUDGET	Monthly Actual	YTD Actual Expended	YTD % Expended
Administration					
001-013-513-10-11-00	Salaries	\$ 616,500	\$ 51,297.98	\$ 414,297.63	67%
001-013-513-10-21-00	Benefits	242,600	17,708.28	154,194.60	64%
TOTAL PERSONNEL		\$ 859,100	\$ 69,006.26	\$ 568,492.23	66%
001-013-513-10-31-00	Office & Operating Supplies	\$ 5,000	\$ 65.18	\$ 1,622.42	32%
001-013-513-10-31-05	Meeting Meals	2,500	-	-	0%
001-013-513-10-35-00	Small Tools & Minor Equipment	2,500	-	-	0%
TOTAL SUPPLIES		\$ 10,000	\$ 65.18	\$ 1,622.42	16%
001-013-513-10-41-00	Professional Services (1)	\$ 156,000	\$ 4,700.00	\$ 23,167.75	15%
001-013-513-10-41-04	Copying	1,000	-	-	0%
001-013-513-10-42-00	Communications	2,300	348.99	3,958.87	172%
001-013-513-10-42-02	Postage	500	-	-	0%
001-013-513-10-43-00	Travel	8,000	-	-	0%
001-013-513-10-49-01	Memberships (2)	3,500	-	479.70	14%
001-013-513-10-49-03	Training (3)	3,500	-	688.00	20%
TOTAL SERVICES & CHARGES		\$ 174,800	\$ 5,048.99	\$ 28,294.32	16%
TOTAL ADMINISTRATION		\$ 1,043,900	\$ 74,120.43	\$ 598,408.97	57%
Communications					
001-013-557-20-11-00	Salaries	\$ 184,200	\$ 16,206.50	\$ 143,177.56	78%
001-013-557-20-21-00	Benefits	96,100	6,858.44	63,810.00	66%
TOTAL PERSONNEL		\$ 280,300	\$ 23,064.94	\$ 206,987.56	74%
001-013-557-20-31-00	Office & Operating Supplies	\$ 5,000	\$ 434.32	\$ 434.32	9%
001-013-557-20-35-00	Small Tool & Equipment	5,000	-	-	0%
TOTAL SUPPLIES		\$ 10,000	\$ 434.32	\$ 434.32	4%
001-013-557-20-41-00	Professional Services (4)	\$ 10,000	\$ -	\$ 2,704.55	27%
001-013-557-20-41-01	Newsletter Printing (5)	50,000	4,623.39	27,958.76	56%
001-013-557-20-41-07	Website Redesign	152,700	11,000.00	95,906.25	63%
001-013-557-20-42-00	Communications	1,600	178.16	1,113.35	70%
001-013-557-20-42-01	Newsletter Postage	50,000	4,261.50	28,811.49	58%
001-013-557-20-43-00	Travel	1,500	-	-	0%
001-013-557-20-44-02	Social Media Advertising	1,000	-	-	0%
001-013-557-20-49-01	Memberships	500	-	-	0%
001-013-557-20-49-03	Training	500	-	-	0%
TOTAL SERVICES & CHARGES		\$ 267,800	\$ 20,063.05	\$ 156,494.40	58%
TOTAL COMMUNICATIONS		\$ 558,100	\$ 43,562.31	\$ 363,916.28	65%
TOTAL DEPARTMENT		\$ 1,602,000	\$ 117,682.74	\$ 962,325.25	60%

(1) Retreat moderator.

(2) ICMA, WA City/County Managers Assoc (WCMA).

(3) ICMA conference, AWC conference, National League of Cities conference, Chamber lunches, computer system training, misc. legislative/financial.

(4) Consultant support for survey and design work as needed.

(5) Bi-monthly newsletter with bonus issues.

City of Sammamish
General Fund

Finance Department

**Budget to Actual Expenditure Comparison
Month Ending September 30, 2021**

Account Number	Description	BUDGET	Monthly Actual	YTD Actual Expended	YTD % Expended
001-014-514-20-11-00	Salaries	\$ 834,200	\$ 88,072.65	\$ 648,289.71	78%
001-014-514-20-21-00	Benefits	343,000	24,253.91	236,515.68	69%
TOTAL PERSONNEL		\$ 1,177,200	\$ 112,326.56	\$ 884,805.39	75%
001-014-514-20-31-00	Office & Operating Supplies	\$ 4,500	\$ 736.38	\$ 1,132.58	25%
001-014-514-20-31-02	Books	750	-	-	0%
TOTAL SUPPLIES		\$ 5,250	\$ 736.38	\$ 1,132.58	22%
001-014-514-20-41-00	Professional Services (1)	\$ 65,000	\$ 2,510.51	\$ 16,522.41	25%
001-014-514-20-41-02	State Auditor (2)	75,000	14,746.50	81,172.96	108%
001-014-514-20-41-04	Copying (3)	3,000	-	1,905.83	64%
001-014-514-20-42-00	Communications	700	111.44	404.00	58%
001-014-514-20-42-02	Postage	-	-	8.86	*
001-014-514-20-43-00	Travel	5,500	-	-	0%
001-014-514-20-48-00	Maintenance Software	5,500	-	-	0%
001-014-514-20-49-00	Miscellaneous	2,300	-	865.00	38%
001-014-514-20-49-01	Memberships	3,000	75.00	1,384.00	46%
001-014-514-20-49-03	Training - Seminars/Conf	5,500	450.00	2,684.00	49%
TOTAL SERVICES & CHARGES		\$ 165,500	\$ 17,893.45	\$ 104,947.06	63%
TOTAL DEPARTMENT		\$ 1,347,950	\$ 130,956.39	\$ 990,885.03	74%

- (1) Fees for: Flex plan administrator, managed investment account, Wells Fargo bank, Paypal.
(2) State Auditor's annual audit and 2021 federal single audit.
(3) Printing-GFOA Budget and Comprehensive Annual Financial Report.

City of Sammamish
General Fund

Legal Services

**Budget to Actual Expenditure Comparison
Month Ending September 30, 2021**

Account Number	Description	BUDGET	Monthly Actual	YTD Actual Expended	YTD % Expended
001-015-515-31-11-00	Salaries	\$ 238,200	\$ 22,300.21	\$ 173,986.39	73%
001-015-515-31-21-00	Benefits	107,300	7,609.22	62,907.15	59%
TOTAL PERSONNEL		\$ 345,500	\$ 29,909.43	\$ 236,893.54	69%
001-015-515-31-31-00	Office & Operating Supplies	\$ -	\$ -	\$ 737.69	*
001-015-515-31-35-00	Small Tools & Equipment	-	-	1,141.34	
TOTAL SUPPLIES		\$ -	\$ -	\$ 1,879.03	*
001-015-515-31-41-00	Professional Services	\$ -	\$ 110.10	\$ 930.70	
001-015-515-91-41-92	Public Defender	100,000	4,830.95	40,468.24	40%
001-015-515-30-41-94	Domestic Violence Advocate	8,800	880.91	3,822.97	43%
001-015-515-41-41-04	Copying	500	-	12,179.86	2436%
001-015-515-41-41-91	Prosecuting Attorney	171,700	-	79,920.37	47%
001-015-515-45-41-93	City Attorney - Litigation	1,229,500	176,379.48	580,624.57	47%
001-015-558-60-41-00	Hearing Examiner	50,000	125.00	7,213.92	14%
001-015-515-31-42-00	Communications	-	188.61	1,555.85	*
001-015-515-31-49-03	Training	-	-	100.00	*
TOTAL SERVICES & CHARGES		\$ 1,560,500	\$ 182,515.05	\$ 726,816.48	47%
001-015-512-50-41-00	Municipal Court Costs (1)	\$ 355,000	\$ -	\$ -	0%
TOTAL DEPARTMENT		\$ 2,261,000	\$ 212,424.48	\$ 965,589.05	43%

(1) Largely offset by revenue from citations.

City of Sammamish
General Fund

Administrative Services Department

Budget to Actual Expenditure Comparison
Month Ending September 30, 2021

Account Number	Description	BUDGET	Monthly Actual	YTD Actual Expended	YTD % Expended
City Clerk					
001-018-514-30-11-00	Salaries	\$ 253,800	\$ 19,892.41	\$ 162,306.11	64%
001-018-514-30-21-00	Benefits	130,500	8,721.01	76,141.76	58%
TOTAL PERSONNEL		\$ 384,300	\$ 28,613.42	\$ 238,447.87	62%
001-018-514-30-31-00	Office & Operating Supplies	\$ 3,000	\$ 27.53	\$ 85.85	3%
TOTAL SUPPLIES		\$ 3,000	\$ 27.53	\$ 85.85	3%
001-018-514-30-41-00	Professional Services (1)	\$ 52,600	\$ 2,107.91	\$ 17,137.43	33%
001-018-514-30-41-04	Copying	200	-	-	0%
001-018-514-30-43-00	Travel	3,500	-	-	0%
001-018-514-30-44-00	Advertising (2)	50,000	1,859.11	14,613.17	29%
001-018-514-30-49-01	Memberships	1,600	297.00	1,304.26	82%
001-018-514-30-49-03	Training - Seminars/Conference	4,200	49.00	182.00	4%
TOTAL SERVICES & CHARGES		\$ 112,100	\$ 4,313.02	\$ 33,236.86	30%
001-018-594-30-64-00	Machinery & Equipment	\$ -	\$ -	\$ 8,395.12	*
TOTAL CAPITAL		\$ -	\$ -	\$ 8,395.12	*
001-018-511-70-41-00	Election Costs	\$ 80,000	\$ -	\$ -	0%
001-018-511-80-41-00	Voter Registration Costs	150,000	-	-	0%
TOTAL INTERGOVERNMENTAL		\$ 230,000	\$ -	\$ -	0%
TOTAL CITY CLERK SVCS		\$ 729,400	\$32,953.97	\$280,165.70	38%
Human Resources Administration Section					
001-018-516-20-11-00	Salaries	\$ 182,700	\$ 21,509.13	\$ 158,092.86	87%
001-018-516-20-21-00	Benefits	71,000	7,296.69	59,598.54	84%
001-018-516-20-21-11	Tuition Reimbursement	25,000	-	519.00	2%
TOTAL PERSONNEL		\$ 278,700	\$ 28,805.82	\$ 218,210.40	78%
001-018-516-20-31-00	Office & Operating Supplies	\$ 2,000	\$ -	\$ 133.93	7%
001-018-516-20-31-01	Meeting Expense	250	-	-	0%
001-018-516-20-31-02	Books & Publications	250	-	400.00	160%
TOTAL SUPPLIES		\$ 2,500	\$ -	\$ 533.93	21%
001-018-516-20-41-00	Professional Services (3)	\$ 50,000	\$ 322.00	\$ 37,591.25	75%
001-018-516-20-42-00	Communications	1,200	94.73	750.72	63%
001-018-516-20-43-00	Travel	3,500	-	-	0%
001-018-516-20-44-00	Advertising	3,000	-	-	0%
001-018-516-20-49-01	Memberships	1,200	219.00	438.00	37%
001-018-516-20-49-02	City-wide Training	4,500	-	-	0%
001-018-516-20-49-03	Training - Seminars/Conference	2,500	50.00	978.00	39%
001-018-516-20-49-07	AWC Membership	47,500	-	47,394.00	100%
TOTAL SERVICES & CHARGES		\$ 113,400	\$ 685.73	\$ 87,151.97	77%
TOTAL ADMINISTRATION SECTION		\$ 394,600	\$ 29,491.55	\$ 305,896.30	78%

Account Number	Description	BUDGET	Monthly Actual	YTD Actual Expended	YTD % Expended
Wellness Section					
001-018-517-90-31-00	Office & Operating Supplies	\$ 1,250	\$ -	\$ -	0%
TOTAL SUPPLIES		\$ 1,250	\$ -	\$ -	0%
001-018-517-90-41-00	Professional Services	\$ 375	\$ -	\$ -	0%
001-018-517-90-43-00	Travel	125	-	-	0%
001-018-517-90-49-00	Miscellaneous	250	-	-	0%
TOTAL SERVICES & CHARGES		\$ 750	\$ -	\$ -	0%
TOTAL WELLNESS SECTION		\$ 2,000	\$ -	\$ -	0%
TOTAL HUMAN RESOURCES		\$ 396,600	\$ 29,491.55	\$ 305,896.30	77%
Administrative					
001-018-518-10-11-00	Salaries	\$ 109,900	\$ -	\$ -	0%
001-018-518-10-21-00	Benefits	48,800	-	-	0%
TOTAL PERSONNEL		\$ 158,700	\$ -	\$ -	0%
001-018-518-10-31-00	Supplies	\$ 1,250	\$ -	\$ -	0%
001-018-518-10-31-02	Books & Publications	250	-	-	0%
001-018-518-10-35-00	Small Tools & Minor Equipment	1,500	-	-	0%
TOTAL SUPPLIES		\$ 3,000	\$ -	\$ -	0%
001-018-554-30-41-00	Prof Svcs - Animal Control (4)	\$ 185,000	\$ -	\$ -	0%
001-018-518-10-42-00	Communications	600	-	-	0%
001-018-518-10-43-00	Travel	1,650	-	-	0%
001-018-518-10-49-01	Memberships	700	-	-	0%
001-018-518-10-49-03	Training - Seminars/Conference	1,650	-	-	0%
TOTAL SERVICES & CHARGES		\$ 189,600	\$ -	\$ -	0%
TOTAL ADMINISTRATIVE SVCS		\$ 351,300	\$ -	\$ -	0%
TOTAL DEPARTMENT		\$ 1,477,300	\$ 62,445.52	\$ 586,062.00	40%

- (1) Municipal code updates and records storage. Records mgmt project consultant.
- (2) State mandated public notices for meetings, hearings, ordinances, etc.
- (3) NeoGov, recruiting firms, background checks, temporary agencies, investigators, labor attorneys.
- (4) King County contract for animal control services. Contract amount is offset by per licensing revenue.

City of Sammamish
General Fund

Facilities Department

**Budget to Actual Expenditure Comparison
Month Ending September 30, 2021**

Account Number	Description	BUDGET	Monthly Actual	YTD Actual Expended	YTD % Expended
001-019-518-30-11-00	Salaries	\$ 449,300	\$ 32,651.14	\$ 304,709.79	68%
001-019-518-30-12-00	Overtime	25,000	2,349.49	12,405.37	50%
001-019-518-30-14-00	On Call Pay	-	1,947.00	4,983.00	*
001-019-518-30-21-00	Benefits	196,500	13,207.39	134,779.83	69%
TOTAL PERSONNEL		\$ 670,800	\$ 50,155.02	\$ 456,877.99	68%
001-019-518-30-31-00	Office & Operating Supplies	\$ 69,400	\$ 5,820.55	\$ 43,504.60	63%
001-019-518-30-31-04	Safety Clothing	2,800	-	200.00	7%
001-019-518-30-31-05	Snow & Ice	6,000	-	-	0%
001-019-518-30-31-06	Signs & Markings	12,000	-	-	0%
001-019-518-30-31-19	Supplies-COVID-19	-	-	-	*
001-019-518-30-32-00	Fuel	44,600	-	6,091.24	14%
001-019-518-30-35-00	Small Tools & Minor Equipment (1)	63,000	-	-	0%
TOTAL SUPPLIES		\$ 197,800	\$ 5,820.55	\$ 49,795.84	25%
001-019-518-30-41-00	Professional Services (2)	\$ 493,800	\$ 37,639.06	\$ 281,300.44	57%
001-019-518-30-41-19	Professional Services-COVID-19	-	-	-	*
001-019-518-30-42-00	Communications	57,100	3,598.73	31,036.16	54%
001-019-518-30-43-00	Travel	1,600	-	-	0%
001-019-518-30-45-00	Rentals & Leases	10,000	307.88	1,788.68	18%
001-019-518-30-45-01	Copier Rental	-	-	-	*
001-019-518-30-47-00	Utilities	209,500	18,061.85	124,045.18	59%
001-019-518-30-48-00	Repair & Maintenance (3)	458,200	38,143.69	181,128.89	40%
001-019-518-30-48-01	Repair & Maintenance Capital	253,900	200,019.62	213,014.62	84%
001-019-518-30-49-03	Training	5,000	124.00	1,050.22	21%
TOTAL SERVICES & CHARGES		\$ 1,489,100	\$ 297,894.83	\$ 833,364.19	56%
TOTAL DEPARTMENT		\$ 2,357,700	\$ 353,870.40	\$ 1,340,038.02	57%

(1) Shared use filing cabinets, partitions, appliances. Facility's staff purchases. (Departments pay for 1st time purchases.)
pressure washing.

(2) Maintenance contracts-landscape, custodial, tree, pest control, etc.

(3) Contracted services-electrical, plumbing, elevator, fuel tank cleaning, etc.

City of Sammamish
General Fund

Police Services Department
Budget to Actual Expenditure Comparison
Month Ending September 30, 2021

Account Number	Description	BUDGET	Monthly Actual	YTD Actual Expended	YTD % Expended
001-021-521-10-11-00	Salaries	\$ 131,500	\$ 7,417.36	\$ 66,756.24	51%
001-021-521-10-21-00	Benefits	66,400	2,907.32	27,384.76	41%
TOTAL PERSONNEL		\$ 197,900	\$ 10,324.68	\$ 94,141.00	48%
001-021-521-10-31-00	Office & Operating Supplies	\$ 5,000	\$ 335.30	\$ 1,064.58	21%
001-021-521-10-31-01	Reserve Prog. Oper. Supplies	4,000	-	-	0%
001-021-521-10-31-02	Citizens Academy	8,000	-	-	0%
001-021-521-10-31-04	Clothing Allowance	-	-	357.66	*
001-021-521-10-31-05	Meeting Meal Expense	300	577.99	577.99	193%
001-021-521-10-31-06	Supplies Explorer Program	5,000	779.45	3,842.48	77%
001-021-521-10-32-00	Fuel	500	-	-	0%
001-021-521-10-35-00	Small Tools & Minor Equip	6,500	-	-	0%
TOTAL SUPPLIES		\$ 29,300	\$ 1,692.74	\$ 5,842.71	20%
001-021-521-10-41-00	Professional Services (1)	\$ 5,000	\$ 163.05	\$ 1,934.92	39%
001-021-521-20-41-00	Police Services Contract	8,380,200	1,392,002.66	5,050,611.64	60%
001-021-523-60-41-00	Jail Contract	165,000	-	57,635.30	35%
001-021-521-10-42-00	Communications	700	83.58	668.70	96%
001-021-521-10-43-00	Travel	5,000	1,203.03	4,738.42	95%
001-021-521-10-45-00	Operating Rentals & Leases	-	-	300.00	*
001-021-521-10-48-00	Repair & Maintenance	3,000	396.36	1,201.11	40%
001-021-521-10-49-01	Memberships (2)	500	-	240.00	48%
001-021-521-10-49-03	Training-Explorers	-	1,255.92	1,255.92	*
001-021-521-92-49-00	Protection Services - Misc	-	-	-	*
001-021-521-20-49-03	Training-Seminars/Conferences	6,000	900.00	2,258.00	38%
TOTAL SERVICES & CHARGES		\$ 8,565,400	\$1,396,004.60	\$ 5,120,844.01	60%
TOTAL DEPARTMENT		\$ 8,792,600	\$1,408,022.02	\$ 5,220,827.72	59%

(1) Towing, background checks, equipment calibration.

(2) International Association of Chiefs of Police, WA Association of Sheriffs and Police Chiefs.

City of Sammamish
General Fund

Fire Services Department

Budget to Actual Expenditure Comparison
Month Ending September 30, 2021

Account Number	Description	BUDGET	Monthly Actual	YTD Actual Expended	YTD % Expended
001-022-522-20-41-00	Eastside Fire & Rescue Contract	\$ 8,085,653	\$ 665,549.22	\$ 5,944,304.34	74%
001-022-522-50-47-00	Station Surface Water Fees	5,600	-	5,525.81	99%
TOTAL SERVICES & CHARGES		\$ 8,091,253	\$ 665,549.22	\$ 5,949,830.15	74%
TOTAL DEPARTMENT		\$ 8,091,253	\$ 665,549.22	\$ 5,949,830.15	74%

City of Sammamish
General Fund

Emergency Management

**Budget to Actual Expenditure Comparison
Month Ending September 30, 2021**

Account Number	Description	BUDGET	Monthly Actual	YTD Actual Expended	YTD % Expended
001-025-525-60-31-00	Office & Operating Supplies	\$ 20,500	\$ -	\$ 2,099.53	10%
TOTAL SUPPLIES		\$ 20,500	\$ -	\$ 2,099.53	10%
001-025-525-60-41-00	Prof. Services EMPG Grant	\$ 36,000	\$ -	\$ 16,000.00	44%
001-025-525-60-41-01	Contracted Emergency Mgr.	179,400	-	90,092.52	50%
001-025-525-60-41-02	Professional Services	49,600	-	35,760.00	72%
001-025-525-60-41-95	Prof. Services-Contingency	20,000	-	20,000.00	100%
001-025-525-60-42-00	Communications	15,000	1,203.21	9,925.51	66%
001-025-525-60-43-00	Travel	500	-	-	0%
001-025-525-60-48-00	Repair & Maintenance	1,000	-	-	0%
001-025-525-60-49-01	Memberships	500	265.00	460.00	92%
001-025-525-60-49-03	Training-Seminars/Conferences	10,000	-	-	0%
TOTAL SERVICES & CHARGES		\$ 312,000	\$ 1,468.21	\$ 172,238.03	55%
TOTAL DEPARTMENT		\$ 332,500	\$ 1,468.21	\$ 174,337.56	52%

Note: Emergency Management actual expenditures may exceed the budget by \$15,000 due to receipt of a grant after the budget was approved.

City of Sammamish
General Fund

Public Works Department

**Budget to Actual Expenditure Comparison
Month Ending September 30, 2021**

Account Number	Description	BUDGET	Monthly Actual	YTD Actual Expended	YTD % Expended
Administration Section					
001-040-543-10-11-00	Salaries	\$ 401,700	\$ 22,380.73	\$ 249,159.28	62%
001-040-543-10-12-00	Overtime	1,050	-	1,051.68	100%
001-040-543-10-21-00	Benefits	151,700	7,146.84	83,703.18	55%
TOTAL PERSONNEL		\$ 554,450	\$ 29,527.57	\$ 333,914.14	60%
001-040-543-10-31-00	Office & Operating Supplies	\$ 2,350	\$ 248.48	\$ 1,498.67	64%
001-040-543-10-31-01	Meetings	1,000	-	-	0%
001-040-543-10-31-04	Clothing Allowance	-	-	50.51	*
001-040-543-10-31-05	Meeting Meals	500	-	23.98	5%
001-040-543-10-32-00	Fuel	9,500	-	4,086.23	43%
001-040-543-10-34-00	Maps	200	-	73.20	37%
001-040-543-10-35-00	Small Tools & Minor Equipment	300	-	-	0%
TOTAL SUPPLIES		\$ 13,850	\$ 248.48	\$ 5,732.59	41%
001-040-543-10-41-00	Professional Services	\$ 11,280	\$ -	\$ 7,990.00	71%
001-040-543-10-42-00	Communications	17,000	1,973.79	12,545.05	74%
001-040-543-10-42-02	Postage	-	-	27.89	*
001-040-543-10-43-00	Travel	1,050	-	-	0%
001-040-537-70-47-01	Recycling	116,250	-	62,426.44	54%
001-040-543-10-49-01	Memberships	2,100	-	-	0%
001-040-543-10-49-03	Training - Seminars/Conference	3,400	-	4,966.41	146%
TOTAL SERVICES & CHARGES		\$ 151,080	\$ 1,973.79	\$ 87,955.79	58%
TOTAL ADMINISTRATION		\$ 719,380	\$ 31,749.84	\$ 427,602.52	59%
Engineering Section					
001-040-542-10-11-00	Salaries	\$ 1,104,700	\$ 91,269.87	\$ 762,447.39	69%
001-040-542-10-12-00	Overtime	4,000	-	2,098.31	52%
001-040-542-10-21-00	Benefits	455,600	36,196.14	324,437.53	71%
TOTAL PERSONNEL		\$ 1,564,300	\$ 127,466.01	\$ 1,088,983.23	70%
001-040-542-10-31-00	Office & Operating Supplies	\$ 5,500	\$ 151.61	\$ 339.07	6%
001-040-542-10-31-01	Meetings	1,000	-	-	0%
001-040-542-10-31-04	Safety Clothing	2,050	-	-	0%
001-040-542-10-32-00	Fuel	-	-	(300.56)	*
001-040-542-10-34-00	Maps	200	-	-	0%
001-040-542-10-35-00	Small Tools & Minor Equipment	2,600	-	-	0%
TOTAL SUPPLIES		\$ 11,350	\$ 151.61	\$ 38.51	0%
001-040-542-10-41-00	Professional Services (1)	\$ 290,000	\$ -	\$ 18,179.94	6%
001-040-542-10-41-02	Engineering Services	142,700	3,820.50	36,809.00	26%
001-040-542-10-42-00	Communications	-	-	(390.42)	*
001-040-542-10-42-02	Postage	-	-	226.36	*
001-040-542-10-43-00	Travel	3,000	-	-	0%
001-040-542-10-48-00	Repair & Maintenance	90,500	-	-	0%
001-040-542-10-49-00	Miscellaneous	500	-	-	0%
001-040-542-10-49-01	Memberships	3,550	633.00	824.40	23%
001-040-542-10-49-03	Training - Seminars/Conference	11,100	912.20	3,948.05	36%
TOTAL SERVICES & CHARGES		\$ 541,350	\$ 5,365.70	\$ 59,597.33	11%

Account Number	Description	BUDGET	Monthly Actual	YTD Actual Expended	YTD % Expended
001-040-594-42-64-00	Computer Software (2)	\$ 30,300	\$ -	\$ 6,606.00	22%
TOTAL CAPITAL		\$ 30,300	\$ -	\$ 6,606.00	22%

TOTAL ENGINEERING		\$ 2,147,300	\$ 132,983.32	\$ 1,155,225.07	54%
--------------------------	--	---------------------	----------------------	------------------------	------------

Traffic Section

001-041-542-10-11-00	Salaries	\$ 507,500	\$ 33,719.11	\$ 265,891.12	52%
001-041-542-10-12-00	Overtime	1,500	316.79	5,936.93	396%
001-041-542-10-21-00	Benefits	224,800	\$13,486.77	\$121,897.57	54%
TOTAL PERSONNEL		\$ 733,800	\$ 47,522.67	\$ 393,725.62	54%

001-041-542-10-31-00	Office & Operating Supplies	\$ 64,700	\$ 3,954.14	\$ 42,018.37	65%
001-041-542-10-31-04	Traffic Control Devices	91,900	17,809.42	46,014.83	50%
001-041-542-30-31-06	Safety Clothing	1,600	218.77	584.15	37%
001-041-542-10-35-00	Small Tools & Minor Equipment	52,920	-	3,560.36	7%
TOTAL SUPPLIES		\$ 211,120	\$ 21,982.33	\$ 92,177.71	44%

001-041-542-10-41-00	Professional Services	\$ 292,000	\$ 38,626.75	\$ 120,942.17	41%
001-041-542-10-43-00	Travel	400	-	-	0%
001-041-542-10-45-00	Operating Rentals	6,450	410.00	5,164.30	80%
001-041-542-10-48-00	Repair & Maintenance	287,250	-	107.93	0%
001-041-542-10-49-01	Memberships	2,100	-	315.33	15%
001-041-542-10-49-03	Training - Seminars/Conference	8,550	-	1,110.32	13%
001-041-542-30-48-50	KC Road/Signal Maint Contract	165,000	1,769.90	32,801.47	20%
001-041-542-30-48-51	Street Lighting	17,500	-	-	0%
001-041-544-40-41-06	Transportation Computer Model	30,000	-	10,902.50	36%
001-041-544-40-41-08	Concurrency Mgmt Sys-Reimb	115,200	-	2,408.75	2%
TOTAL SERVICES & CHARGES		\$ 924,450	\$ 40,806.65	\$ 173,752.77	19%

001-041-594-42-64-00	Computer Software (3)	\$ 8,200	\$ -	\$ -	0%
001-041-594-42-64-30	Machinery & Equipment	-	-	73,848.71	*
TOTAL CAPITAL		\$ 8,200	\$ -	\$ 73,848.71	

TOTAL TRAFFIC		\$ 1,877,570	\$ 110,311.65	\$ 733,504.81	39%
----------------------	--	---------------------	----------------------	----------------------	------------

Maintenance Section

001-040-542-30-11-00	Salaries	\$ 496,300	\$ 36,541.40	\$ 308,822.82	62%
001-040-542-30-12-00	Overtime	75,000	2,471.20	46,600.17	62%
001-040-542-30-14-00	Standby Pay	8,800	231.00	5,181.00	59%
001-040-542-30-21-00	Benefits	232,000	14,954.89	151,074.03	65%
TOTAL PERSONNEL		\$ 812,100	\$ 54,198.49	\$ 511,678.02	63%

001-040-542-30-31-00	Office & Operating Supplies	\$ 160,500	\$ 10,840.86	\$ 42,767.20	27%
001-040-542-30-31-04	Safety Clothing & Equipment	5,200	980.10	2,826.24	54%
001-040-542-30-31-06	Signs & Markers	55,000	1,918.01	15,294.70	28%
001-040-542-30-32-00	Fuel	24,000	-	13,797.42	57%
001-040-542-30-35-00	Small Tools & Minor Equipment	3,200	685.99	6,007.11	188%
001-040-542-66-31-00	Snow & Ice Supplies (4)	84,900	-	36,386.50	43%
001-040-542-66-31-01	Snow & Ice Supplies - Tools	10,000	-	3,282.35	33%
TOTAL SUPPLIES		\$ 342,800	\$ 14,424.96	\$ 120,361.52	35%

001-040-542-30-41-00	Professional Services (5)	\$ 171,160	\$ 154.43	\$ 41,715.81	24%
001-040-542-30-41-01	Prof Svc: ROW landscape (6)	494,000	80,568.95	313,811.38	64%
001-040-542-30-42-00	Communications	8,000	544.39	4,326.43	54%
001-040-542-30-43-00	Travel	1,000	-	-	0%
001-040-542-30-45-00	Operating Rentals & Leases	58,900	-	24,425.36	41%
001-040-542-30-47-00	Utilities	263,000	33,972.39	176,856.93	67%

Account Number	Description	BUDGET	Monthly Actual	YTD Actual Expended	YTD % Expended
001-040-542-30-48-00	Repair & Maintenance	156,000	593.19	48,487.77	31%
001-040-542-30-48-50	Roadway-Slide Repair	40,000	-	-	0%
001-040-542-30-49-03	Training	17,350	-	7,362.09	42%
001-040-542-67-48-50	Street Cleaning	6,000	-	-	0%
TOTAL SERVICES & CHARGES		\$ 1,215,410	\$ 115,833.35	\$ 616,985.77	51%
001-040-594-42-64-30	Machinery & Equipment (7)	\$ 142,000	\$ -	\$ 1,199.32	1%
TOTAL CAPITAL		\$ 142,000	\$ -	\$ 1,199.32	1%
TOTAL MAINTENANCE		\$ 2,512,310	\$ 184,456.80	\$ 1,250,224.63	50%
Pavement Preservation Section					
001-040-542-30-48-51	Roadway Overlay Program	\$ 2,061,500	\$ 6,961.15	\$ 85,039.43	4%
001-040-542-61-48-50	Sidewalks	613,600	132,824.83	763,097.70	124%
TOTAL PAVEMENT PRESERVATION		\$ 2,675,100	\$ 139,785.98	\$ 848,137.13	32%
TOTAL DEPARTMENT		\$ 9,931,660	\$ 599,287.59	\$ 4,414,694.16	44%

- (1) Transportation Master Plan, GMHB compliance, geotech assistance, surveying support, database management, project assistance.
- (2) Project management software.
- (3) Synchro upgrade-\$2,200 per year, Accident Data Management \$6,000-2021, TMC & signal software-2022 \$10,000.
- (4) De-icer, liquid and granules.
- (5) Thermoplastic road striping, traffic engineering services, ITS tech support.
- (6) Landscape maintenance, tree service, flagging services.
- (7) New/upgraded vehicles, equipment.

City of Sammamish
General Fund

Social & Human Services Department

Budget to Actual Expenditure Comparison
Month Ending September 30, 2021

Account Number	Description	BUDGET	Monthly Actual	YTD Actual Expended	YTD % Expended
Community Services Section					
001-050-557-20-11-00	Salaries	\$ 73,700	\$ 5,662.10	\$ 50,892.95	69%
001-050-557-20-21-00	Benefits	37,000	2,563.62	23,980.15	65%
TOTAL PERSONNEL		\$ 110,700	\$ 8,225.72	\$ 74,873.10	68%
001-050-557-20-31-00	Office & Operating Supplies	\$ 2,000	\$ -	\$ -	0%
TOTAL SUPPLIES		\$ 2,000	\$ -	\$ -	0%
001-050-557-20-41-00	Professional Services (1)	\$ 497,900	\$ 114,750.00	\$ 301,472.00	61%
001-050-557-20-41-04	Professional Services-Printing	500	-	-	0%
001-050-557-20-42-00	Communication	500	-	-	0%
001-050-557-20-43-00	Travel	250	-	-	0%
001-050-557-20-44-00	Advertising	250	-	-	0%
001-050-557-20-49-01	Memberships (2)	7,500	-	5,225.00	70%
001-050-557-20-49-03	Training-Seminars/Conferences	2,000	-	400.00	20%
TOTAL SERVICES & CHARGES		\$ 508,900	\$ 114,750.00	\$ 307,097.00	60%
TOTAL COMMUNITY SERVICES		\$ 621,600	\$ 122,975.72	\$ 381,970.10	61%
Housing Section					
001-050-559-20-41-00	Affordable Housing (3)	\$ 100,000	\$ -	\$ -	0%
001-050-559-20-41-01	Affordable Housing Sales Tax (4)	48,000	-	-	0%
TOTAL SERVICES & CHARGES		\$ 148,000	\$ -	\$ -	0%
TOTAL HOUSING		\$ 148,000	\$ -	\$ -	0%
TOTAL DEPARTMENT		\$ 769,600	\$ 122,975.72	\$ 381,970.10	50%

(1) Human services grants-\$440,400, Bellevue admin. fee-\$3,500.

(2) Eastside Human Services Forum membership

(3) ARCH contribution

(4) Affordable housing sales tax allocation for low-income housing.

City of Sammamish
General Fund

Community Development

Budget to Actual Expenditure Comparison
Month Ending September 30, 2021

Account Number	Description	BUDGET	Monthly Actual	YTD Actual Expended	YTD % Expended
Planning Section					
001-058-558-60-11-00	Salaries	\$ 1,419,600	\$ 106,293.49	\$ 951,298.07	67%
001-058-558-60-12-00	Overtime	5,000	-	14,811.22	296%
001-058-558-60-21-00	Benefits	572,900	38,414.53	368,198.18	64%
TOTAL PERSONNEL		\$ 1,997,500	\$ 144,708.02	\$ 1,334,307.47	67%
001-058-558-60-31-00	Office & Operating Supplies	\$ 5,900	\$ 50.07	\$ 174.47	3%
001-058-558-60-31-01	Meetings	1,300	-	-	0%
001-058-558-60-31-02	Books	100	-	-	0%
001-058-558-60-32-00	Fuel	250	-	-	0%
001-058-558-60-34-00	Maps	250	-	-	0%
001-058-558-60-35-00	Small Tools & Minor Equipment	10,000	-	-	0%
TOTAL SUPPLIES		\$ 17,800	\$ 50.07	\$ 174.47	1%
001-058-558-60-41-00	Professional Services (1)	\$ 404,200	\$ 32,445.70	\$ 137,117.80	34%
001-058-558-60-41-02	Professional Svcs-Contracted (2)	180,400	3,664.68	87,945.38	49%
001-058-558-60-41-04	Copying	1,000	-	-	0%
001-058-558-60-42-00	Communications	1,700	78.10	209.08	12%
001-058-558-60-42-02	Postage	1,000	-	15.32	2%
001-058-558-60-43-00	Travel	750	-	-	0%
001-058-558-60-44-00	Advertising/Public Notices	450	-	-	0%
001-058-558-60-49-01	Memberships	2,900	100.00	750.00	26%
001-058-558-60-49-03	Training - Seminars/Conference	7,650	299.00	819.00	11%
001-058-559-20-49-08	ARCH Membership	134,400	31,873.50	95,620.50	71%
TOTAL SERVICES & CHARGES		\$ 734,450	\$ 68,460.98	\$ 322,477.08	44%
TOTAL PLANNING		\$ 2,749,750	\$ 213,219.07	\$ 1,656,959.02	60%
Building Section					
001-058-524-20-11-00	Salaries	\$ 977,700	\$ 78,189.13	\$ 668,112.23	68%
001-058-524-20-12-00	Overtime	7,500	-	1,551.54	21%
001-058-524-20-21-00	Benefits	427,800	30,646.96	281,066.27	66%
TOTAL PERSONNEL		\$ 1,413,000	\$ 108,836.09	\$ 950,730.04	67%
001-058-524-20-31-00	Office & Operating Supplies	\$ 5,000	\$ -	\$ 386.46	8%
001-058-524-20-31-01	Meetings	200	-	-	0%
001-058-524-20-31-02	Books	7,000	130.94	1,703.51	24%
001-058-524-20-31-04	Safety Clothing	700	-	337.24	48%
001-058-524-20-32-00	Fuel	5,500	-	4,238.96	77%
001-058-524-20-35-00	Small Tools & Minor Equipment	3,000	-	-	0%
TOTAL SUPPLIES		\$ 21,400	\$ 130.94	\$ 6,666.17	31%
001-058-524-20-41-00	Professional Services	\$ 25,000	\$ -	\$ -	0%
001-058-524-20-41-02	Professional Services-Cont (3)	105,000	-	13,005.00	12%
001-058-524-20-41-04	Copying	500	-	-	0%
001-058-524-20-42-00	Communications	9,300	650.72	7,356.57	79%
001-058-524-20-43-00	Travel	6,300	-	-	0%
001-058-524-20-49-01	Memberships	3,000	590.00	2,083.00	69%

Account Number	Description	BUDGET	Monthly Actual	YTD Actual Expended	YTD % Expended
001-058-524-20-49-03	Training - Seminars/Conference	17,750	1,140.00	3,065.00	17%
TOTAL SERVICES & CHARGES		\$ 166,850	\$ 2,380.72	\$ 25,509.57	15%
TOTAL BUILDING		\$ 1,601,250	\$ 111,347.75	\$ 982,905.78	61%
Permit Center					
001-058-558-50-11-00	Salaries	\$ 276,300	\$ 27,410.87	\$ 212,178.58	77%
001-058-558-50-12-00	Overtime	1,000	132.89	2,008.21	201%
001-058-558-50-21-00	Benefits	125,100	13,498.61	110,330.49	88%
TOTAL PERSONNEL		\$ 402,400	\$ 41,042.37	\$ 324,517.28	81%
001-058-558-50-31-00	Office & Operating Supplies	\$ 3,500	\$ 426.08	\$ 545.66	16%
001-058-558-50-31-02	Books	300	-	-	0%
001-058-558-50-35-00	Small Tools & Minor Equipment	1,500	-	-	0%
TOTAL SUPPLIES		\$ 5,300	\$ 426.08	\$ 545.66	10%
001-058-558-50-41-00	Professional Svcs-Trakit Upgrade	\$ 20,500	\$ -	\$ -	0%
001-058-558-50-41-02	Prof. Services-Contracted (4)	27,500	630.00	11,926.40	43%
001-058-558-50-41-04	Copying	500	-	-	0%
001-058-558-50-42-00	Communications	1,700	-	(594.95)	-35%
001-058-558-50-43-00	Travel	300	-	-	0%
001-058-558-50-45-00	Operating Rentals & Leases	400	-	-	0%
001-058-558-50-49-01	Memberships	150	-	-	0%
001-058-558-50-49-03	Training - Seminars/Conference	1,800	-	-	0%
TOTAL SERVICES & CHARGES		\$ 52,850	\$ 630.00	\$ 11,331.45	21%
001-058-594-58-64-00	Machinery & Equipment	\$ 29,100	\$ -	\$ 1,280.00	4%
TOTAL CAPITAL		\$ 29,100	\$ -	\$ 1,280.00	4%
TOTAL PERMIT CENTER		\$ 489,650	\$ 42,098.45	\$ 337,674.39	69%
TOTAL DEPARTMENT		\$ 4,840,650	\$ 366,665.27	\$ 2,977,539.19	62%

- (1) Comprehensive Plan update, Urban Forest Management Plan implementation, fee schedule analysis.
- (2) Reimbursed professional services-development review fee, environmental review. arboriculture review, historic resources.
- (3) Contracted services to supplement city staff for plan review and inspections. Cost covered by fees.
- (4) Public notice signs and mailing service.

City of Sammamish
General Fund

Parks & Recreation Department

Budget to Actual Expenditure Comparison

Month Ending September 30, 2021

Account Number	Description	BUDGET	Monthly Actual	YTD Actual Expended	YTD % Expended
Arts Section					
001-076-573-20-31-00	Office & Operating Supplies	\$ 5,000	\$ 173.32	\$ 807.24	16%
TOTAL SUPPLIES		\$ 5,000	\$ 173.32	\$ 807.24	16%
001-076-573-20-41-00	Professional Services-Arts Com	\$ 93,000	\$ 1,600.00	\$ 6,528.25	7%
001-076-573-20-41-04	Copying	300	-	-	0%
001-076-573-20-44-00	Advertising	1,000	-	-	0%
001-076-573-20-45-00	Operating Rentals & Leases	750	-	-	0%
001-076-573-20-49-03	Training-Seminars/Conferences	-	-	320.00	*
TOTAL SERVICES & CHARGES		\$ 95,050	\$ 1,600.00	\$ 6,848.25	7%
TOTAL ARTS		\$ 100,050	\$ 1,773.32	\$ 7,655.49	8%
Culture Section					
001-076-576-80-31-03	Friends of Issaquah Salmon Hatch	20,000	-	10,000.00	50%
TOTAL SUPPLIES		\$ 20,000	\$ -	\$ 10,000.00	50%
001-076-518-90-49-15	Friends of Lake Sammamish	\$ 10,000	\$ -	\$ 5,000.00	50%
001-076-573-20-41-01	Prof Services-Samm Symphony	15,000	-	-	0%
001-076-573-20-41-02	Prof Svcs-Master Chorus Eastsd	1,000	-	-	0%
001-076-573-90-41-01	Prof Svc-Farmer's Market	10,000	-	-	0%
001-076-573-90-41-02	Prof Svcs - Heritage Society	5,000	-	2,500.00	50%
TOTAL SERVICES & CHARGES		\$ 41,000	\$ -	\$ 7,500.00	18%
TOTAL CULTURE		\$ 61,000	\$ -	\$ 17,500.00	29%
Administration Section					
001-076-571-10-11-00	Salaries	\$ 481,600	\$ 36,306.81	\$ 356,821.05	74%
001-076-571-10-12-00	Overtime	-	-	587.92	*
001-076-571-10-21-00	Benefits	174,600	13,487.45	134,522.46	77%
TOTAL PERSONNEL		\$ 656,200	\$ 49,794.26	\$ 491,931.43	75%
001-076-571-10-31-00	Office & Operating Supplies	\$ 4,000	\$ 23.12	\$ 386.06	10%
001-076-571-10-32-00	Fuel	250	-	-	0%
001-076-571-10-35-00	Small Tools & Minor Equipment	1,000	-	-	0%
TOTAL SUPPLIES		\$ 5,250	\$ 23.12	\$ 386.06	7%
001-076-571-10-41-00	Professional Services	\$ 3,160	\$ -	\$ -	0%
001-076-571-10-42-00	Communications	3,600	253.96	1,941.36	54%
001-076-571-10-42-02	Postage	1,000	-	-	0%
001-076-571-10-43-00	Travel	4,600	-	-	0%
001-076-571-10-49-01	Memberships	5,400	2,410.00	5,680.00	105%
001-076-571-10-49-03	Training - Seminars/Conference	2,800	-	730.00	26%
TOTAL SERVICES & CHARGES		\$ 20,560	\$ 2,663.96	\$ 8,351.36	41%
TOTAL ADMINISTRATION		\$ 682,010	\$ 52,481.34	\$ 500,668.85	73%

Account Number	Description	BUDGET	Monthly Actual	YTD Actual Expended	YTD % Expended
Volunteer Services					
001-076-518-90-11-00	Salaries	\$ 86,900	\$ 9,412.09	\$ 83,108.17	96%
001-076-518-90-12-00	Overtime	-	221.85	2,761.97	*
001-076-518-90-21-00	Benefits	42,600	5,030.00	47,399.95	111%
TOTAL PERSONNEL		\$ 129,500	\$ 14,663.94	\$ 133,270.09	103%
001-076-518-90-31-00	Supplies (1)	\$ 53,000	\$ 470.66	\$ 15,893.95	30%
001-076-518-90-32-00	Fuel	800	-	664.13	83%
001-076-518-90-31-04	Safety Clothing	950	-	-	0%
001-076-518-90-35-00	Small Tools & Minor Equipment	1,500	-	-	0%
TOTAL SUPPLIES		\$ 56,250	\$ 470.66	\$ 16,558.08	29%
001-076-518-90-41-00	Professional Services (2)	\$ 24,500	\$ -	\$ 12,305.90	50%
001-076-518-90-42-00	Communication	900	86.80	694.43	77%
001-076-518-90-43-00	Travel	1,000	-	-	0%
001-076-518-90-44-00	Advertising	200	-	-	0%
001-076-518-90-45-00	Operating Rentals & Leases	4,000	-	-	0%
001-076-518-90-49-01	Memberships	150	-	-	0%
001-076-518-90-49-03	Training	1,300	-	58.00	4%
TOTAL SERVICES & CHARGES		\$ 32,050	\$ 86.80	\$ 13,058.33	41%
TOTAL VOLUNTEER SERVICES		\$ 217,800	\$ 15,221.40	\$ 162,886.50	75%
Planning & Development					
001-076-576-95-11-00	Salaries	\$ 295,400	\$ 27,013.00	\$ 185,398.51	63%
001-076-576-95-21-00	Benefits	110,400	8,359.40	64,466.05	58%
TOTAL PERSONNEL		\$ 405,800	\$ 35,372.40	\$ 249,864.56	62%
001-076-576-95-31-00	Office & Operating Supplies	\$ 3,000	\$ 110.30	\$ 382.37	13%
001-076-576-95-32-00	Fuel	300	-	-	0%
001-076-576-95-35-00	Small Tools & Minor Equipment	1,500	-	-	0%
TOTAL SUPPLIES		\$ 4,800	\$ 110.30	\$ 382.37	8%
001-076-576-95-41-00	Professional Services (3)	\$ 217,000	\$ 1,511.50	\$ 34,875.67	16%
001-076-576-95-41-04	Copying	1,000	-	-	0%
001-076-576-95-42-00	Communications	1,450	78.58	678.05	47%
001-076-576-95-42-02	Postage	250	-	-	0%
001-076-576-95-43-00	Travel	1,900	-	-	0%
001-076-576-95-44-00	Advertising	-	-	125.00	*
001-076-576-95-49-01	Memberships	1,500	-	450.00	30%
001-076-576-95-49-03	Training - Seminars/Conference	3,800	-	-	0%
TOTAL SERVICES & CHARGES		\$ 226,900	\$ 1,590.08	\$ 36,128.72	16%
TOTAL PLANNING & DEVELOPMENT		\$ 637,500	\$ 37,072.78	\$ 286,375.65	45%
Recreation Programs Section					
001-076-571-18-11-00	Salaries	\$ 275,000	\$ 16,179.20	\$ 180,327.68	66%
001-076-571-18-12-00	Overtime	-	401.18	2,561.38	*
001-076-571-18-13-00	Part-Time (Lifeguards)	83,500	-	-	0%
001-076-571-18-13-02	Part-Time (Facility Monitors)	19,900	720.00	2,812.00	14%
001-076-571-18-14-00	Standby Pay	-	-	66.00	*
001-076-571-18-21-00	Benefits	102,800	8,733.19	84,666.15	82%

Account Number	Description	BUDGET	Monthly Actual	YTD Actual Expended	YTD % Expended
TOTAL PERSONNEL		\$ 481,200	\$ 26,033.57	\$ 270,433.21	56%
001-076-571-18-31-00	Office & Operating Supplies	\$ 21,000	\$ 1,727.16	\$ 12,214.61	58%
001-076-571-18-32-00	Fuel	200	-	93.43	47%
001-076-571-18-35-00	Small Tools & Minor Equipment	4,000	-	-	0%
TOTAL SUPPLIES		\$ 25,200	\$ 1,727.16	\$ 12,308.04	49%
001-076-571-18-41-00	Prof. Svcs-Recreation (4)	\$ 68,900	\$ 2,606.00	\$ 59,072.40	86%
001-076-571-18-41-04	Copying	27,000	-	2,710.47	10%
001-076-571-18-42-00	Communications	2,100	218.67	1,793.32	85%
001-076-571-18-42-02	Postage	2,000	-	-	0%
001-076-571-18-43-00	Travel	1,000	-	-	0%
001-076-571-18-44-00	Advertising	7,000	28.00	379.41	5%
001-076-571-18-45-00	Equipment Rental	49,800	2,799.72	6,978.05	14%
001-076-571-18-49-01	Membership	500	-	50.00	10%
001-076-571-18-49-02	Merchant Fees	6,000	813.25	2,964.65	49%
001-076-571-18-49-03	Training - Seminars/Conference	7,900	-	-	0%
TOTAL SERVICES & CHARGES		\$ 172,200	\$ 6,465.64	\$ 73,948.30	43%
TOTAL RECREATION PROGRAMS		\$ 678,600	\$ 34,226.37	\$ 356,689.55	53%
Park Resource Management					
001-076-576-80-11-00	Salaries	\$ 869,600	\$ 79,280.71	\$ 626,787.25	72%
001-076-576-80-12-00	Overtime	38,000	3,545.76	19,481.66	51%
001-076-576-80-13-00	Part-Time (Summer Help)	158,100	-	60,992.89	39%
001-076-576-80-14-00	On Call Pay	-	-	330.00	*
001-076-576-80-21-00	Benefits	514,500	37,180.88	339,504.96	66%
TOTAL PERSONNEL		\$ 1,580,200	\$ 120,007.35	\$ 1,047,096.76	66%
001-076-576-80-31-00	Office & Operating Supplies (5)	\$ 210,000	\$ 8,534.30	\$ 124,123.16	59%
001-076-576-80-31-04	Safety Clothing	12,400	1,078.78	1,951.56	16%
001-076-576-80-31-06	Signs & Markers	6,000	415.08	1,421.65	24%
001-076-576-80-32-00	Fuel	35,000	-	16,978.27	49%
001-076-576-80-35-00	Small Tools & Equipment	30,000	-	1,406.22	5%
TOTAL SUPPLIES		\$ 293,400	\$ 10,028.16	\$ 145,880.86	50%
001-076-576-80-41-00	Professional Services (6)	\$ 628,510	\$ 67,873.59	\$ 282,742.52	45%
001-076-576-80-42-00	Communications	10,250	1,455.45	8,156.62	80%
001-076-576-80-43-00	Travel	1,500	82.10	82.10	5%
001-076-576-80-45-00	Operating Rentals & Leases	75,000	5,846.93	34,385.75	46%
001-076-576-80-45-19	Operating Rentals & Leases-COVID	-	-	-	*
001-076-576-80-47-00	Utilities	244,420	68,288.42	230,801.46	94%
001-076-576-80-48-00	Repair & Maintenance	67,000	1,500.31	18,382.11	27%
001-076-576-80-49-01	Memberships	400	-	202.98	51%
001-076-576-80-49-03	Training - Seminars/Conference	16,100	759.00	3,597.67	22%
TOTAL SERVICES & CHARGES		\$ 1,043,180	\$ 145,805.80	\$ 578,351.21	55%
001-076-594-76-64-80	Machinery & Equipment (7)	\$ 64,000	\$ 39,577.01	\$ 49,541.25	77%
TOTAL CAPITAL		\$ 64,000	\$ 39,577.01	\$ 49,541.25	77%
TOTAL PARK RESOURCE MANAGEMENT		\$ 2,980,780	\$ 315,418.32	\$ 1,820,870.08	61%

Account Number	Description	BUDGET	Monthly Actual	YTD Actual Expended	YTD % Expended
TOTAL DEPARTMENT		\$ 5,357,740	\$ 456,193.53	\$ 3,152,646.12	59%

- (1) Park restoration projects, tree planting, first aid supplies, tools, signage, safety equipment, volunteer appreciation gifts.
- (2) Annual volunteer dinner, water tank fillings, Earth Day event.
- (3) Wetland monitoring, land acquisition support, landscape architectural/engineering services, park surveys.
- (4) Special events-most cancelled in 2021 due to COVID-19. Recreation guide graphic design.
- (5) Fertilizer, grass seed, soil, playground chips, project supplies, custodial supplies, irrigation, safety.
- (6) Custodial, maintenance contracts, park sweeping, turf maintenance, tree service.
- (7) Ford F150 for increased seasonal staff, tow-behind blower, maintenance equipment.

City of Sammamish
General Fund

Non-Departmental Department
Budget to Actual Expenditure Comparison
Month Ending September 30, 2021

Account Number	Description	BUDGET	Monthly Actual	YTD Actual Expended	YTD % Expended
Covid Response Section					
001-090-518-30-11-19	Salaries-Facilities	\$ -	\$ 8,249.00	\$ 36,089.11	*
001-090-518-30-20-19	Benefits-Facilities	-	2,451.45	11,605.45	*
TOTAL PERSONNEL		\$ -	\$ 10,700.45	\$ 47,694.56	*
001-090-518-30-31-19	Supplies-Facilities	\$ -	\$ 38.51	\$ 5,459.82	*
001-090-518-50-31-19	Supplies-Non Dept	-	-	1,439.18	*
001-090-543-10-31-19	Supplies-Public Works	-	-	53.83	*
001-090-571-18-31-19	Supplies-Parks Recreation	-	-	4,607.37	*
TOTAL SUPPLIES		\$ -	\$ 38.51	\$ 11,560.20	*
001-090-518-30-41-19	Professional Services-Facilities	\$ -	\$ -	\$ 22,181.41	*
001-090-518-90-41-19	Professional Services-COVID Response	2,144,140	-	-	0%
001-090-548-65-41-19	Professional Services-Fleet Mntnce	-	-	230.50	*
001-090-557-20-41-19	Professional Services-Human Services	-	26,191.06	318,734.13	*
001-090-557-21-41-19	Professional Services-Communications	-	-	9,909.00	*
001-090-558-70-41-19	Small Business Grants	-	-	812,962.23	*
001-090-518-30-42-19	Communications-Facilities	-	31.79	164.92	*
001-090-558-50-42-19	Communications-DCD Permits	-	170.45	2,073.94	*
001-090-558-60-42-19	Communications-DCD Planning	-	633.76	4,230.61	*
001-090-548-65-43-19	Travel-Equipment Rental	-	-	128.39	*
001-090-576-80-45-19	Operating Rentals-Parks Resources	-	3,259.81	24,099.68	*
TOTAL SERVICES & CHARGES		\$ 2,144,140	\$ 30,286.87	\$ 1,194,714.81	56%
TOTAL COVID RESPONSE		\$ 2,144,140	\$ 41,025.83	\$ 1,253,969.57	58%

Other General Governmental Services

001-090-518-50-31-00	Office & Operating Supplies (1)	\$ 50,000	\$ 5,104.09	\$ 24,139.34	48%
001-090-518-90-31-05	Meeting Meals (2)	15,000	394.66	893.15	6%
TOTAL SUPPLIES		\$ 65,000	\$ 5,498.75	\$ 25,032.49	39%
001-090-518-90-41-00	Prof Svcs-ADA Transition Plan	\$ -	\$ -	\$ 15,426.86	*
001-090-518-90-41-02	Prof Svcs-GIS Attribute Mapping	-	-	1,254.84	*
001-090-518-90-41-53	Intergovernmental Taxes	-	-	3.12	*
001-090-518-90-42-02	Postage	6,500	47.08	4,292.08	66%
001-090-518-90-45-00	Operating Rentals & Leases	2,600	220.30	2,162.75	83%
001-090-518-90-47-00	Utilities-Storm Water Fees	16,000	-	24,691.74	154%
001-090-518-90-49-01	Memberships	250	-	120.00	48%
001-090-518-90-49-02	Merchant Fees	200,000	7,023.77	109,523.72	55%
001-090-537-70-47-01	Recycling	-	10,384.01	12,991.51	*
001-090-544-40-41-95	Concurrency Prof Svcs-GMHB	198,100	-	59,363.65	30%
001-090-558-20-41-00	Prof Svcs-Historical Eddy House	25,000	-	25,000.00	100%
001-090-558-20-41-01	Prof Svcs-Historical Albrecht Barn	-	25,000.00	25,000.00	*
001-090-558-60-41-95	DCD Prof Svcs-GMHB	198,100	23,760.15	128,311.93	65%
001-090-558-70-49-14	Sammamish Chamber of Commerce	600	-	-	0%
TOTAL SERVICES & CHARGES		\$ 647,150	\$ 66,435.31	\$ 408,142.20	63%

Account Number	Description	BUDGET	Monthly Actual	YTD Actual Expended	YTD % Expended
001-090-594-18-64-01	Machinery & Equipment (3)	\$ 22,500	\$ -	\$ -	0%
TOTAL CAPITAL		\$ 22,500	\$ -	\$ -	0%

For Finance Use Only-Do Not Code Invoices to these account numbers

001-090-518-80-41-52	Interfund-Technology	\$ 2,511,248	\$ 209,270.67	\$ 1,883,436.03	75%
001-090-518-90-46-53	Interfund-Insurance	435,600	36,300.00	363,000.00	83%
001-091-518-90-48-00	Admin Dept Fleet R & M	2,092	174.33	1,568.97	75%
001-091-518-90-49-00	Admin Dept Fleet Replacement	1,865	155.42	1,398.78	75%
001-091-518-30-48-00	Facilities Dept Fleet R & M	1,995	166.25	1,496.25	75%
001-091-518-30-49-00	Facilities Dept Fleet Replacement	9,815	817.92	7,361.28	75%
001-091-542-10-48-00	PW Engr-Insp Fleet R & M	7,332	611.00	5,499.00	75%
001-091-542-10-49-00	PW Engr-Insp Fleet Replacement	64,058	5,338.17	48,043.53	75%
001-091-542-90-48-00	Street Fleet R&M	129,671	10,805.92	97,253.28	75%
001-091-542-90-49-00	Street Fleet Replacement	181,724	15,143.67	136,293.03	75%
001-091-558-60-48-00	Comm Dev Dept Fleet R & M	6,914	576.17	5,185.53	75%
001-091-558-60-49-00	Comm Dev Dept Fleet Repl	20,000	1,666.67	15,000.03	75%
001-091-571-10-48-00	Parks Dept Fleet R & M	3,732	311.00	2,799.00	75%
001-091-571-10-49-00	Parks Dept Fleet Replacement	2,119	176.58	1,589.22	75%
001-091-576-80-48-00	Parks M&O Fleet R & M	94,955	7,912.92	71,216.28	75%
001-091-576-80-49-00	Parks M&O Fleet Replacement	141,435	11,786.25	106,076.25	75%
TOTAL INTERFUND		\$ 3,614,555	\$ 301,212.94	\$ 2,747,216.46	76%

TOTAL OTHER GENERAL GOVT SVCS		\$ 4,349,205	\$ 373,147.00	\$ 3,180,391.15	73%
--------------------------------------	--	---------------------	----------------------	------------------------	------------

Pollution Control Section

001-090-553-70-41-00	Intgovtl Svc's - Air Pollution	\$ 64,000	\$ -	\$ 47,559.00	74%
TOTAL INTERGOVERNMENTAL		\$ 64,000	\$ -	\$ 47,559.00	74%

TOTAL POLLUTION CONTROL		\$ 64,000	\$ -	\$ 47,559.00	74%
--------------------------------	--	------------------	-------------	---------------------	------------

Public Health Section

001-090-562-00-41-00	External Taxes - Alcoholism	\$ 18,000	\$ -	\$ 14,061.66	78%
TOTAL INTERGOVERNMENTAL		\$ 18,000	\$ -	\$ 14,061.66	78%

TOTAL PUBLIC HEALTH		\$ 18,000	\$ -	\$ 14,061.66	78%
----------------------------	--	------------------	-------------	---------------------	------------

Interfund Transactions Section

001-090-581-10-00-00	Interfund Loan to Transp CIP Fund	\$ 9,000,000	\$ -	\$ 5,320,000.00	59%
001-090-597-11-55-31	Oper Trnsfr - Gen Gov CIP	2,500,000	-	2,500,000.00	100%
TOTAL INTERFUND TRANSACTIONS		\$ 11,500,000	\$ -	\$ 7,820,000.00	68%

TOTAL DEPARTMENT		\$ 18,075,345	\$ 414,172.83	\$ 12,315,981.38	68%
-------------------------	--	----------------------	----------------------	-------------------------	------------

- (1) Kitchens, office, first-aid supplies, personal protective equipment, small equipment under \$5,000 not considered "attractive".
- (2) all city staff, 2 employee appreciation events-BBQ and employee of the year awards.
- (3) 75% of the cost of a mechanic's lift to maintain vehicles and equipment. Remained in Stormwater.

City of Sammamish

American Rescue Plan Act Fund

Budget to Actual Expenditure Comparison

Month Ending September 30, 2021

Account Number	Description	BUDGET	Monthly Actual	YTD Actual Expended	YTD % Expended
002-000-518-90-41-00	Professional Services	\$ 2,379,956	\$ -	\$ -	0%
TOTAL DEBT SERVICE		\$ 2,379,956	\$ -	\$ -	0%
TOTAL FUND		\$ 2,379,956	\$ -	\$ -	0%

City of Sammamish

Street Fund

**Budget to Actual Expenditure Comparison
Month Ending September 30, 2021**

Account Number	Description	BUDGET	Monthly Actual	YTD Actual Expended	YTD % Expended
101-000-597-00-00-01	Oper Trnsfr - General Fund	\$ 10,982,216	\$ 145,714.79	\$ 10,688,518.18	97%
TOTAL INTERFUND		\$ 10,982,216	\$ 145,714.79	\$ 10,688,518.18	97%
TOTAL FUND		\$ 10,982,216	\$ 145,714.79	\$ 10,688,518.18	97%

Street Fund expenditures moved to the Public Works department in the General Fund in 2021.

City of Sammamish

G.O. Debt Service Fund

**Budget to Actual Expenditure Comparison
Month Ending September 30, 2021**

Account Number	Description	BUDGET	Monthly Actual	YTD Actual Expended	YTD % Expended
201-000-591-95-71-01	PWTF Loan Princ	\$ 533,333	\$ -	\$ 533,333.34	100%
201-000-592-95-83-01	Interest on PWTF Debt	2,667	-	2,666.67	100%
TOTAL DEBT SERVICE		\$ 536,000	\$ -	\$ 536,000.01	100%
TOTAL FUND		\$ 536,000	\$ -	\$ 536,000.01	100%

City of Sammamish

General Government Capital Improvement Fund

Budget to Actual Expenditure Comparison

Month Ending September 30, 2021

Account Number	Description	BUDGET	Monthly Actual	YTD Actual Expended	YTD % Expended
301-000-594-19-64-00	Art Sculpture	\$ 200,000	\$ -	\$ -	0%
301-000-594-73-63-02	MOC Improvements	3,469,100	-	-	0%
301-104-594-73-63-00	Fire St 81 Sewer Connection	500,000	-	-	0%
301-105-594-73-63-00	Fire St 82 Improvements	250,000	-	-	0%
301-107-594-73-63-00	Boys/Girls Club Parking Lot	200,000	-	-	0%
301-111-594-73-63-00	City Hall Renovation	150,000	-	-	0%
301-112-594-73-63-00	MOC Renovation	-	574,539.30	819,616.98	*
TOTAL CAPITAL		\$ 4,769,100	\$ 574,539.30	\$ 819,616.98	17%
TOTAL FUND		\$ 4,769,100	\$ 574,539.30	\$ 819,616.98	17%

City of Sammamish

Parks Capital Improvement Fund

Budget to Actual Expenditure Comparison

Month Ending September 30, 2021

Account Number	Description	BUDGET	Monthly Actual	YTD Actual Expended	YTD % Expended
Sammamish Commons					
302-315-594-76-63-00	Skate Park Rehab	\$ 300,000	\$ -	\$ -	*
Parks Capital Replacement Program					
302-336-594-76-63-00	Parks Capital Replacement Prog	200,000	-	9,249.64	5%
Capital Contingency Reserve					
302-337-594-76-67-01	Capital Contingency Reserve	68,000	-	-	0%
Land Acquisition					
302-337-594-76-61-00	Land Acquisition	2,573,600	-	50,000.00	2%
Sammamish Landing					
302-341-594-76-63-00	Reard/Freed Farmhouse	115,900	-	32,702.10	28%
Big Rock Park					
302-374-594-76-63-00	Big Rock Park Site B-Phase I	-	213.97	365,226.61	*
302-380-594-76-63-00	Beaton/Big Rock Park Mstr Pln	125,000	-	-	0%
Beaver Lake Park					
302-319-594-76-63-00	Bvr Lake Ballfield Rehab	100,000	2,500.00	17,277.56	17%
Trails/Pathways					
302-317-594-76-63-00	Environ Interpret/Habitat Sign	25,000	-	-	0%
302-352-594-76-63-00	Samm Trail Connection-Phase I	200,000	-	-	0%
E. Sammamish Park					
302-314-594-76-63-00	Pickleball Courts	150,000	-	-	0%
Future Trail Connections					
302-361-594-76-63-00	Future Trail Connections	500,000	-	-	0%
School Parks					
302-316-594-76-63-00	Inglewood MS Artificial Turf	699,800	-	65,385.74	9%
302-320-594-76-63-00	Eastlake Field #3 Turf Replcmt	280,000	-	-	0%
Town Center Park Projects					
302-372-594-76-63-00	Future Town Center Park Project	150,000	-	-	0%
ADA Barrier Removal					
302-381-594-76-63-00	Parks ACA Barrier Removal	175,000	-	-	0%
Klahanie Park Master Plan					
302-377-594-76-63-00	Klahanie Park Master Plan	86,600	-	2,115.00	2%
Park Wayfinding					
302-378-594-76-63-00	Park Systemwide Wayfinding	61,500	-	15,612.91	25%
TOTAL CAPITAL		\$ 5,810,400	\$ 2,713.97	\$ 557,569.56	10%
302-000-597-00-00-01	Transfer to General Fund	\$ 25,000	\$ -	\$ 25,000.00	
TOTAL INTERFUND		\$ 25,000	\$ -	\$ 25,000.00	100%
TOTAL FUND		\$ 5,835,400	\$ 2,713.97	\$ 582,569.56	10%

City of Sammamish

Transportation Capital Improvement Fund

Budget to Actual Expenditure Comparison

Month Ending September 30, 2021

Account Number	Description	BUDGET	Monthly Actual	YTD Actual Expended	YTD % Expended
Sidewalk Program					
340-118-595-61-63-00	Sidewalk Program	\$ -	\$ -	\$ 67.35	*
Issaquah Fall City Road					
340-150-595-10-61-00	IFCR Phase 1: 242nd - Klahanie	-	-	233.65	
340-150-595-10-63-00	IFCR Phase 1: 242nd - Klahanie	2,730,000	(134,013.82)	6,964,383.66	255%
340-150-595-10-63-02	IFCR Ph 2: Klahanie-Iss/Bvr Lk Rd	100,000	12,651.52	57,022.47	57%
218th Avenue SE					
340-152-595-30-63-00	218th/216th: SE 4th to Inglewood	43,000	-	-	0%
SE 4th Street Design					
340-157-595-30-61-00	SE 4th St Land		-	184,483.24	
340-157-595-30-63-00	SE 4th St Design/Construction	-	11,981.32	258,879.66	*
Sahalee Way 220th to City Limits					
340-162-595-30-63-00	Sahalee Way 220th to C.L.	14,000	-	103.60	1%
ITS Phase 2					
340-165-595-30-63-00	ITS Phase 2-228th/NE 12th-SR202	600,000	4,754.06	337,106.17	56%
ITS Phase 3					
340-173-595-30-63-00	ITS Phase 3-Closed Circuit TV	50,000	-	-	0%
8th/218th: 212th - SE 4th					
340-166-595-30-63-00	8th/218th: 212th - SE 4th	47,000	-	-	0%
Issaquah Pine Lake Road					
340-169-595-30-63-00	IPLR Design	-	-	27,392.94	*
Sahalee Way					
340-176-595-30-63-00	Non-motorized	500,000	-	-	
212th Gap Project					
340-409-595-30-63-00	212th Ave Gap	-	-	-	
OTHER NON-MOTORIZED					
340-412-595-30-63-00	Ada Barrier Removal	296,500	-	-	0%
TOTAL CAPITAL		\$ 4,380,500	\$ (104,626.92)	\$ 7,829,672.74	179%
340-000-581-20-00-00	I/F Loan Repayment to Gen Fund	\$ 9,000,000	\$ -	\$ -	
340-000-597-00-00-21	Oper Trnsfr - Debt Svc PWTF	536,000	0.70	536,000.68	100%
TOTAL INTERFUND		\$ 9,536,000	\$ 0.70	\$ 536,000.68	6%
TOTAL FUND		\$ 13,916,500	\$ (104,626.22)	\$ 8,365,673.42	60%

City of Sammamish

Surface Water Management Fund

Budget to Actual Expenditure Comparison
Month Ending September 30, 2021

Account Number	Description	BUDGET	Monthly Actual	YTD Actual Expended	YTD % Expended
Administration					
408-000-531-31-11-00	Salaries	\$ 184,100	\$ 18,437.40	\$ 131,428.47	71%
408-000-531-31-12-00	Overtime	1,000	-	226.53	23%
408-000-531-31-21-00	Benefits	78,700	6,001.61	44,800.63	57%
TOTAL PERSONNEL		\$ 263,800	\$ 24,439.01	\$ 176,455.63	67%
408-000-531-31-31-00	Office & Operating Supplies	\$ 700	\$ -	\$ 27.65	4%
408-000-531-31-31-01	Meetings	700	-	-	0%
408-000-531-31-32-00	Fuel	2,000	-	-	0%
TOTAL SUPPLIES		\$ 3,400	\$ -	\$ 27.65	1%
408-000-531-31-41-00	Professional Services (1)	\$ 77,500	\$ -	\$ 107,551.22	139%
408-000-531-31-41-51	Intergovernmental Services (2)	97,050	-	53,894.74	56%
408-000-531-31-41-53	Intergovernmental Taxes (3)	135,000	922.86	86,329.55	64%
408-000-531-31-41-99	Operating Contingency	20,000	-	-	0%
408-000-531-31-41-52	I/G Svcs-Beaver Lake Mgmt Dist	101,000	-	6,874.23	7%
408-000-531-31-43-00	Travel	550	-	-	0%
408-000-531-31-49-03	Training - Seminars/Conference	1,650	-	50.00	3%
TOTAL SERVICES & CHARGES		\$ 432,750	\$ 922.86	\$ 254,699.74	59%
TOTAL ADMINISTRATION		\$ 699,950	\$ 25,361.87	\$ 431,183.02	62%
Planning Section					
408-000-531-33-41-02	Laughing Jacobs Creek Plan	\$ 50,000	\$ -	\$ 32,295.71	65%
TOTAL SERVICES & CHARGES		\$ 50,000	\$ -	\$ 32,295.71	65%
TOTAL PLANNING		\$ 50,000	\$ -	\$ 32,295.71	65%
Engineering Section					
408-000-531-32-11-00	Salaries	\$ 851,500	\$ 46,171.03	\$ 464,155.85	55%
408-000-531-32-12-00	Overtime	1,000	-	106.92	11%
408-000-531-32-21-00	Benefits	306,400	17,344.92	183,082.90	60%
TOTAL PERSONNEL		\$ 1,158,900	\$ 63,515.95	\$ 647,345.67	56%
408-000-531-32-31-00	Office & Operating Supplies	\$ 17,000	\$ 80.12	\$ 567.31	3%
408-000-531-32-31-01	Meetings	1,700	-	-	0%
408-000-531-32-31-04	Safety Clothing	750	-	473.46	63%
408-000-531-32-32-00	Fuel	2,000	-	2,636.22	132%
408-000-531-32-34-00	Maps	200	-	-	0%
408-000-531-32-35-00	Small Tools & Minor Equipment	1,500	-	1,032.64	69%
TOTAL SUPPLIES		\$ 23,150	\$ 80.12	\$ 4,709.63	20%
408-000-531-32-41-00	Professional Services (4)	\$ 840,000	\$ 33,911.29	\$ 401,987.05	48%
408-000-531-32-41-05	Beaver Management Program	-	-	5,525.00	*
408-000-531-32-42-00	Communications	3,000	414.00	2,624.74	87%
408-000-531-32-43-00	Travel	1,000	-	-	0%
408-000-531-32-49-01	Memberships	950	343.00	511.90	54%
408-000-531-32-49-03	Training - Seminars/Conference	5,100	175.00	662.15	13%
TOTAL SERVICES & CHARGES		\$ 850,050	\$ 34,843.29	\$ 411,310.84	48%

Account Number	Description	BUDGET	Monthly Actual	YTD Actual Expended	YTD % Expended
TOTAL ENGINEERING		\$ 2,032,100	\$ 98,439.36	\$ 1,063,366.14	52%
Maintenance & Operations Section					
408-000-531-35-11-00	Salaries	\$ 502,900	\$ 29,410.37	\$ 348,746.10	69%
408-000-531-35-12-00	Overtime	16,000	3,757.29	14,985.95	94%
408-000-531-35-14-00	On-Call Pay	8,800	1,716.00	14,091.00	160%
408-000-531-35-21-00	Benefits	271,900	13,558.54	181,241.45	67%
TOTAL PERSONNEL		\$ 799,600	\$ 48,442.20	\$ 559,064.50	70%
408-000-531-35-31-00	Office & Operating Supplies	\$ 124,600	\$ 3,264.70	\$ 22,459.74	18%
408-000-531-35-31-04	Safety Clothing	7,800	1,021.58	2,840.96	36%
408-000-531-35-32-00	Fuel	24,000	-	11,915.15	50%
408-000-531-35-35-00	Small Tools & Minor Equipment	3,200	685.99	2,092.22	65%
TOTAL SUPPLIES		\$ 159,600	\$ 4,972.27	\$ 39,308.07	25%
408-000-531-35-41-00	Professional Services (5)	\$ 1,461,000	\$ 10,486.43	\$ 393,429.63	27%
408-000-531-35-41-01	Prof. Services-General Fund (6)	252,835	21,069.58	189,626.22	75%
408-000-531-35-41-05	Beaver Management Program	20,000	9,400.00	14,625.00	73%
408-000-531-35-42-00	Communications	3,000	256.49	2,999.34	100%
408-000-531-35-43-00	Travel	900	-	-	0%
408-000-531-35-45-00	Operating Rentals & Leases	21,100	622.51	1,625.04	8%
408-000-531-35-47-00	Utility Services	41,500	757.63	19,615.16	47%
408-000-531-35-48-00	Repair & Maintenance	33,000	-	7,647.90	23%
408-000-531-35-49-00	Miscellaneous	-	-	158.25	*
408-000-531-35-49-03	Training - Seminars/Conference	17,100	-	3,674.66	21%
TOTAL SERVICES & CHARGES		\$ 1,850,435	\$ 42,592.64	\$ 633,401.20	34%
408-000-594-35-64-00	Machinery & Equipment (7)	\$ 7,500	\$ -	\$ -	0%
TOTAL CAPITAL		\$ 7,500	\$ -	\$ -	0%
TOTAL MAINTENANCE & OPERATIONS		\$ 2,817,135	\$ 96,007.11	\$ 1,231,773.77	44%
For Finance Use Only-Do Not Code Invoices to these account numbers					
Total Interfund Section					
408-000-597-00-00-48	Operating Transfers - CIP	\$ 3,672,000	\$ 306,000.00	\$ 2,754,000.00	75%
408-000-531-35-49-51	SWM - Fleet Replacement	47,870	3,989.17	35,902.53	75%
408-000-531-35-48-51	SWM - Fleet R & M	66,443	5,536.92	49,832.28	75%
408-000-531-39-41-52	Interfund - Technology	359,452	29,954.33	269,588.97	75%
408-000-531-39-46-53	Interfund - Risk Management	62,400	5,200.00	52,000.00	83%
TOTAL INTERFUND		\$ 4,208,165	\$ 350,680.42	\$ 3,161,323.78	75%
TOTAL FUND		\$ 9,807,350	\$ 570,488.76	\$ 5,919,942.42	60%

- (1) Cost of having King County bill for Sammamish stormwater fees. 1% of the SW fee billing plus \$1.63 per account.
- (2) Annual NPDES permit fees, water monitoring, WRIA 8 cost share.
- (3) State B & O taxes on stormwater revenue received by the city.
- (4) 228th repair-\$530,000. Water quality monitoring, stormwater outreach education, biologist to assist with permitting, geotechnical consultant, watershed planning, source control programming.
- (5) Street sweeping, storm system vactoring, storm vault filter replacements, ditch cleaning, & storm pond mowing services-NPDES maintenance requirements.
- (6) Reimbursement for Facility Department costs paid by the General Fund.
- (7) 25% of the cost of a mechanic's lift to maintain vehicles and equipment. Remaining 75% in General Fund, Non-depart.

City of Sammamish

Surface Water Capital Projects Fund

Budget to Actual Expenditure Comparison
Month Ending September 30, 2021

Account Number	Description	BUDGET	Monthly Actual	YTD Actual Expended	YTD % Expended
Sidewalk Program					
438-318-595-40-63-00	Sidewalk Program	\$ 25,000	\$ -	\$ -	0%
Drainage Resolutions					
438-413-595-40-63-00	Drainage Capital Resolutions	50,000	-	10,056.76	20%
Zackuse Creek					
438-431-595-40-63-00	Zackuse Fish Pass/Stream Rest	-	-	23,902.42	*
Property Acquisition Fund					
438-441-595-40-61-00	Property Acquisition Fund	250,000	-	-	0%
Opportunity Fund					
438-442-595-40-63-00	Opportunity Fund	50,000	-	-	0%
George Davis Creek Fish Passage					
438-472-595-40-63-00	George Davis Creek Fish Passage	3,000,000	-	34,805.25	1%
Ebright Creek Fish Passage					
438-473-595-40-63-00	Ebright Creek Fish Passage	1,600,000	187,142.99	306,530.71	19%
Hazel Wolf Culvert					
438-480-595-40-63-00	Hazel Wolf Culvert Improvement	150,000	-	-	0%
Drainage Resolutions-Major Stormwater Repairs					
438-474-595-40-63-00	Basin Plan Project Impementation	150,000	-	-	0%
438-476-595-40-63-00	Storm Retrofit	-	-	19,730.16	*
SWM Component of Transp. Projects					
438-437-595-40-63-00	Iss Fall City Rd 42nd to Klahanie	300,000	-	108,676.19	36%
438-466-595-40-63-00	Future non-motorized	125,000	-	-	0%
438-315-595-40-63-00	Intersection & Safety Improvement	25,000	-	-	0%
438-477-595-40-63-00	Neighborhood TIP Projects	15,000	-	-	0%
TOTAL CAPITAL		\$ 5,740,000	\$ 187,142.99	\$ 503,701.49	9%
438-000-582-38-79-01	King Co Rev Bonds-2001	\$ 9,768	\$ -	\$ -	0%
438-000-592-38-89-01	King Co Rev Bonds-2001	488	-	244.18	50%
TOTAL INTERGOVERNMENTAL		\$ 10,256	\$ -	\$ 244.18	2%
TOTAL FUND		\$ 5,750,256	\$ 187,142.99	\$ 503,945.67	9%

City of Sammamish

Equipment Rental & Replacement Fund

**Budget to Actual Expenditure Comparison
Month Ending September 30, 2021**

Account Number	Description	BUDGET	Monthly Actual	YTD Actual Expended	YTD % Expended
501-000-548-65-31-00	Vehicle/Equipment Supplies	\$ 15,000	\$ 785.39	\$ 2,097.33	14%
501-000-548-65-35-00	Small Tools and Equipment	5,000	-	-	0%
TOTAL SUPPLIES		\$ 20,000	\$ 785.39	\$ 2,097.33	10%
501-000-548-65-41-00	Professional Services	\$ 10,000	\$ 1,285.30	\$ 1,764.07	18%
501-000-548-65-41-01	Professional Services-auction	-	-	565.73	*
501-000-548-65-45-00	Operating Rentals	-	-	-	*
501-000-548-65-48-00	Repairs and Maintenance	228,135	2,008.81	64,558.14	28%
501-000-548-65-48-07	Repair & Maint - Parts	55,000	243.92	46,617.52	85%
TOTAL SERVICES & CHARGES		\$ 293,135	\$ 3,538.03	\$ 113,505.46	39%
501-000-594-48-64-00	Machinery & Equipment (1)	\$ 162,702	\$ -	\$ 8,102.84	5%
TOTAL CAPITAL		\$ 162,702	\$ -	\$ 8,102.84	5%
TOTAL FUND		\$ 475,837	\$ 4,323.42	\$ 123,705.63	26%

(1) 2021 Replacements.

- V037 2012 Ford F450 4X4 Supercab \$74,342
- V044 2013 Ford F450 2WD Supercab Flatbed \$73,548
- E119 John Deere Bunker Rake \$14,812

City of Sammamish

Information Technology Fund

**Budget to Actual Expenditure Comparison
Month Ending September 30, 2021**

Account Number	Description	BUDGET	Monthly Actual	YTD Actual Expended	YTD % Expended
502-000-518-81-11-00	Salaries	\$ 1,010,100	\$ 81,182.70	\$ 738,328.07	73%
502-000-518-81-12-00	Overtime	5,000	28.93	5,383.39	108%
502-000-518-81-21-00	Benefits	398,400	30,809.48	286,219.65	72%
TOTAL PERSONNEL		\$ 1,413,500	\$ 112,021.11	\$ 1,029,931.11	73%
502-000-518-81-31-00	Office & Operating Supplies	\$ 20,000	\$ 27,896.97	\$ 53,432.30	267%
502-000-518-81-35-00	Small Tools & Minor Equipment	218,000	15,968.18	42,870.61	20%
TOTAL SUPPLIES		\$ 238,000	\$ 43,865.15	\$ 96,302.91	40%
502-000-518-81-41-00	Professional Services (1)	\$ 480,000	\$ 19,366.75	\$ 377,601.63	79%
502-000-518-81-41-01	Prof Svcs-Ortho Photography	70,000	-	-	0%
502-000-518-81-41-51	Intergovernmental Services	75,000	12,498.84	37,496.52	50%
502-000-518-81-42-00	Communications	7,000	1,074.35	9,155.45	131%
502-000-518-81-43-00	Postage	1,500	-	-	0%
502-000-518-81-45-00	Operating Rentals & Leases	27,500	4,266.97	31,748.37	115%
502-000-518-81-48-00	Repair & Maintenance (2)	470,000	-	167,656.55	36%
502-000-518-81-48-01	Council Chambers AV Repair	100,000	11,568.34	32,765.35	33%
502-000-518-81-49-01	Memberships	200	-	247.03	124%
502-000-518-81-49-03	Training - Seminars/Conference	43,000	769.60	3,236.07	8%
TOTAL SERVICES & CHARGES		\$ 1,274,200	\$ 49,544.85	\$ 659,906.97	52%
502-000-594-18-64-00	Machinery & Equipment	\$ 385,000	\$ 5,250.00	\$ 61,598.31	16%
TOTAL CAPITAL		\$ 385,000	\$ 5,250.00	\$ 61,598.31	16%
TOTAL FUND		\$ 3,310,700	\$ 210,681.11	\$ 1,847,739.30	56%

City of Sammamish

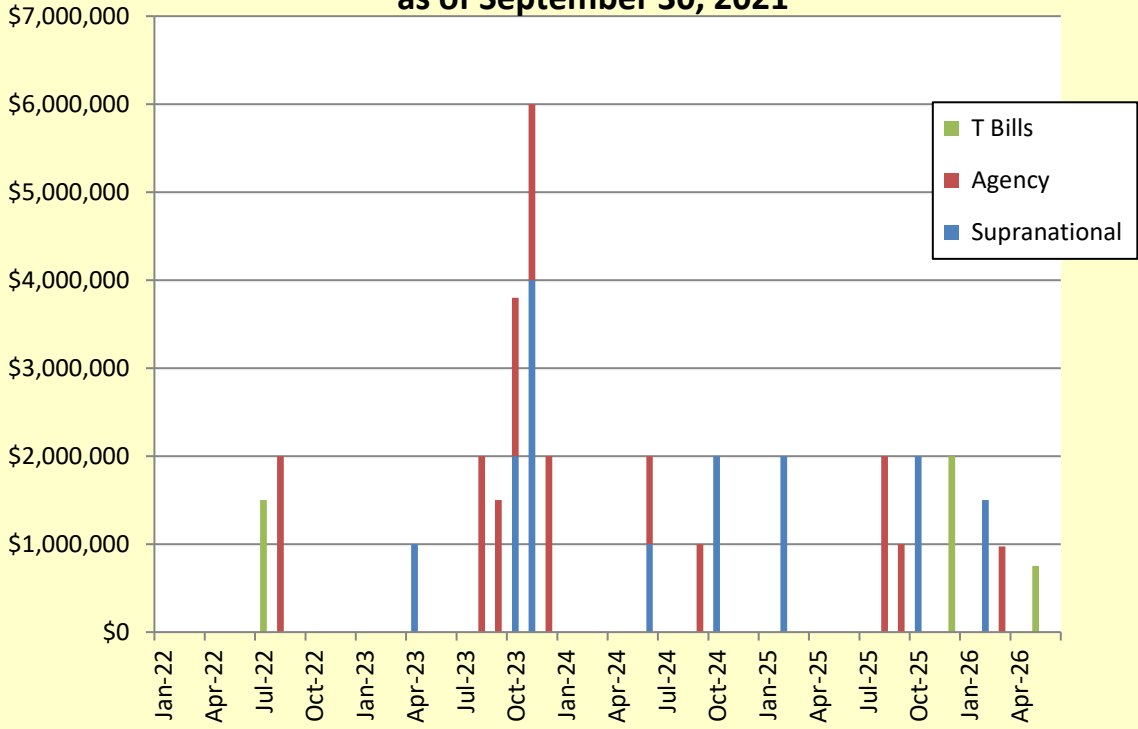
Risk Management Fund

**Budget to Actual Expenditure Comparison
Month Ending September 30, 2021**

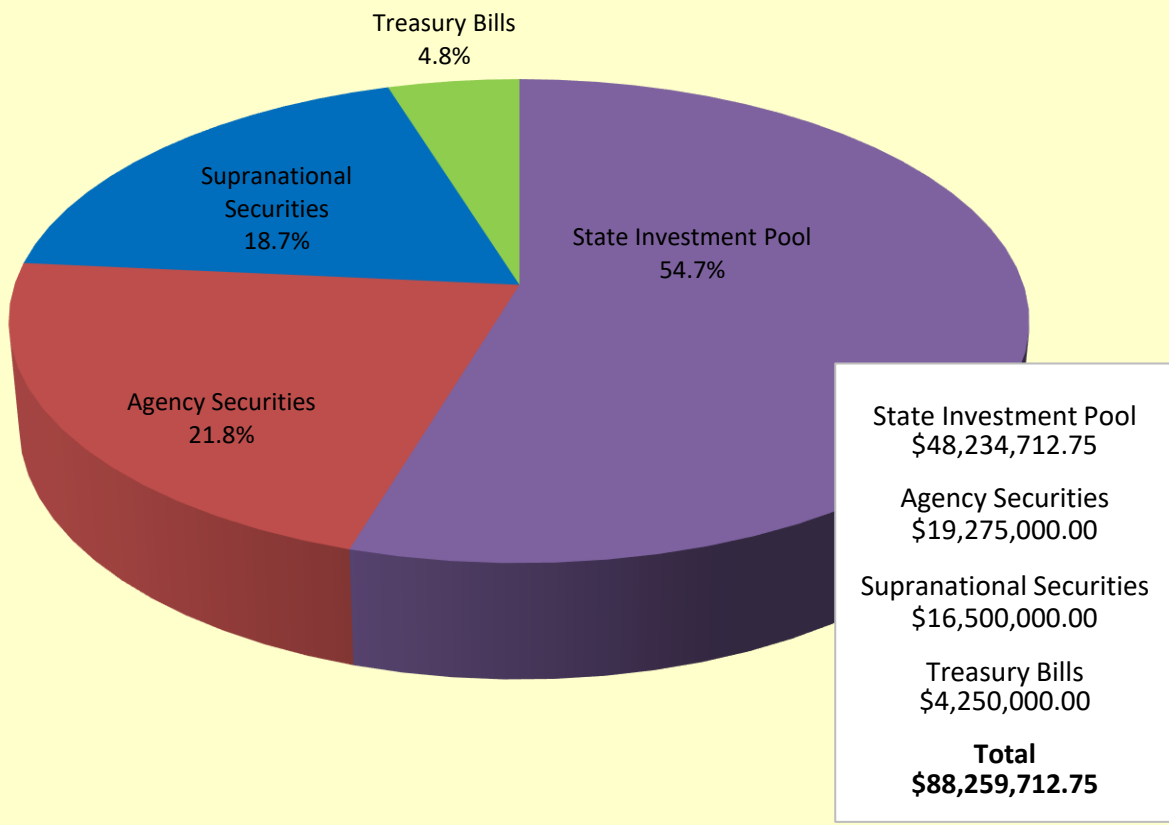
Account Number	Description	BUDGET	Monthly Actual	YTD Actual Expended	YTD % Expended
503-000-517-70-22-00	Unemployment Benefits	\$ 55,000	\$ -	\$ 23,965.31	44%
TOTAL PERSONNEL		\$ 55,000	\$ -	\$ 23,965.31	44%
503-000-518-90-46-00	Insurance	\$ 440,000	\$ -	\$ 439,600.02	100%
503-000-518-90-49-00	Miscellaneous	3,000	-	1,300.00	43%
TOTAL SERVICES & CHARGES		\$ 443,000	\$ -	\$ 440,900.02	100%
TOTAL FUND		\$ 498,000	\$ -	\$ 464,865.33	93%

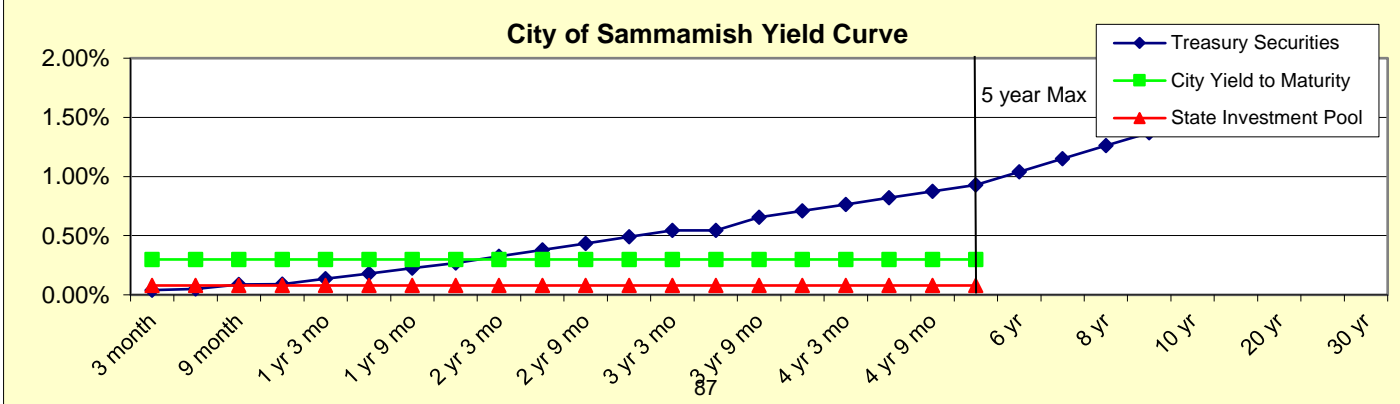
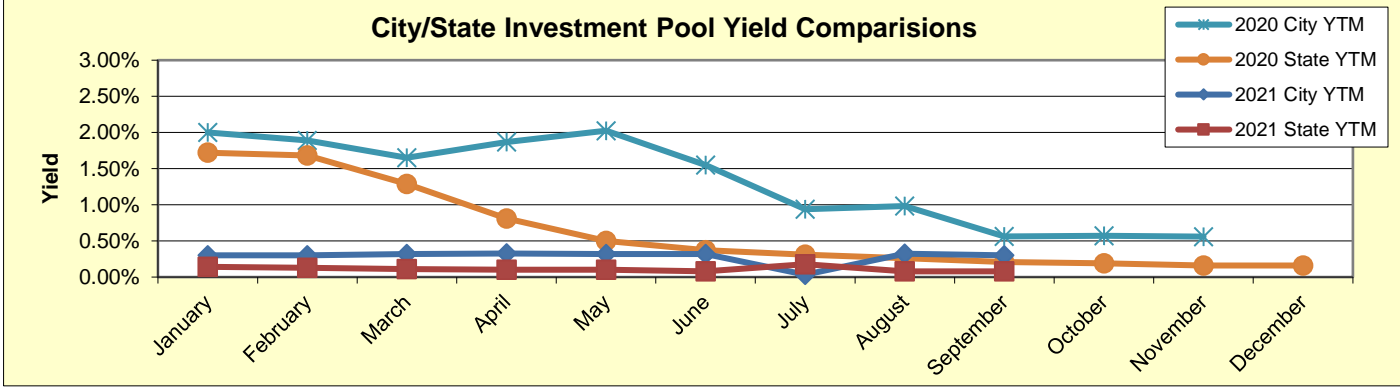
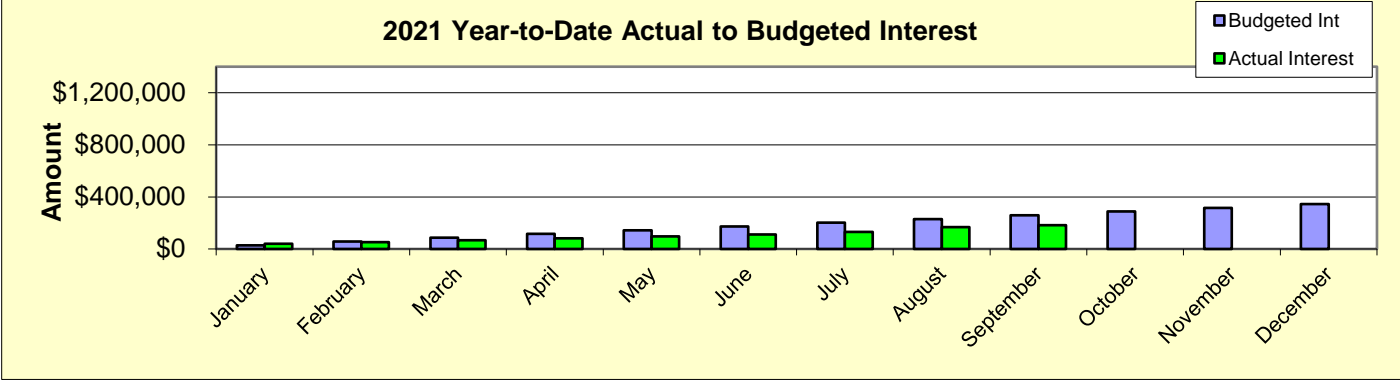
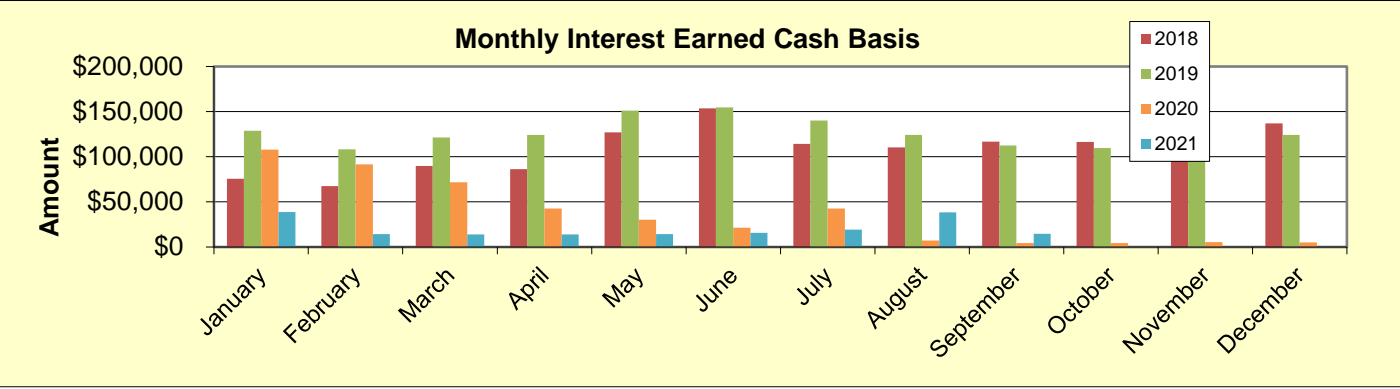
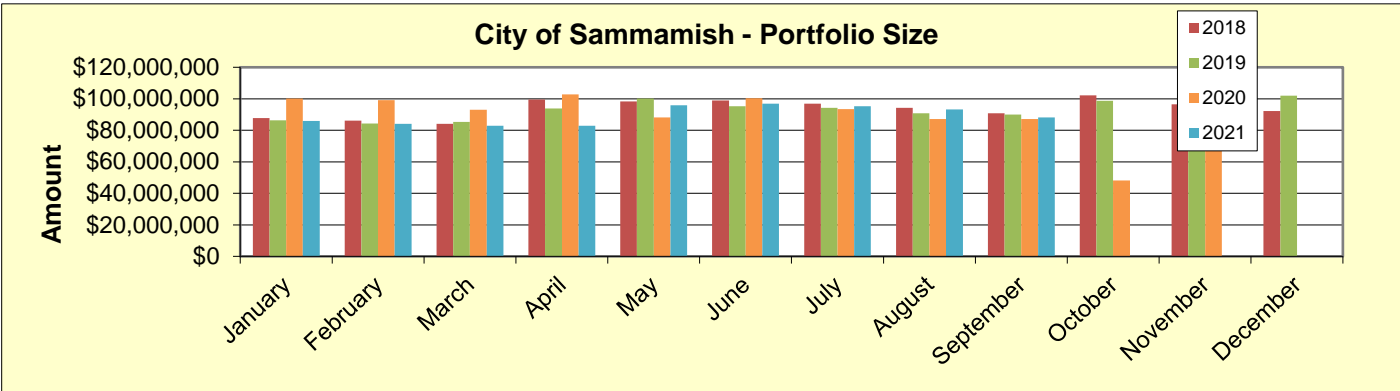
INVESTMENT PORTFOLIO

City of Sammamish Portfolio Maturities as of September 30, 2021



Investments By Category





City of Sammamish
Investment Portfolio
Average Life
As of 09/30/2021

Effective Yield	Actual	Benchmark*
9/30/2021	0.32%	0.52%
3 Months		0.64%
6 Months		0.74%
1 Year		0.99%

*Benchmark equal to U.S. Treasury rates for applicable period

City of Sammamish
Investment Portfolio
Maturity Structure
As of 09/30/2021

Days to Maturity	Latest Maturity Dates	Par Amount	% of the Total	Target %
Overnight	09/30/21	48,234,712.75	54.7%	
2 days to 6 mo	03/29/22	3,000,000.00	3.4%	
6 mo to 1 yr	09/30/22	3,500,000.00	4.0%	
1 yr to 2 yrs	09/30/23	4,500,000.00	5.1%	
2 yrs and less subtotal		59,234,712.75	67.1%	> 65.0%
2 yrs to 3 yrs	09/30/24	14,300,000.00	16.2%	
3 yrs to 4 yrs	09/30/25	7,000,000.00	7.9%	
4 yrs to 5 yrs	09/30/26	7,725,000.00	8.8%	
Greater than 2 yrs		29,025,000.00	32.9%	< 35.0%
Total		88,259,712.75	100.0%	

City of Sammamish
Investment Portfolio
Diversification Structure
As of 09/30/2021

Type of Security	Par Amount	Type %	Type Max %	Class Max %
State Investment Pool	48,234,712.75	54.65%		
Local Pool Sub-Total	48,234,712.75	54.65%		100%
Federal Farm Credit Bank	5,000,000.00	5.67%	20%	
Federal Agricultural Mtg Corp	-	0.00%	20%	
Federal Home Loan Mort Corp	8,300,000.00	9.40%	20%	
Federal Nat'l Mtg Assn	3,000,000.00	3.40%	20%	
Federal Home Loan Bank	2,975,000.00	3.37%	20%	
Resolution Funding Corp	-	0.00%	20%	
Federal Agency Sub-Total	19,275,000.00	21.84%		80%
US Treasury Note	4,250,000.00	4.82%		
Financing Corp	-	0.00%		
US Treasury Sub-Total	4,250,000.00	4.82%		100%
Asian Development Bank	4,500,000.00	5.10%		
Inter-American Development Bank	4,500,000.00	5.10%		
International Finance Corporation	500,000.00	0.57%		
International Bank for R & D	7,000,000.00	7.93%		
Supranational Sub	16,500,000.00	18.69%		20%
Total	88,259,712.75	100.00%	n/a	n/a