





City of Sammamish PRO Plan Survey July 2010

HR HEBERT RESEARCH, INC.
www.HebertResearch.com



Executive Summary
City of Sammamish Parks and Recreation
2010 Community Survey for PRO Plan

Prepared by:

Hebert Research, Inc.

13629 NE Bel-Red Rd.

Bellevue, WA 98005

Phone: (425) 643-1337

www.hebertresearch.com

Research Team Members

Jim Hebert

President and CEO

Raechelle Turner

Director of Public Policy

Brian Ritchie

Research Analyst

Table of Contents

Background and Research Goal	1
Research Objectives	2
Research Methodology	4
Respondent Profile.....	7
Frequency of Using Parks & Rec. Facilities in the Last 12 Months.....	8
Overall Satisfaction with Parks and Recreation Programs and Facilities	10
Sources of Information Used to Learn About Parks and Recreation Programs.....	12
Likelihood to Use Community and Aquatic Center	13
Aquatic Center Features Most Likely to Use	17
Aquatic Center Programs Most Likely to Participate In	18
Preference for Indoor v. Outdoor Aquatic Center	19
Most Important Features to Include in Community Center	21
Most Important Factors in Choosing Recreational Programs and Facilities	22
Location for Aquatic and Community Center	23
Time Willing to Travel to Community and Aquatic Center	25
Likelihood to Support Increased Property Taxes for Community and Aquatic Center.....	26
Likelihood to Support Increased Property Taxes for Community and Aquatic Center.....	26
Likelihood to Use New or Expanded Parks and Recreation Facilities	27
Preference for Primary Parks and Recreation Project Focus	29
Overall Satisfaction with Existing Trail System	31
Interest in New Trails, Bikeways and Paths	32
Current Activities Using Sammamish Trails	34
Most Important Destinations for Trails.....	35
Interest in Parks Development.....	36
Most Important Amenities for Future Parks Projects	39

Importance of Ability to Walk to Parks and Recreation Facilities.....	40
Maximum Distance Willing to Walk to Parks and Recreation Facilities.....	41
Ability to Find Parking at Existing Parks and Recreation Facilities.....	42
Importance of Parks and Recreation Facilities for Overall Health and Wellness.....	43
Cultural and Arts Programs Attended in Last 12 Months	44
Preferred Cultural and Arts Programs for the City of Sammamish to Offer	46
Preferred Types of Public Art for Sammamish Town Center	47
Other Comments or Suggestions	48
Willingness to Participate in Focus Group	50
Conclusions	51
Appendix 1: Verbatim Responses	53
Appendix 2: Survey Questionnaire.....	70

Background and Research Goal

The Sammamish Parks & Recreation department’s role is to manage parks and facilities, provide recreation services, implement and maintain trails, greenways and preserves, and to be an integral part of open space planning and resource management. To assist in its strategic planning, the department has previously commissioned Hebert Research to conduct surveys of Sammamish citizens in 2006 and 2008. The current research continues these efforts, and has been designed to assess citizen satisfaction with existing services, as well as opinions and preferences regarding potential new or expanded programs.

An area of particular focus is the proposal to construct an aquatic and/or community center within Sammamish. This research examines several issues related to these facilities, including overall level of interest, desired features and programs, and preferred location. It also assesses how likely citizens would be to support these facilities given several prospective increases to property tax rates.



Research Objectives

To address the strategic goals discussed above, this research has been designed to address the following specific objectives:

General

- Assess how frequently residents use existing Parks and Recreation facilities and services.
- Assess residents' satisfaction with existing Parks and Recreation facilities and services.
- Identify the sources of information that residents use to learn about the City's Parks and Recreation programs.
- Assess the likelihood that residents would use certain new or improved parks and recreation facilities.
- Determine what general areas (e.g. parks, sports fields, community center, or trails) residents believe should be the City's top priority.
- Gauge residents' interest in participating in a focus group to discuss parks and recreation issues, and build a list of interested individuals.

Aquatic and Community Center

- Assess the likelihood that residents would use the proposed aquatic center.
- Identify the type of aquatic center facilities and programs that residents are most interested in.
- Assess the likelihood that residents would use the proposed community center.
- Identify the type of community center facilities and programs that residents are most interested in.
- Determine residents' preferred location for the aquatic and community center.
- Gauge residents' willingness to fund the aquatic and community center through increased property taxes.

Open Space Trails

- Assess residents' satisfaction with the City's existing trail system.
- Determine what activities residents currently use the trail system for.
- Gauge the level of interest in new trails, bikeways and paths.
- Determine which locations residents would like new trail projects to connect to and where.

Parks

- Gauge residents' level of interest in land acquisition for new parks, recreation facilities, open spaces and trails.
- Gauge residents' level of interest in improvements to athletic fields in the City.
- Identify what types of amenities residents would most prefer the City to include in future parks.
- Determine how important it is for residents to be able to walk to parks facilities, and how far they are willing to walk to these facilities.
- Assess whether residents believe adequate parking is available at parks facilities.

Health and Wellness

- Identify how important residents believe parks and recreation facilities to be for improving health and wellness in the community.

Arts and Cultural Programs

- Identify what types of arts and cultural programs residents have recently attended.
- Determine what types of arts and cultural programs residents would most like the City to offer.
- Identify what public art features residents would prefer to be included in the new Sammamish Town Center.

Comparative

- Determine whether resident opinions on the above issues vary based on demographics (age and gender).
- Compare results from the 2010 survey to previous City of Sammamish surveys to identify changes and trends in attitudes.

Research Methodology

Sampling Frame


The sampling frame consists of 400 residents of the City of Sammamish.

Questionnaire

The survey questionnaire, created in collaboration with the City of Sammamish, included a total of 35 questions. A copy of the questionnaire is attached at the end of this report.

Telephone Survey

The research employed a survey using interactive voice. This method allowed both inbound and outbound contact: respondents could call researchers back if necessary. Call efficiency was aided electronically through a Computer-Assisted Telephone Interviewing (CATI) system, which randomly selects participants from the call list and prompts with the questions to be asked. The system enables real time data capture during the interview. Potential participants unable to complete the survey during contact, were called up to five times, on different days and at different times during evening and weekend hours.



Sampling (when research assistants participated in data collection) took place between July 1st and July 7th, 2010. The response rate, which is defined by the percent of respondents contacted who agreed to take the full survey, was 67.2%.

Online Survey



An online version of the survey was posted on the City of Sammamish's website with a link on the main page, programmed by Hebert Research staff. Additionally, respondents who declined to take the telephone survey were informed of the available online format option and directed to the City of Sammamish's website if they chose to participate in the research project at another time. The online survey was active from July 2, 2010 to July 19, 2010.

Due to differences in scheduling and phrasing (as well as providing the ability to continue offering the online survey once the telephone survey was complete), data from the online survey was not combined with the phone survey results, and is not included in this report. A forthcoming, straightforward document will report on the results of the online survey and provide univariate runs and data sheets.

Weighting

For univariate data, combined figures have been weighted to be representative of the demographic distribution of the sampled population. Responses have been weighted by gender and age group. See the “respondent profile” section for more information on the unweighted and weighted demographic breakdown of the research.

Analysis

The data gathered was analyzed using well accepted univariate measures of central tendency. Where appropriate, we have included descriptive statistics for continuous (quantifiable) responses. Means represents the average value of the responses. Standard deviation indicates the level of variation in responses: for normally distributed data, approximately 2/3 of responses fall with one standard deviation above or below the mean. Skewness measures the level of symmetry in response: a positive skewness indicates that most responses fall on the left (low) side of the graph, and vice versa. Kurtosis measures the peakedness of the data: in a positive kurtosis distribution, there are pronounced peaks with high frequencies. If kurtosis is negative, responses are more evenly distributed throughout the range.



Multivariate analyses were conducted to examine if differences existed between all combinations of respondent age, gender, race, income, and insurer. Data on the multivariate testing is reported only when significant trends were found on a given question. The multivariate analysis consisted of t-tests, Analysis of Variance (ANOVA) and Chi Square tests, as appropriate for the variables being tested. The statistical procedures utilized were applied with a 95% confidence level for estimating values and/or providing significant inferences. Statistical significance is measured by a p -value; if $p \leq 0.05$, the statistical test is significant; if $p > 0.05$, the statistical test is not



significant. The null hypothesis that was tested was the mean ratings for various variables were similar (95% confidence level) regardless of age, gender, race, income, etc. We have also included measures of association (Eta^2 for ANOVA, and $Cramer's V$ for Chi Square). These measures indicate what proportion of the variance in the dependent variable is due to the independent variable being examined.

When similar questions were asked in previous City of Sammamish surveys, we have included longitudinal comparisons of the data from each year. This assists in detecting changes in public opinion over time. Any notable differences in the phrasing or structure of the questions have been indicated in the descriptions.

Hebert Research has made every effort to produce the highest quality research product possible within the agreed specifications, budget and time schedule. Hebert Research uses those statistical techniques which, in its opinion, are the most accurate possible.

However, inherent in any statistical process is a possibility of error, which must be taken into account in evaluating the results. Statistical research can predict respondent attitudes and behavior only as of the time of the sampling, within the parameters of the project, and within the margin of error inherent within the techniques used.

Evaluations and interpretations of statistical research findings, and decisions based on them, are solely the responsibility of the customer and not that of Hebert Research. The conclusions, summaries and interpretations provided by Hebert Research are based strictly on the analysis of the data gathered and are not to be construed as recommendations. Therefore, Hebert Research neither warrants their viability nor assumes responsibility for the success or failure of any customer actions subsequently taken based on these findings.

Respondent Profile

Gender

The survey slightly oversampled female respondents, which is a common phenomenon in telephone research as women are generally more likely to answer the phone. To correct for this, responses were weighted to reach the approximately 50-50 gender distribution in Sammamish.

Gender	Number Sampled	Percent of Sample (Unweighted)	Percent of Sample (Weighted)
Male	166	41.5	49.6
Female	234	58.5	50.4

Age

As the table below indicates, the age distribution of the sampled respondents was very close to the actual demographic makeup of Sammamish. The adult population of Sammamish is concentrated toward middle-aged individuals, with the largest age segments being 35-44 and 45-54 year olds.

Age Group	Number Sampled	Percent of Sample (Unweighted)	Percent of Sample (Weighted)
18-24	31	7.8	6.4
25-34	59	14.8	12.1
35-44	135	33.8	29.4
45-54	111	27.8	29.3
55-64	39	9.8	15.0
65+	25	6.3	7.7

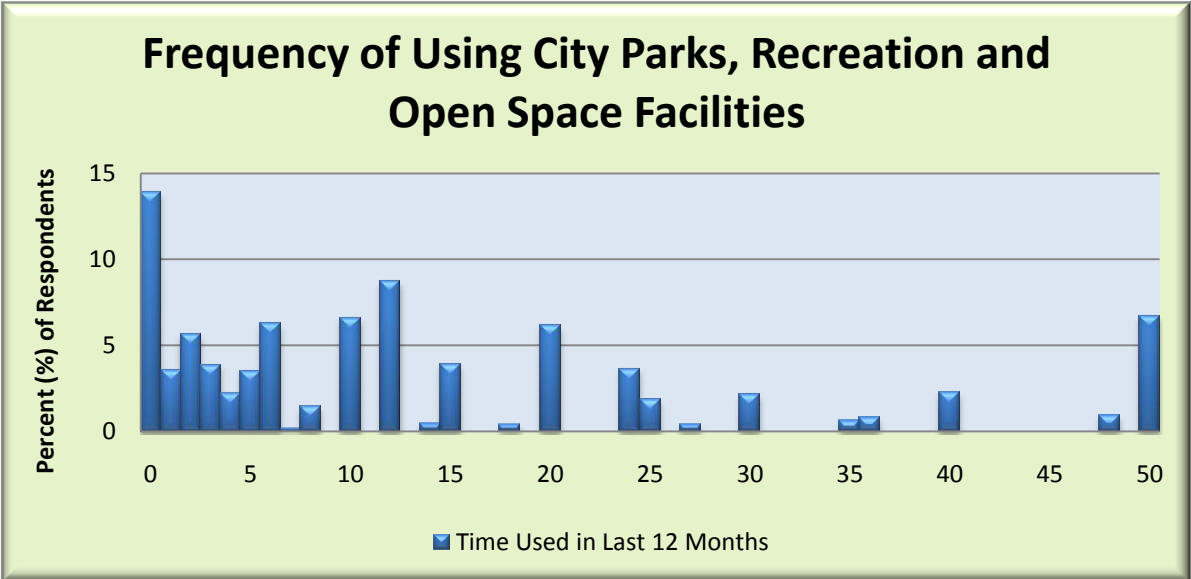
Home Ownership

Home ownership status was included as a demographic category in order to test for differences in opinions about property tax increases. The overwhelming majority of respondents (98%) own their own home. Due to the small sample of renters, multivariate analysis was not conducted with respect to home ownership status.

Home Ownership	Number Sampled	Percent of Sample
Owner	384	98.0
Renter	8	2.0
Total	392	100%

Frequency of Using Parks & Rec. Facilities in the Last 12 Months

Residents were asked how many times they had used parks, recreation and open space facilities in the City of Sammamish in the last 12 months. Responses to this question varied widely, ranging from no use at all, to use every single day. Although the single largest group (13.9%) reported zero uses, the vast majority of the sample used parks facilities at least once. Slightly over half of the respondents (55.9%) used parks less than 12 times per year, or once per month on average, whereas 44.1% made more than one visit per month on average.



> 50 times per year	Percent	> 50 times per year	Percent
52	2.0%	180	0.5%
60	0.7%	182	0.3%
70	0.1%	183	0.2%
89	0.3%	200	1.6%
90	0.2%	230	0.2%
100	3.0%	250	0.6%
120	0.7%	300	1.3%
150	0.2%	330	0.2%
156	0.1%	363	0.2%
160	0.4%	365	0.7%
175	0.2%	180	0.5%

Mean	Standard Deviation	Skewness	Kurtosis
34.30	63.43	3.25	11.15

Multivariate Analysis

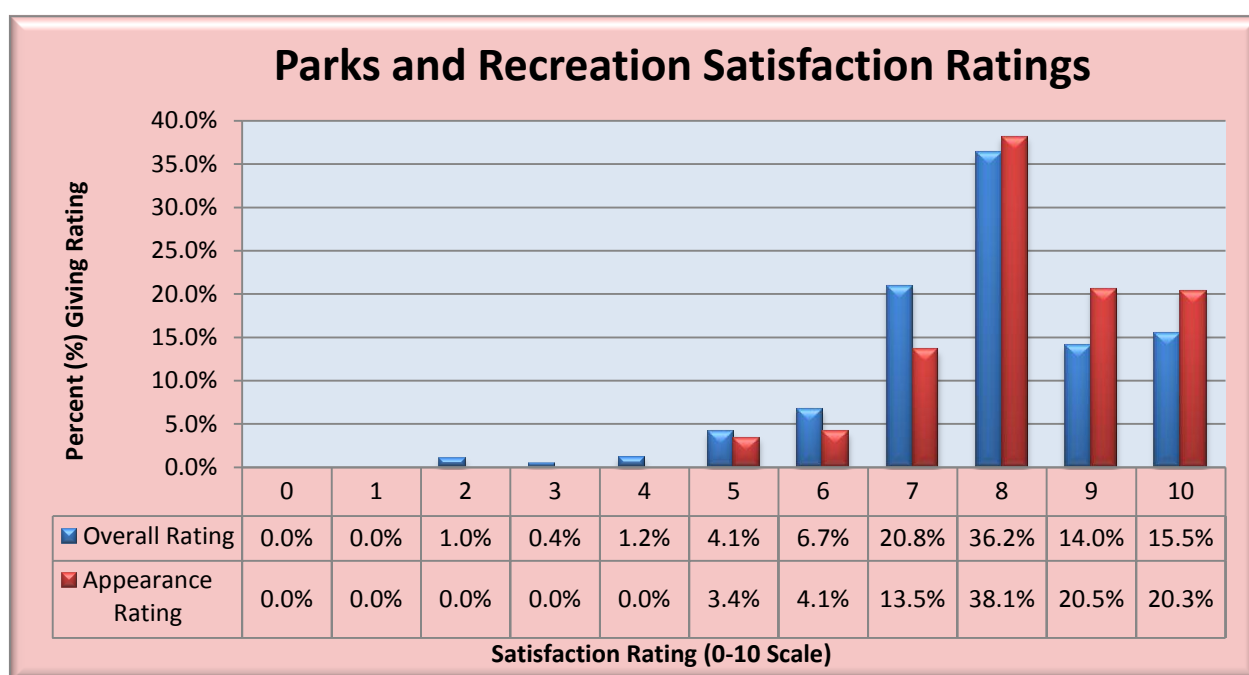
Women, on average, used parks significantly more in the past 12 months than did men ($p = 0.029$, $\text{Eta}^2 = 0.012$). A possible explanation is that, among families with children, women may be more likely to take children to parks.

Gender	Mean Number of Times Used
Male	27.26
Female	41.17

Overall Satisfaction with Parks and Recreation Programs and Facilities

Respondents were asked to rate their overall satisfaction with Parks and Recreation facilities and services, and to rate their satisfaction with the appearances of these facilities. Both ratings were conducted on a 0-10 scale, where 0 means “not at all satisfied” and 10 means “highly satisfied.”

Ratings for both questions were generally strong, with means of 7.86 for overall satisfaction and 8.29 for satisfaction with appearance. For both issues the most common rating was an 8. Only a handful of residents rated their overall satisfaction a 4 or below, and *no* residents gave a rating of 4 or below on appearance.



	Mean	Standard Deviation	Skewness	Kurtosis
Overall Satisfaction	7.86	1.50	-0.89	1.82
Satisfaction with Appearance	8.29	1.24	-0.49	0.10

Multivariate Analysis

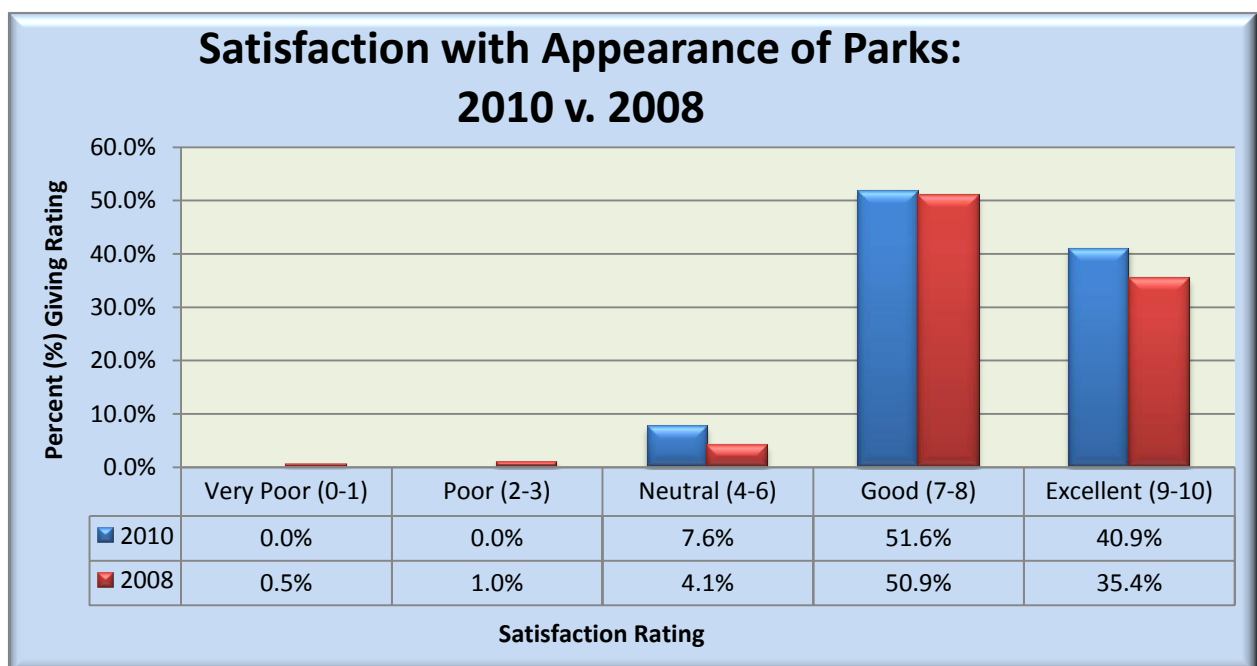
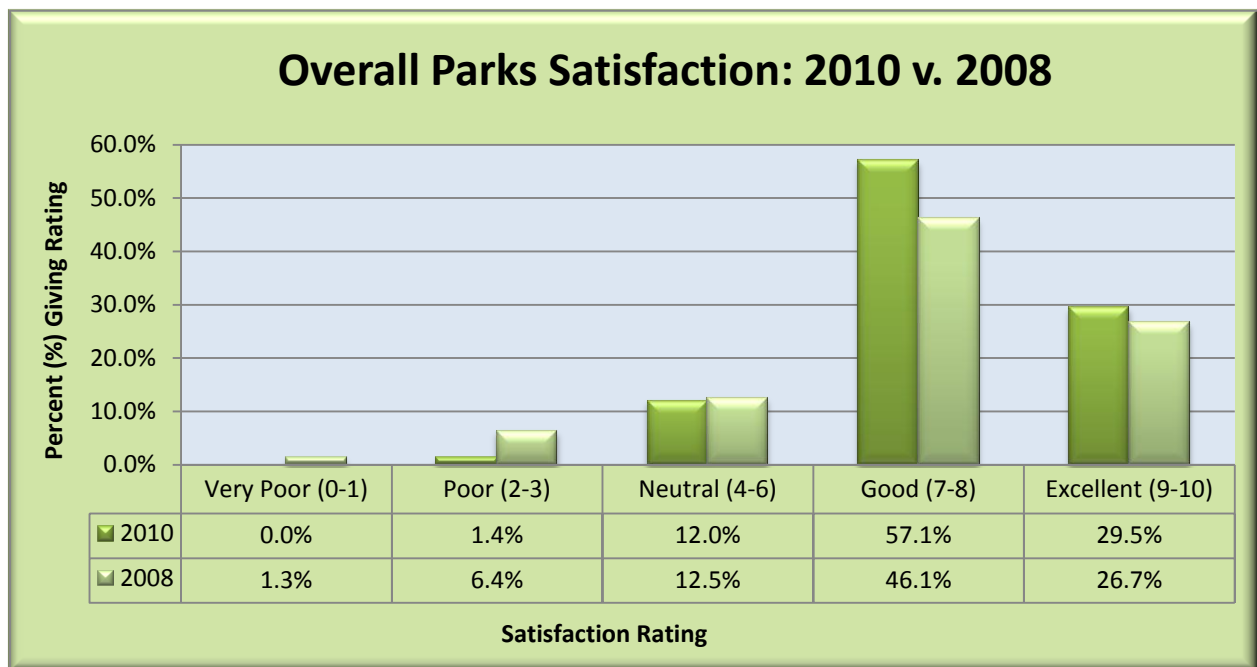
Women gave a significantly higher rating for parks appearance than did men ($p = 0.007$, $\text{Eta}^2 = 0.021$).

Gender	Mean Number of Times Used
Male	8.11
Female	8.47

Longitudinal Analysis: Overall Satisfaction and Appearance

The 2008 Sammamish Community Survey included questions measuring overall satisfaction with parks, as well as a rating for the appearance of parks. The 2008 survey used a 5-point scale, rather than the 0-10 scale employed in the current research. To allow for a comparison, the 2010 data has been grouped into the five-point scale, as shown in the data table below.

For both overall satisfaction and appearance, the 2010 results show a slight improvement in overall satisfaction. This suggests that the City has been able to maintain, and even improve, the high satisfaction reported in 2008.



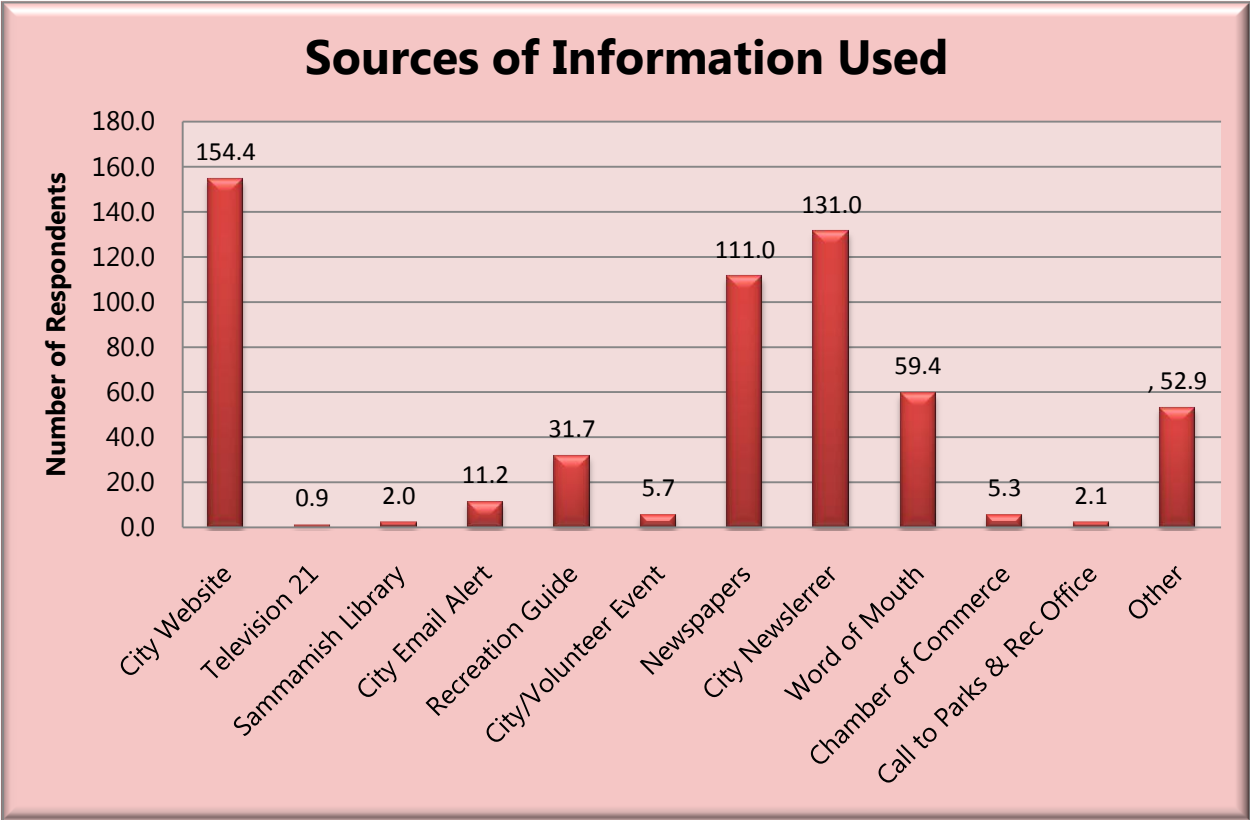
Sources of Information Used to Learn About Parks and Recreation Programs

Residents next reported which sources of information they use to find out about parks, trails, facilities, recreation programs, and cultural arts opportunities in Sammamish. A list of options was not provided (meaning the respondents were unaided in responses), and respondents could mention multiple information sources if they preferred (thus the total sum is greater than the number of respondents).

The most frequently used information sources include the City’s website (154.4 weighted users), followed by the City newsletter (131.0), and newspapers (111). These responses suggest that the information sources produced by the City are highly important for informing the public about parks programs.

Responses categorized as “Other” include:

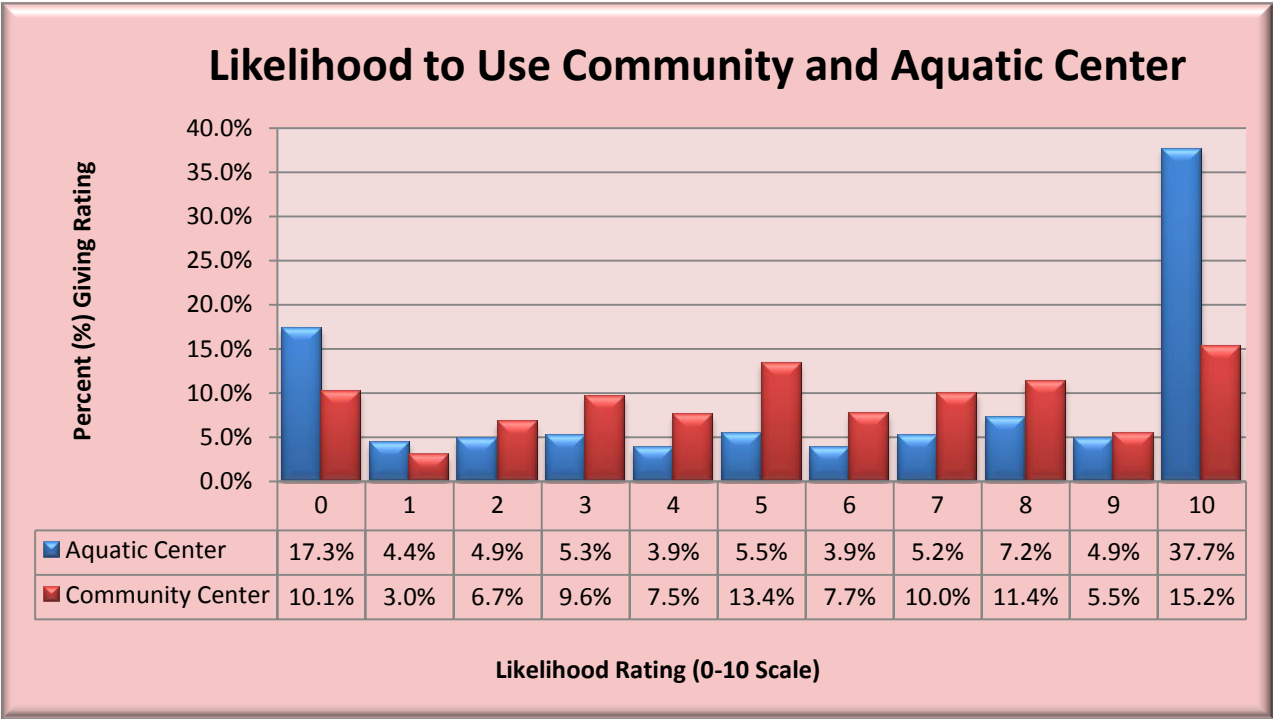
- Internet sources other than the city website, such as search engines and local news websites (20)
- Signs and banners (16)
- Flyers (7)
- Visiting or driving by parks facilities (5)
- Personal knowledge or experience (3)



Likelihood to Use Community and Aquatic Center

Overall, Sammamish residents reported a moderate likelihood to use a proposed aquatic center, with a mean rating of 6.11. However, the largest groups of people expressed either a very high or very low likelihood: 37.7% gave a rating of 10 (highly likely), while the next largest group, 17.3%, gave a rating of 0 (highly unlikely). Comparatively few respondents actually gave scores in the moderate range (4-6). Thus, while responses were mixed, a very substantial portion of the population is highly likely to use the aquatic center.

Residents also rated their or their family’s likelihood to use the proposed community center. The mean rating, 5.50, is slightly lower than the 6.11 mean rating for the aquatic center ($p = 0.017$). Responses were fairly evenly distributed across the scale, with about equal proportions of high, medium and low levels of likelihood. This contrasts with the aquatic center’s pronounced peaks at 0 and 10.



	Mean	Standard Deviation	Skewness	Kurtosis
Likelihood to Use Aquatic Center	6.11	3.95	-4.36	-1.44
Likelihood to Use Community Center	5.50	3.17	-0.19	-1.05

Multivariate Analysis

Respondent ratings for likelihood to use the aquatic center varied among age groups ($p < 0.001$, $Eta^2 = 0.121$). The most likely users were those aged 35-44 and 45-54, while residents over 65 were least likely to use. It is possible that the peak in likelihood to use is because those aged 35-44 are more likely to have children who will use the aquatic center.

Age Group (Aquatic Center)	Mean Rating
18-24	5.73
25-34	5.52
35-44	7.76
45-54	6.51
55-64	3.67
65+	4.54

Likelihood to use a community center varied by both gender. ($p < 0.001$, $Eta^2 = 0.034$) and age ($p < 0.001$, $Eta^2 = 0.066$). The distribution with respect to age is similar to the aquatic center: residents ranging from 35 to 54 were the most likely to use, and those over 65 were least likely to use. Again, the presence of children may drive the rate up for likely users. Regarding gender, females reported a significantly higher likelihood to use than did men.

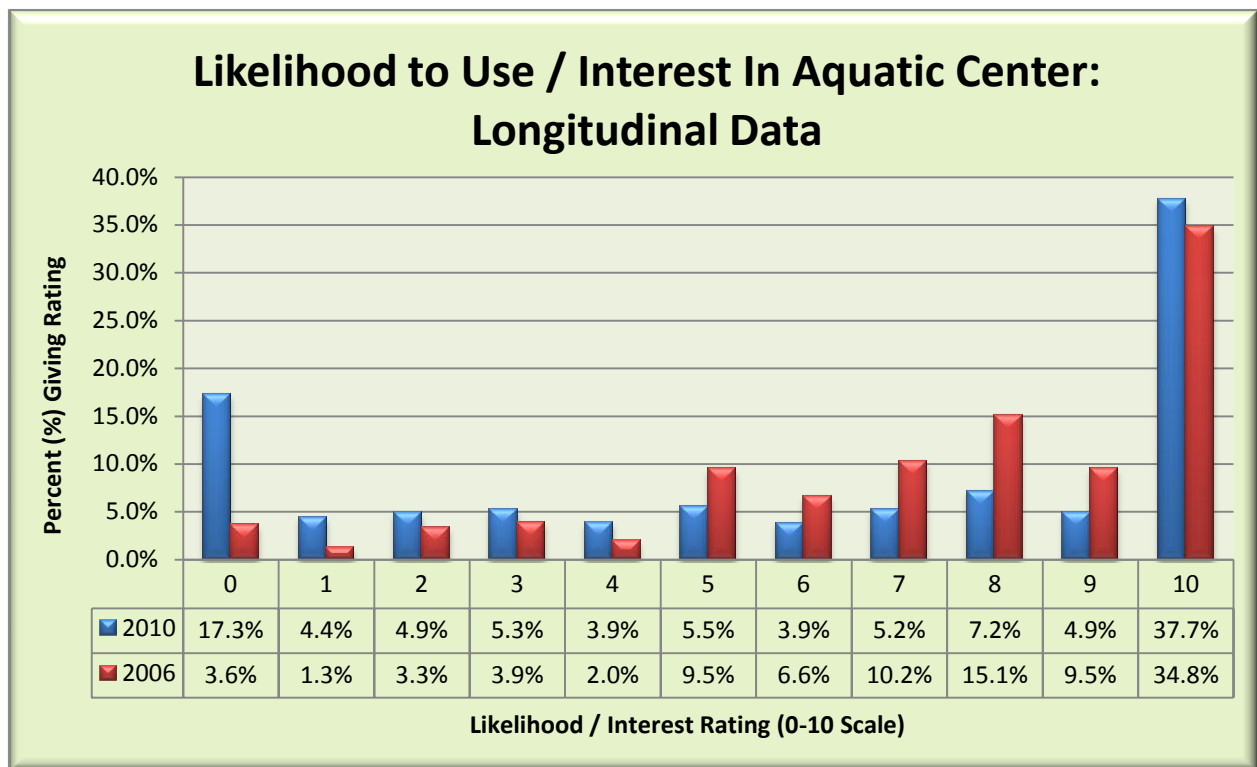
Age Group (Community Center)	Mean Rating
18-24	4.57
25-34	4.99
35-44	6.33
45-54	5.83
55-64	5.12
65+	3.46

Gender (Community Center)	Mean Rating
Male	4.92
Female	6.09

Longitudinal Analysis: Likelihood to Use / Interest in Aquatic Center

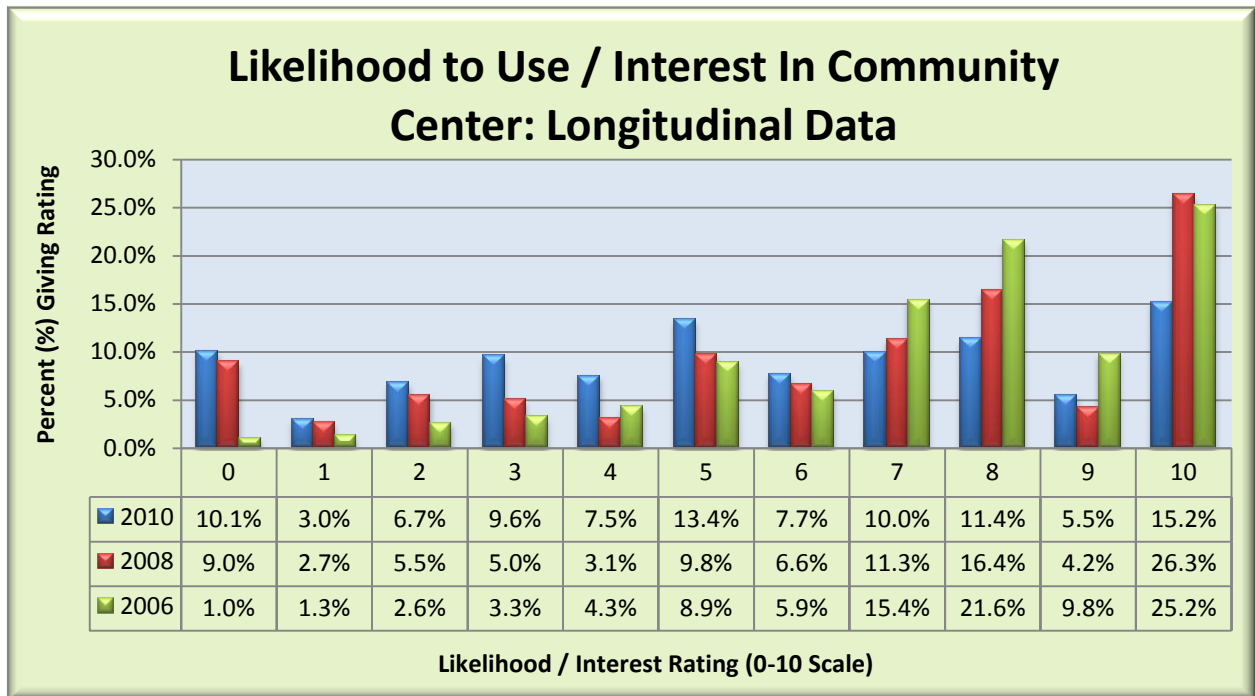
The 2006 Sammamish Parks survey also surveyed attitudes toward a proposed aquatic center, though the 2006 question was phrased in terms of interest rather than likelihood to use.

The rating for the aquatic center fell from 7.42 in 2006 to 6.11 in 2010. In particular, the 2010 data included a markedly higher portion of zero responses; however, this may be due to the formulation of the question -- some residents may not plan to use the facility themselves, but may still be interested in having available for others to use. One respondent expressed this sentiment: "I would like a place to bring my grandchildren . . . I myself would not use it. I don't care to swim in it but my family would. I don't like swimming pools."



Year of Data	Mean Rating
2010 (likelihood to use)	6.11
2006 (interest)	7.42

Interest in the community center was canvassed in 2008 as well as 2006. As the table below shows, the mean rating has steadily declined over the last four years.



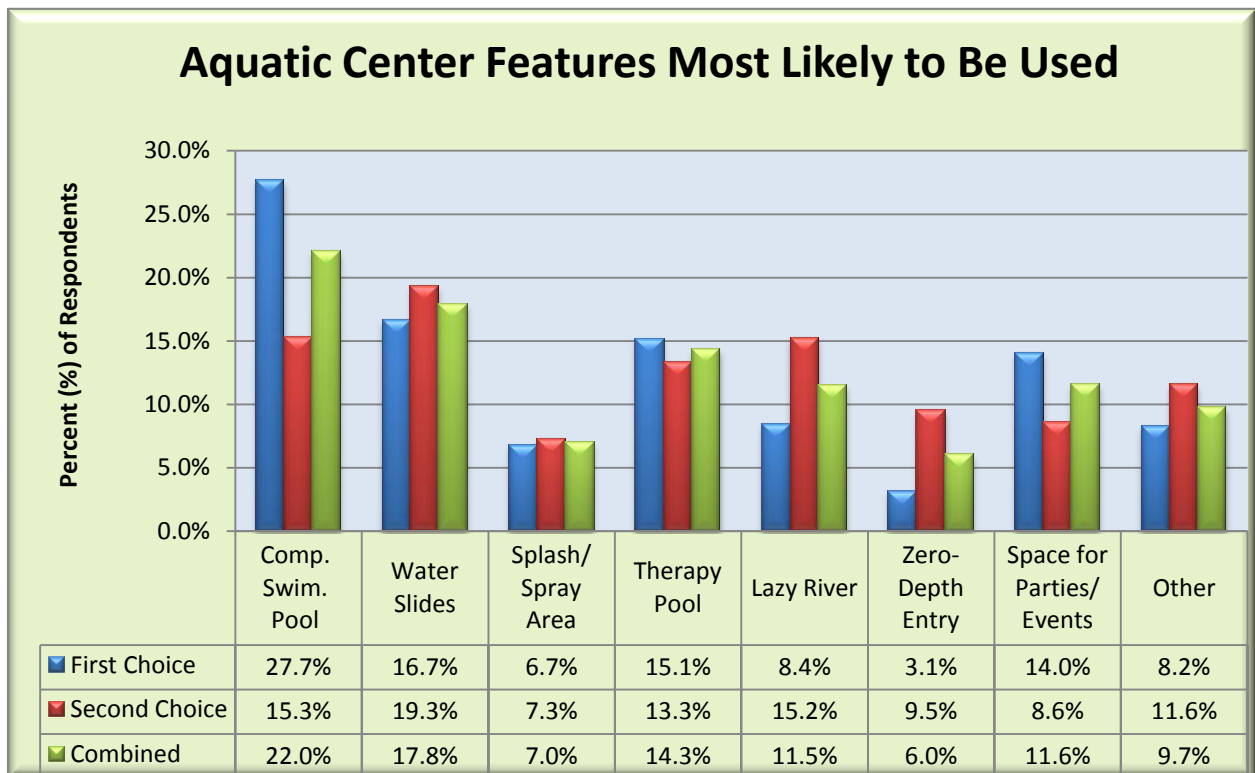
Year of Data	Mean Rating
2010 (likelihood to use)	5.50
2008 (interest)	6.42
2006 (interest)	7.40

Aquatic Center Features Most Likely to Use

Using a list of proposed aquatic center features, respondents were asked to choose the top two features they and/or their families would be most likely to use. The most selected feature was a competitive swimming pool (22.0% of total combined responses), followed by water slides (17.8%). The features least selected were the splash and spray area (7.0%), and zero depth entry pool (6.0%).

If a resident's preferred feature was not included in the list provided, he or she could also select the "other" category and describe. A large number of "other" responses mentioned certain programs and activities, such as family and lap swimming, rather than physical features. (The next question dealt with preferred programs and activities). Additional "other" responses endorsed the following features:

- Diving board (2)
- Sauna (1)
- Kiddy Pool (1)
- Wave Pool (1)



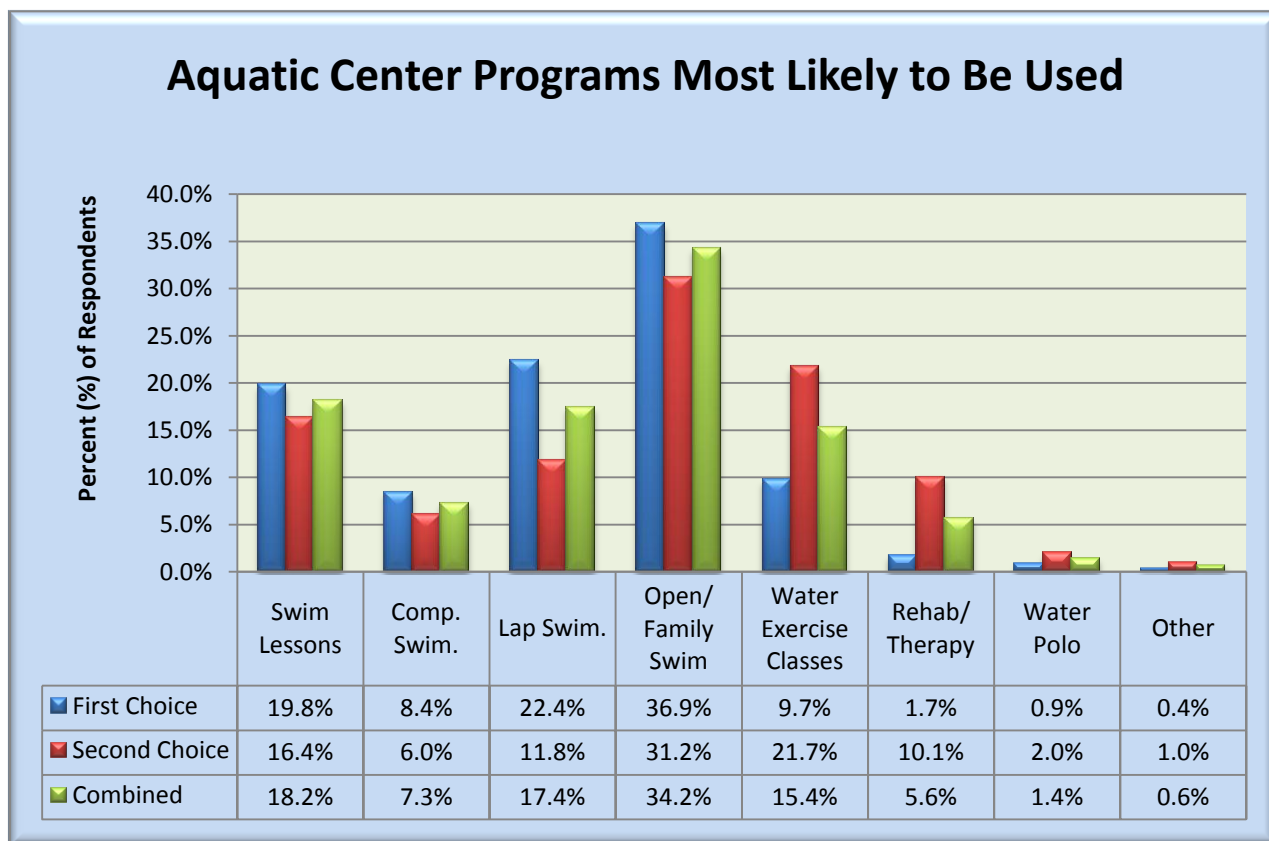
Aquatic Center Programs Most Likely to Participate In

Next, respondents were also asked to choose the top two programs they would most likely use at an aquatic center. By a considerable margin, the most selected option was open/family swim, with 34.2% of total combined responses. This suggests that residents would prefer a substantial portion of the aquatic center resources be set aside for open swimming rather than more specialized activities.

Other frequent choices included swim lessons (18.2%), lap swimming (17.4%) and water exercise classes (15.4%). Lower levels of interest were expressed in competitive swimming (7.3%), water therapy and rehabilitation (5.6%), and water polo (1.4%).

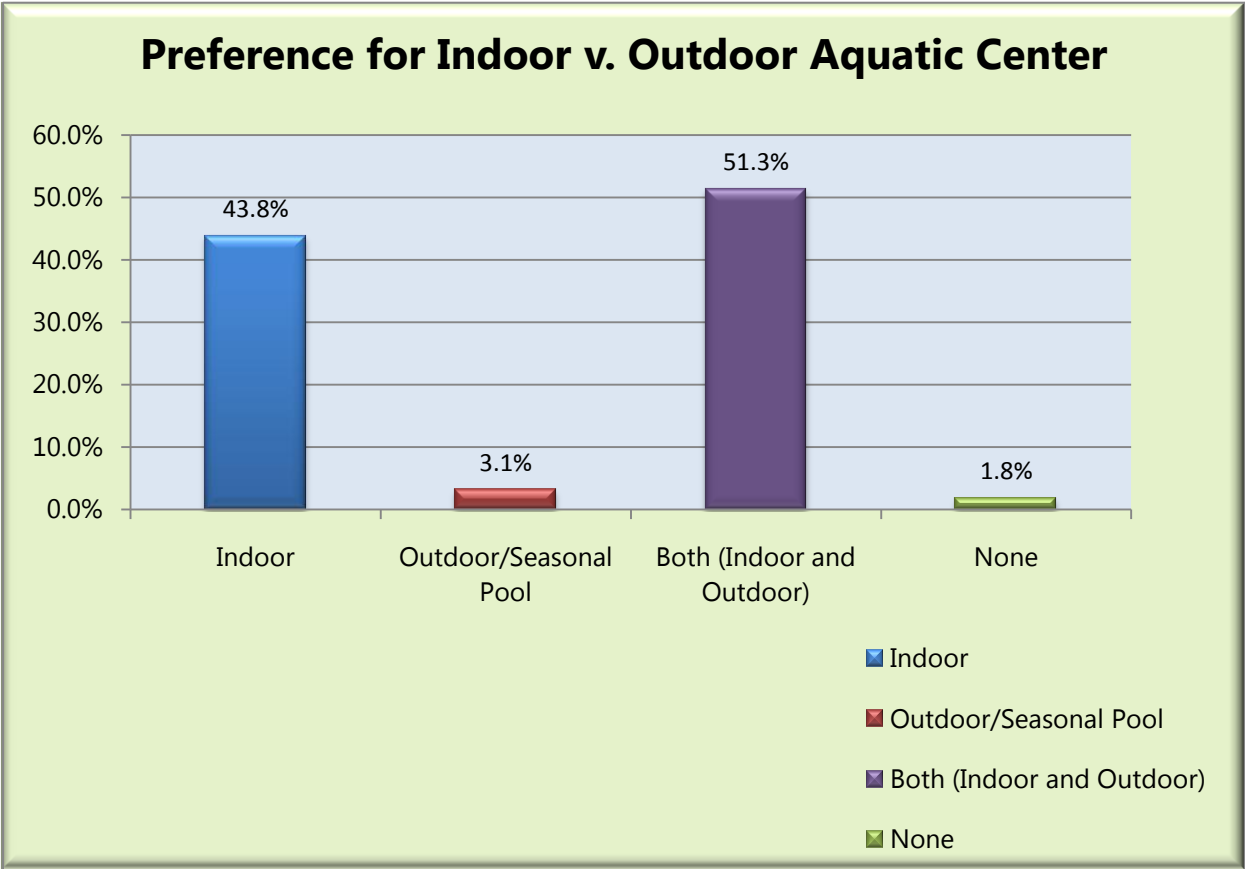
Responses categorized under "other" included:

- Diving (1)
- Masters Program (1)



Preference for Indoor v. Outdoor Aquatic Center

Respondents could also choose their preference among three options for the type of aquatic facility: indoor, outdoor (seasonal), combined indoor and outdoor, or none. The majority of respondents (51.3%) selected the combined option, while a substantial minority (43.8%) preferred an indoor only center. Very few (3.1%) respondents preferred outdoor only. Thus, it appears to be important that the aquatic center have year-round availability. It is also notable that the vast majority, 98.2% preferred some form of aquatic center to "none."



Multivariate Analysis

Responses to this question were compared against the previous question on likelihood to use the aquatic center, to determine whether the most likely users have distinct preferences. The most likely users (those who gave an 8-10 rating) preferred the combined indoor/outdoor option at a higher rate, while moderate and low likelihood users tended to prefer the indoor only option. Testing confirms that these differences are statistically significant ($p < 0.001$, *Cramer's V* = 0.263).

Likelihood to Use	Percent Giving Response		
	Indoor	Outdoor	Both
High (8-10)	35.5	2.5	61.9
Moderate (4-7)	56.2	5.5	38.4
Low (0-3)	51.7	1.7	36.2

Additionally, analysis showed that responses differed significantly by age groups ($p < 0.001$, *Cramer's V* = 0.195). Among respondents 55 and older, as well as those aged 25 to 34, the preferred option was an indoor-only pool. All other ages preferred a combined indoor/outdoor facility.

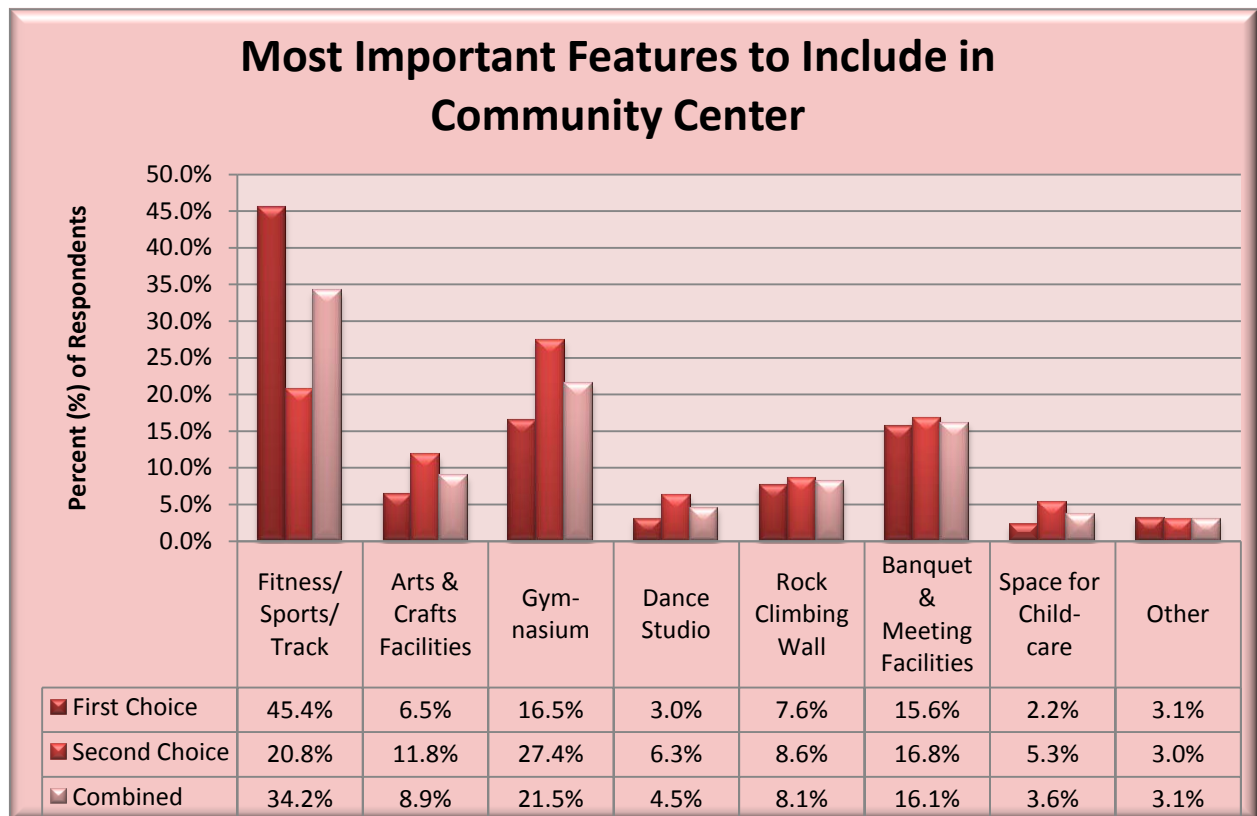
Age Group	Percent Giving Response		
	Indoor	Outdoor	Both
18-24	39.1	0.0	52.2
25-34	52.5	0.0	40.0
35-44	39.3	4.5	55.4
45-54	33.3	3.1	62.5
55-64	68.4	0.0	31.6
65+	59.9	9.1	31.8

Most Important Features to Include in Community Center

From a list of options, respondents selected their top two most important features to be included in the proposed community center. By far the most commonly selected option was a fitness center/indoor sports courts, and/or running and walking track (34.2% of total combined responses). A multipurpose gymnasium received the second most selections (21.5%), and banquet/meeting facilities with kitchen received the third most (16.1%). The least number of responses were for a dance studio (4.5%) and childcare space (3.6%).

Responses categorized under "other" include:

- Teen Center (4)
- Classroom Facilities (3)
- Ice Rink (2)
- Theater/TV Room (1)
- Senior Center (1)
- Farmers Market (1)

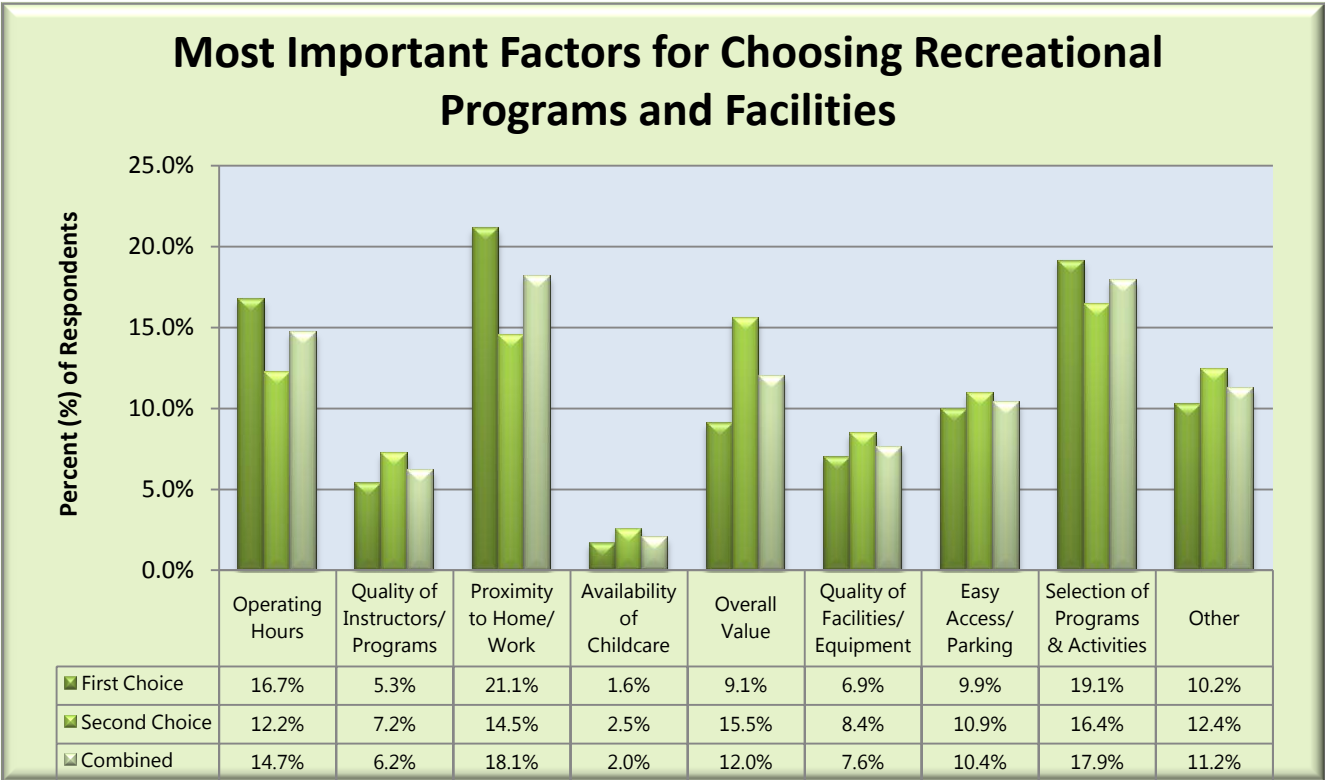


Most Important Factors in Choosing Recreational Programs and Facilities

The next question asked respondents to state the most important factors to them and their families when choosing recreational facilities and programs. Research assistants solicited open-ended responses and coded them into pre-selected categories. The most common response was “proximity to work or home” (121.9 total freighted votes), followed closely by “selection of programs and activities” (120.3) and “operating hours” (98.6). “Value” received 80.5 weighted votes, but in addition, 23 individuals gave “other” responses focusing on cost or price. Interestingly, “quality of facilities and equipment” (51.0) and “quality of instructors/programs” (41.4) were the least selected categories.

Responses that did not fall under a preselected category, and were thus grouped under “other,” include:

- Price/cost (23)
- Cleanliness (11)
- Safety/security (11)
- Child/family friendly (7)
- Schedule of programs and events (7)
- Specific types of facilities (e.g. tennis courts) (5)



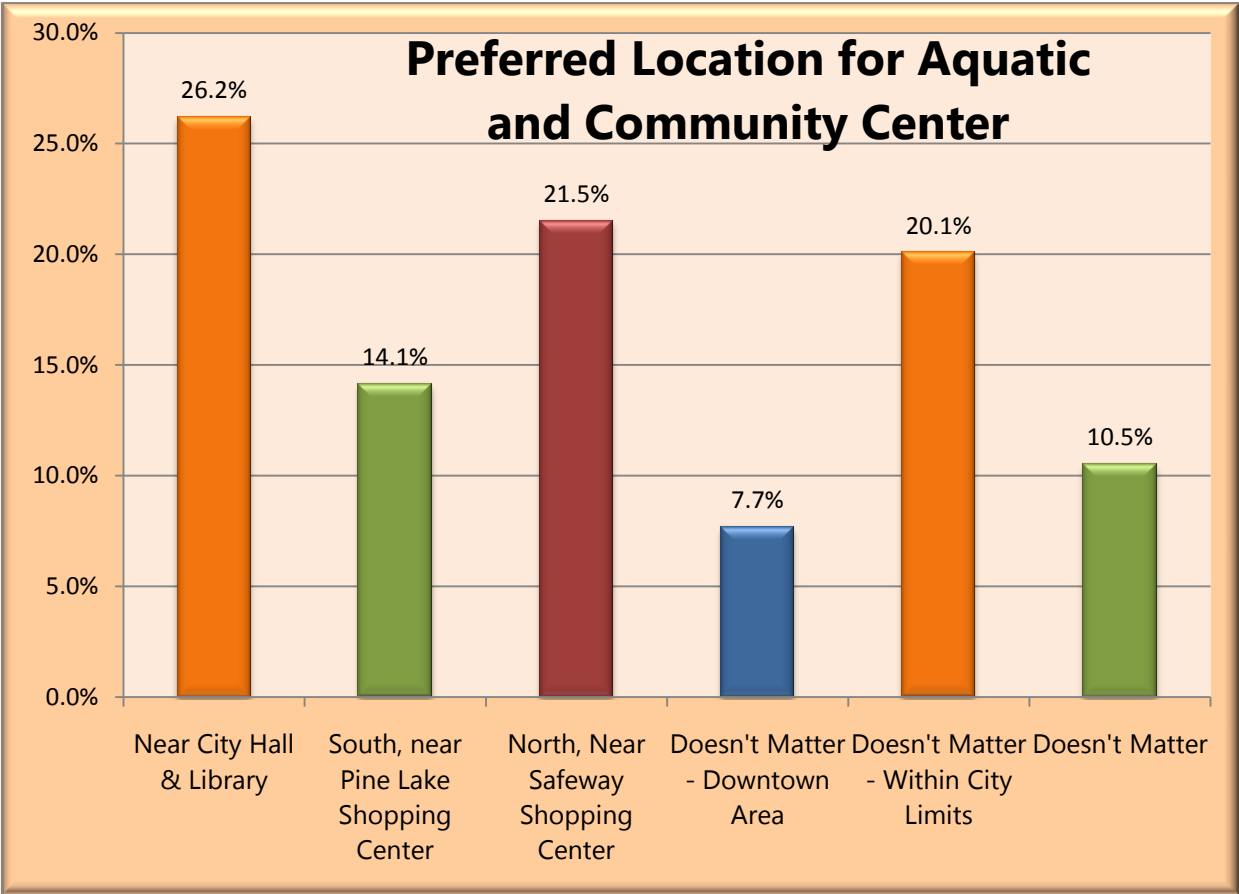
Location for Aquatic and Community Center

Preferred Location for Community and Aquatic Center

Respondents next gave input about their preferred location for an aquatic and community center. The respondents were offered the following options to choose from:

- Near City Hall and the Library, 228th Ave SE & SE 8th St.
- South, near the Pine Lake Shopping Center (QFC), 228th Ave SE & Issaquah-Pine Lake Road
- North, near the Safeway Shopping Center, 228th Ave SE & NE 8th St.
- Doesn't matter as long as it's inside the proposed town center/future downtown area
- Doesn't matter as long as it's inside the Sammamish City Limits
- Doesn't matter

The option most selected was "Near City Hall and the Library," with 26.2% of total respondents. However, the other two specific options both drew substantial numbers of responses. In addition, a total of 38.3% selected one of the "doesn't matter" options. Thus, there is no overwhelming favorite among the location options.



Multivariate Analysis

Preferences stated in this question were compared with the respondent’s likelihood to use the proposed facilities. Results showed statistical significance, with respect to both likelihood to use the aquatic center ($p < 0.001$, *Cramer’s V* = 0.263) and the community center ($p = 0.007$, *Cramer’s V* = 0.178).

The most likely aquatic center users were more likely to prefer the “Near City Hall,” “South,” and “Within Sammamish City Limits” options than were less likely users. Unsurprisingly, less likely users expressed no preference with the “Doesn’t Matter” option.

Likelihood to Use Aquatic Center	Percent Giving Response					
	Near City Hall	South, Near Pine Lake	North, Near Safeway	Doesn’t Matter – Town Center	Doesn’t Matter – within City Limits	Doesn’t Matter
High (8-10)	28.3	17.2	20.2	7.1	23.7	7.1
Moderate (4-7)	24.7	12.3	23.3	13.7	16.4	9.6
Low (0-3)	23.6	9.8	22.8	9.8	17.1	17.1

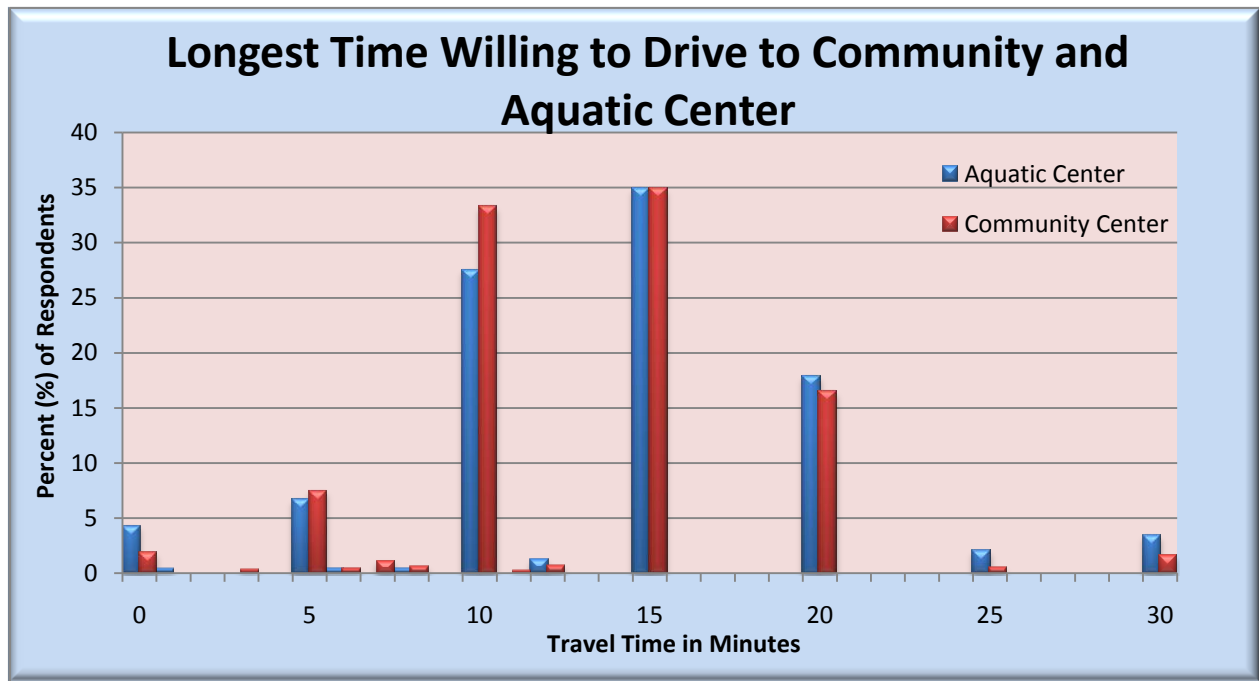
Likely users of the community center most commonly gave the response of “Within Sammamish City Limits, but did not choose specific sites at a greater rate than less likely users. Again, compared to the general population, a larger portion of unlikely users responded “doesn’t matter.”

Likelihood to Use Community Center	Percent Giving Response					
	Near City Hall	South, Near Pine Lake	North, Near Safeway	Doesn’t Matter – Downtown	Doesn’t Matter – within City Limits	Doesn’t Matter
High (8-10)	25.4	11.1	19.8	9.5	26.2	7.9
Moderate (4-7)	26.2	20.1	22.1	9.4	16.1	6.0
Low (0-3)	26.4	10.0	20.9	3.6	20.0	19.1

Time Willing to Travel to Community and Aquatic Center

Respondents reported the maximum amount of time they would be willing to travel to an aquatic center, as well as a community center. To preserve readability on the graph below, responses greater than 30 minutes are shown in the table below.

For the community, center, the mean response was about 13.3 minutes. The mean response for the aquatic center was slightly higher, at 14.5 minutes. The data indicates that most respondents would be willing to drive within Sammamish, and to neighboring cities, but generally would not want to drive to other parts of the region to attend these facilities.



Responses Longer than 30 Minutes	Aquatic	Community Center
45 Minutes	0.3%	0.3%
60 Minutes	0.2%	--
99 Minutes	--	0.3%
120 Minutes	--	0.3%

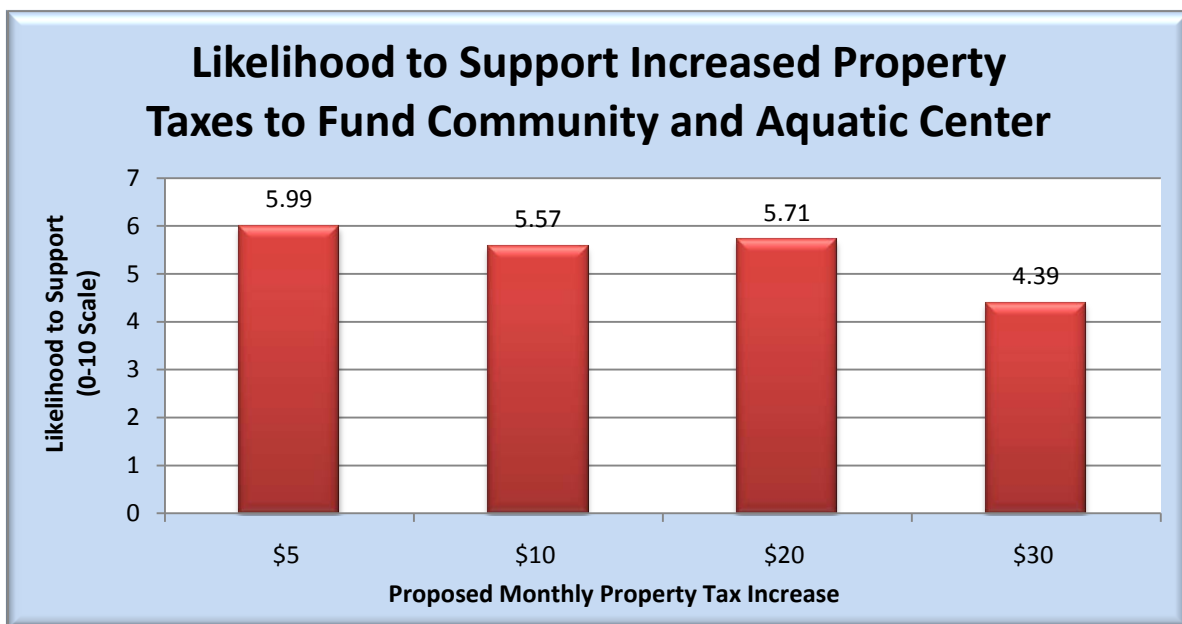
	Mean	Standard Deviation	Skewness	Kurtosis
Time to Travel to Aquatic Center	14.39	9.59	5.70	55.88
Time to Travel to Community Center	13.40	5.95	1.75	11.08

Likelihood to Support Increased Property Taxes for Community and Aquatic Center

Respondents were randomly divided into four groups. Each group was asked if they would accept a particular specified increase in average monthly payroll property taxes in order to fund a community center and aquatic center. The four monthly tax increases were: \$5, \$10, \$20 and \$30.

Multivariate testing confirms that the difference is significant ($p = 0.018$, *Eta Squared* 0.026).

Price Elasticity Graph



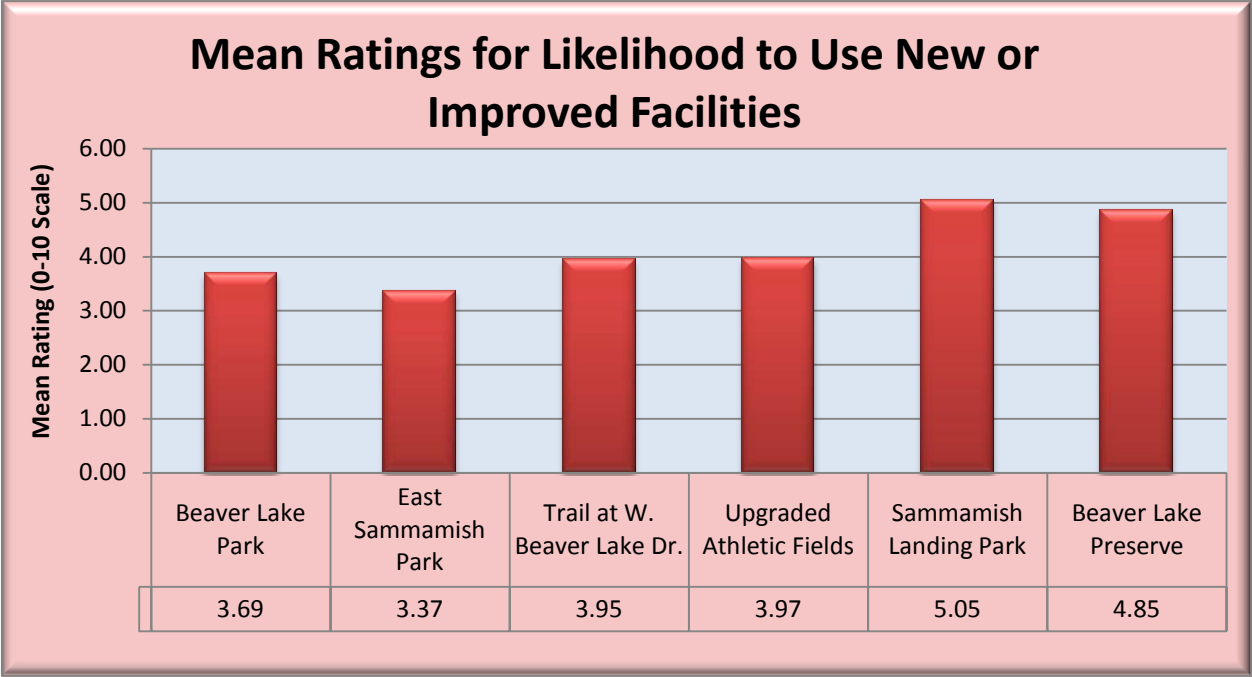
Propose Tax Increase	Mean	Standard Deviation	Skewness	Kurtosis
\$5 per month	5.99	3.99	-0.45	-1.44
\$10 per month	5.57	3.88	-0.32	-1.42
\$20 per month	5.71	3.89	-0.34	-1.43
\$30 per month	4.39	3.41	0.19	-1.22

Likelihood to Use New or Expanded Parks and Recreation Facilities

The next question tested whether residents would be likely to use various proposed parks and recreation capital projects. The residents were given a list of potential projects, and asked to rate their likelihood to use the project on a 0-10 scale. The facilities tested included:

- New Playground, and Shoreline and Parking Improvements at Beaver Lake Park
- New Spray Park/Splash Area and Picnic Shelter at East Sammamish Park
- Soft-Surface Trail along West Beaver Lake Drive
- Upgraded athletic fields at Eastlake High School, or Pine Lake Middle School, or Another Site
- A new Sammamish Landing Park on the Lake Sammamish Waterfront
- Beaver Lake Preserve, with Expanded Trails and Provide Waterfront Access

As the large standard deviations indicate, responses varied with a substantial number of higher and lower scores. Most likely, residents who lived near each facility gave relatively high likelihood to use, but residents in other parts of the City did not express a high likelihood, bringing the overall average down. The two highest rated projects were Sammamish Landing Park and Beaver Lake Preserve. The proposed spray park/splash area and picnic shelter at East Sammamish Park received the lowest rating.



Facility/Project	Mean	Standard Deviation	Skewness	Kurtosis
Beaver Lake Park	3.69	4.41	0.44	-1.18
East Sammamish Park	3.37	3.32	0.60	-0.91
Trail on W. Beaver Lake Dr.	3.95	3.24	0.22	-1.21
Upgraded Athletic Fields	3.97	3.53	0.29	-1.32
Sammamish Landing Park	5.05	3.60	-0.15	-1.39
Beaver Lake Preserve	4.85	3.40	-0.07	-1.29

Multivariate Analysis

Males were significantly more likely than women to utilize upgraded athletic fields and a new Sammamish Landing Park.

Gender	Upgraded Athletic Fields	Sammamish Landing Park
Male	4.34	5.43
Female	3.61	4.67
<i>p-value</i>	0.040	0.033
<i>Eta²</i>	0.011	0.011

The table below shows the projects in which mean ratings differed between age groups. In general, older residents (especially those over 65) were less likely to support these projects than younger residents. 35-44 year olds gave the highest ratings for Beaver Lake Park, East Lake Sammamish Park, and the upgraded athletic fields. 18-24 year olds gave the highest ratings for a soft surface trail on West Beaver Lake Drive, and for an enhanced Beaver Lake Preserve.

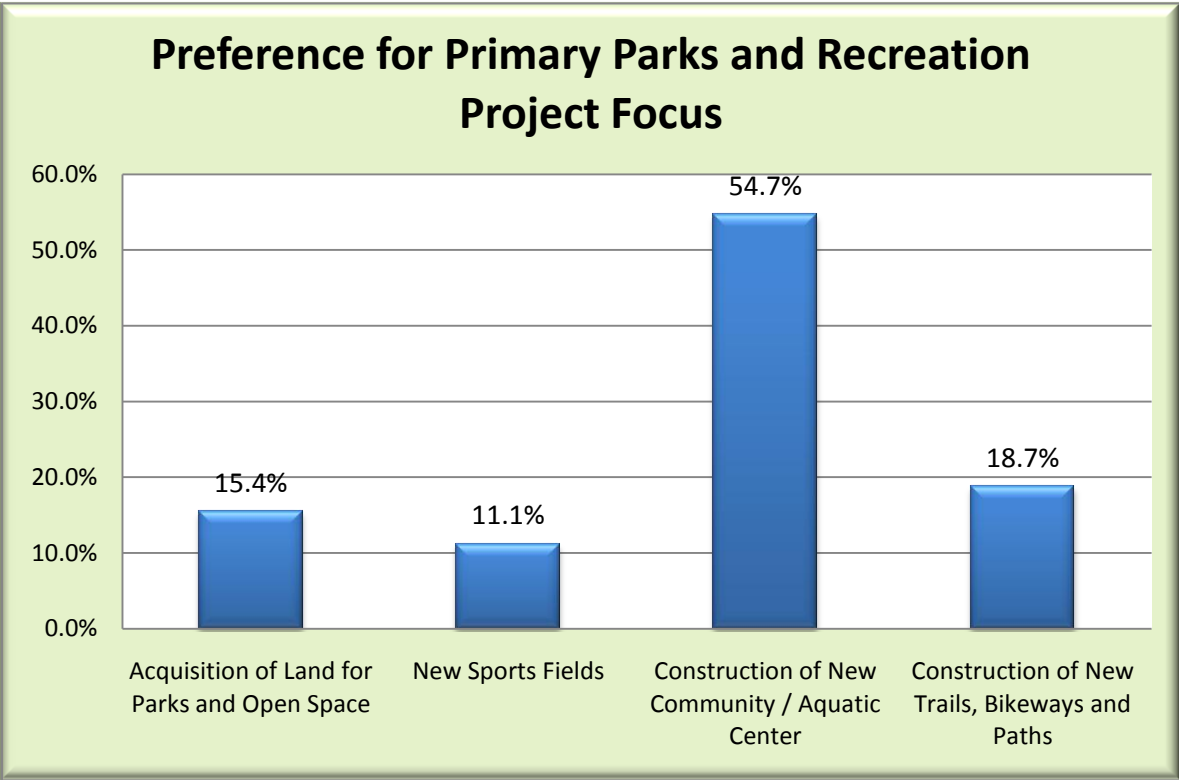
Age Group	Beaver Lake Park	East Lake Sammamish Park	Trail on W. Beaver Lake Dr.	Upgraded Athletic Fields	Beaver Lake Preserve
18-24	3.70	2.80	5.20	3.98	5.86
25-34	3.88	3.10	3.98	3.65	4.85
35-44	4.48	4.92	4.04	5.09	4.68
45-54	3.93	2.87	4.36	4.33	5.17
55-64	3.02	2.56	3.52	2.11	5.16
65+	0.72	1.77	1.77	2.48	2.84
<i>p-value</i>	< 0.001	< 0.001	< 0.001	< 0.001	0.010
<i>Eta²</i>	0.081	0.100	0.051	0.089	0.037

Preference for Primary Parks and Recreation Project Focus

To gauge residents' opinions on the City's overall priority for parks and recreation projects, residents were given a list of project areas. They were asked to select the one area that should be the primary focus for the next 2 to 6 years, knowing that the other options would not be funded.

By a very large margin, residents rated the construction of a new community center/aquatic center as the top priority among parks and recreation projects (54.7%). The other three options gathered substantially less support, with 18.7% preferring construction of trails, 15.4% preferring acquisition of land for parks and open space, and 11.1% preferring new sports fields.

The results of this question give strong evidence that the community and aquatic center should be the highest priority among major new parks and recreation projects.



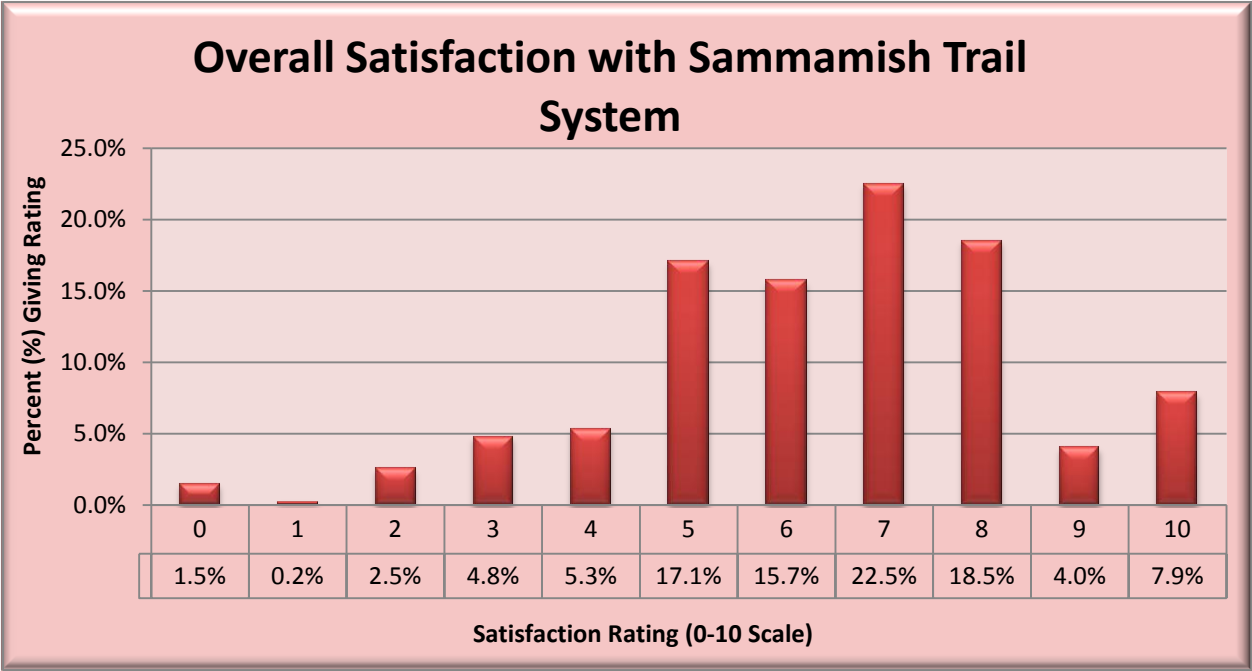
Multivariate Analysis

Age groups showed significant differences in responses ($p < 0.001$, Cramer's $V = 0.192$)

Age Group	Acquisition of Land for Parks and Open Space	New Sports Fields	Construction of Aquatic/Community Center	Construction of New Trails, Bikeways and Paths
18-24	0.0	12.5	70.8	16.7
25-34	15.2	6.5	63.0	15.2
35-44	13.0	9.6	61.7	15.7
45-54	8.3	11.9	56.9	22.9
55-64	32.2	10.2	33.9	23.7
65+	33.3	22.2	29.6	14.8

Overall Satisfaction with Existing Trail System

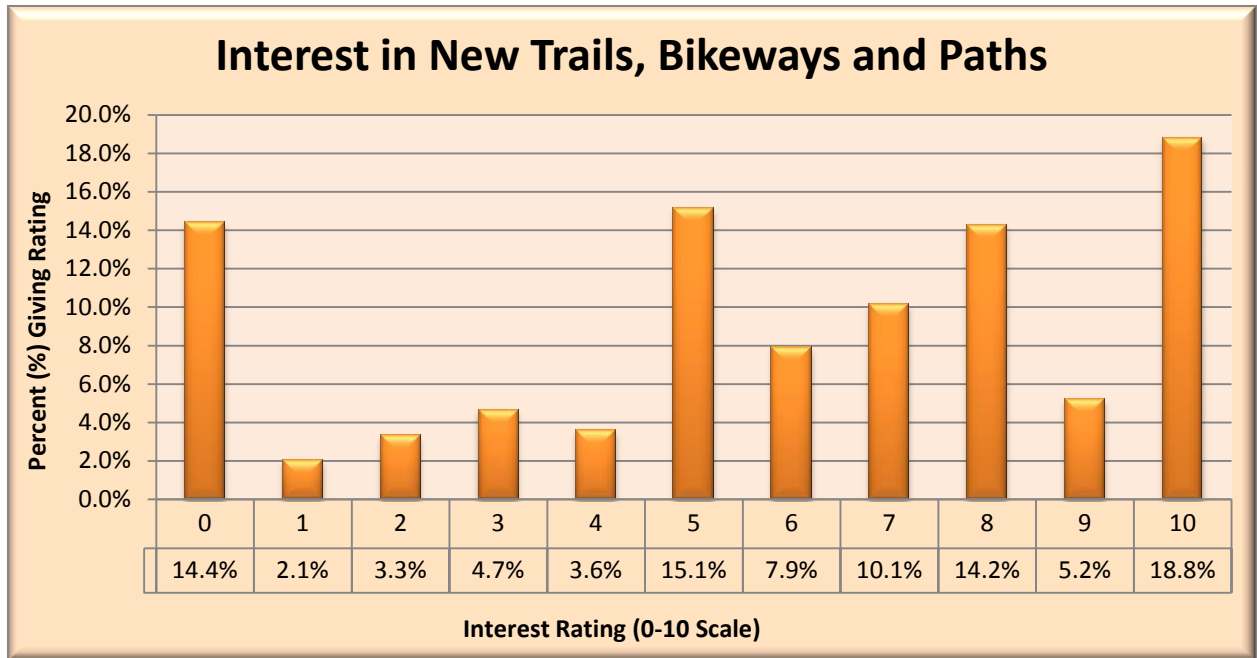
Using a 0-10 scale, respondents rated their overall satisfaction with the trail systems available in Sammamish. The mean rating was 6.41, significantly ($p < 0.001$) lower than the 7.81 overall rating given for the city’s overall parks and recreation system. The distribution was concentrated toward the moderately high ratings, with 73.8% giving a score of 5 through 8. Comparatively few respondents gave very high or very low ratings. The responses suggest that, while the community is not dissatisfied with the trail system, improvements could be made to bring the trail system up to the standards of other parks and recreation programs.



Mean	Standard Deviation	Skewness	Kurtosis
6.41	2.06	-0.51	0.47

Interest in New Trails, Bikeways and Paths

Residents also rated their interest in new trails, bikeways, and paths in the city, again using a 0-10 scale. The mean rating was a moderate 5.86. However, there were a substantial number of interested respondents: the largest single group gave a rating of 10, and a total of 38.2% of respondents expressed a high level of interest (ratings 8-10).



Mean	Standard Deviation	Skewness	Kurtosis
5.86	3.35	-0.47	-0.93

Multivariate Analysis

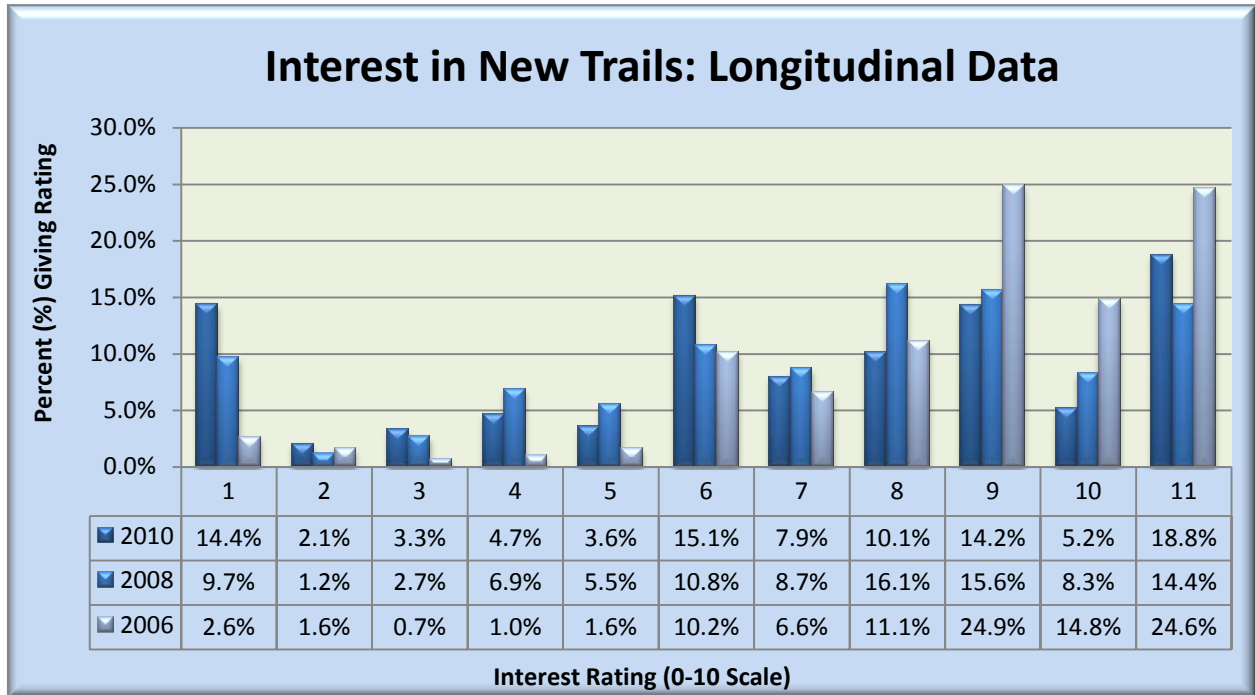
Multivariate testing found significant differences between age groups ($p < 0.001$, $Eta^2 = 0.054$). Residents between 45 and 54 were most interested in new trails, while those over age 65 were the least interested.

Age Group	Mean Rating
18-24	5.90
25-34	5.10
35-44	6.15
45-54	6.63
55-64	5.47
65+	3.38

Longitudinal Analysis: Interest in New Trails

Data on interest in trails was also collected in the 2008 and 2006 parks surveys. Note: the 2008 survey asked about trails “in the vicinity of Beaver Lake, and in N.E. Sammamish,” while the 2010 and 2006 survey did not specify a particular location.

The average level of interest in new trails has declined from 2006 through 2008 and 2010. Notably, the percentage of respondents given a rating of 0 has increased sharply, from 2.6% in 2006, to 9.7% in 2008 and 14.4% in 2010.

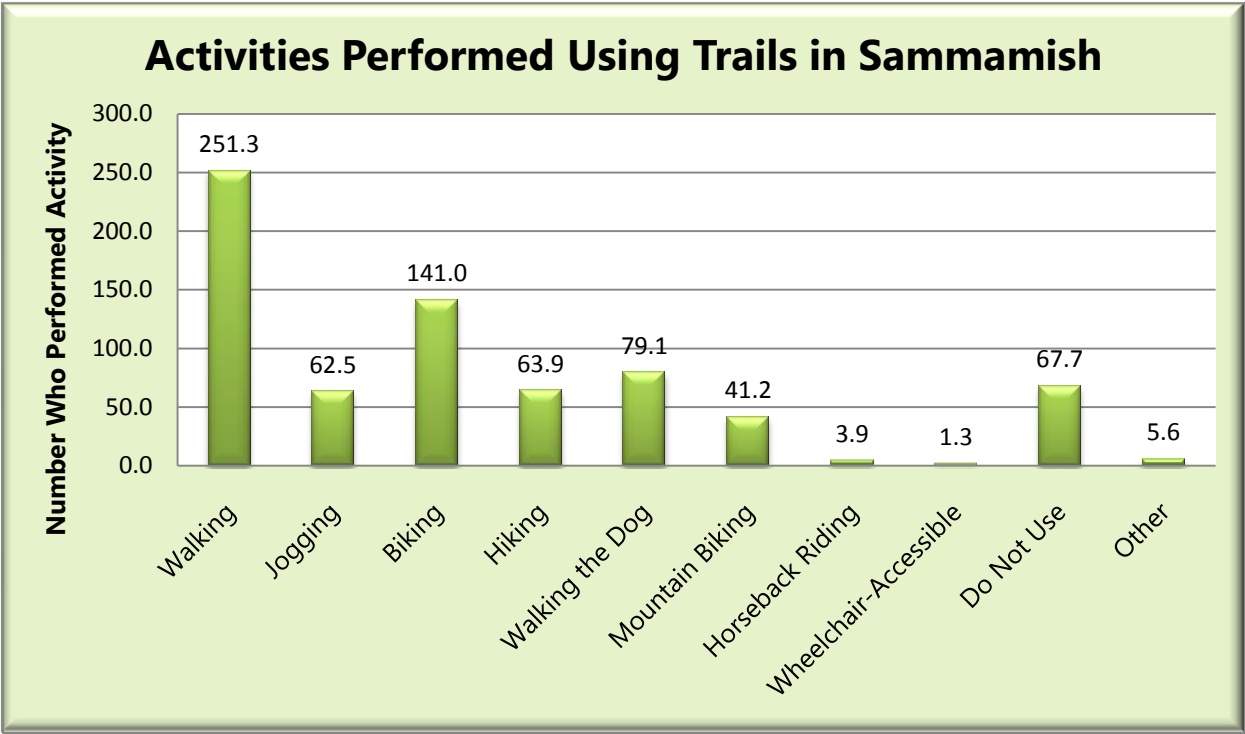


Survey Year	Mean Rating
2010	5.86
2008	6.12
2006	7.61

Current Activities Using Sammamish Trails

From a list of activities, respondents selected all the ways they generally utilize the trails in Sammamish. Walking was the most common activity, with 251.3 weighted respondents. Biking was the second most popular use of the trails (141.0), and walking the dog was the third most common. Very few respondents reported that they used the trails for horseback riding and wheelchair accessible activities. Two respondents also mentioned rollerblading under the "other" category.

The high portion of responses for pedestrian activities (walking, jogging, hiking and walking the dog) suggests that, to satisfy the needs of the largest groups of users, trail construction and policies should make pedestrian friendliness a priority.

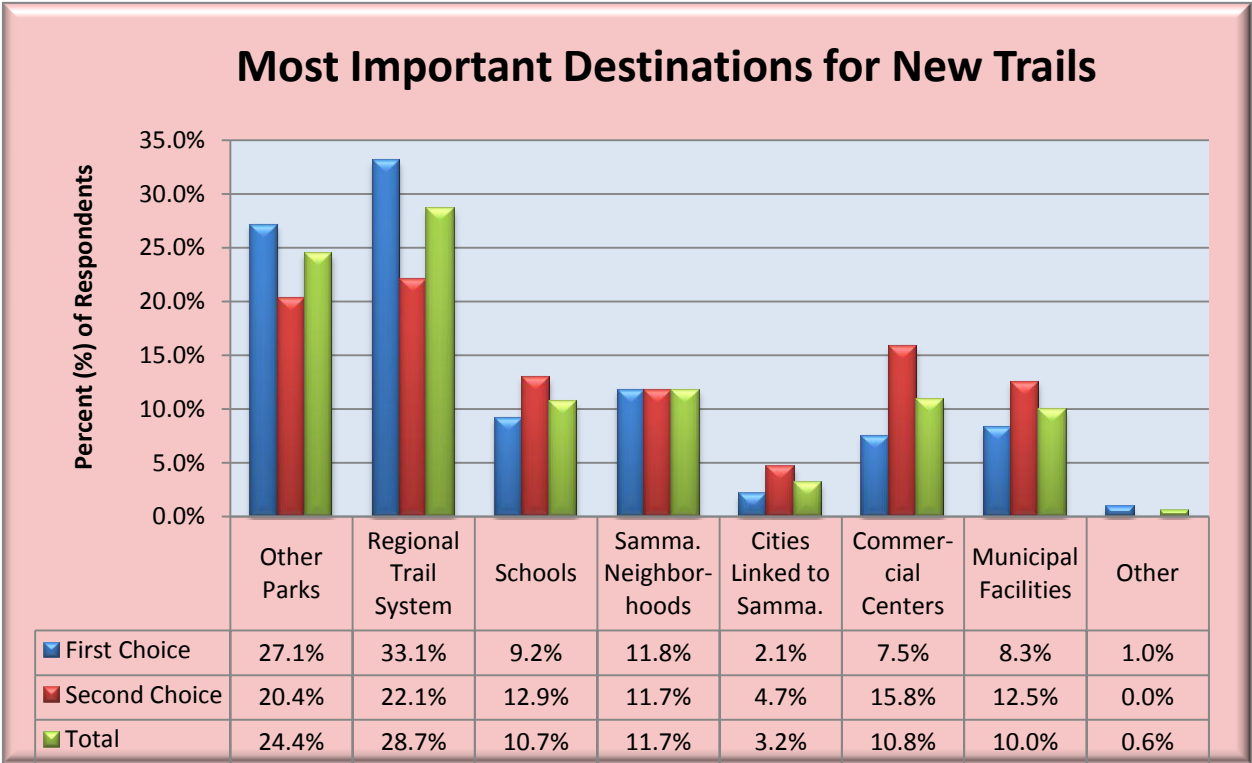


Most Important Destinations for Trails

The next question inquired about what types of destinations residents would like the city’s trail system to connect to. Respondents were instructed to select their top two choices from a list of destinations, which included:

- Other parks
- Regional Trail Systems
- Schools
- Sammamish neighborhoods
- Cities linked to Sammamish
- Commercial Centers: workplaces and retail services
- Municipal Facilities (City Hall, Library, etc.)

Regional trail systems (28.7% of combined total responses) and other parks (24.4%) were the top two choices, indicating that residents place strong value on an interconnected recreation system. Sammamish neighborhoods (11.7%), commercial centers (10.8%) schools (10.7%) and municipal facilities (10.0%) generated moderate interest. The least popular option was neighboring cities (3.2%).

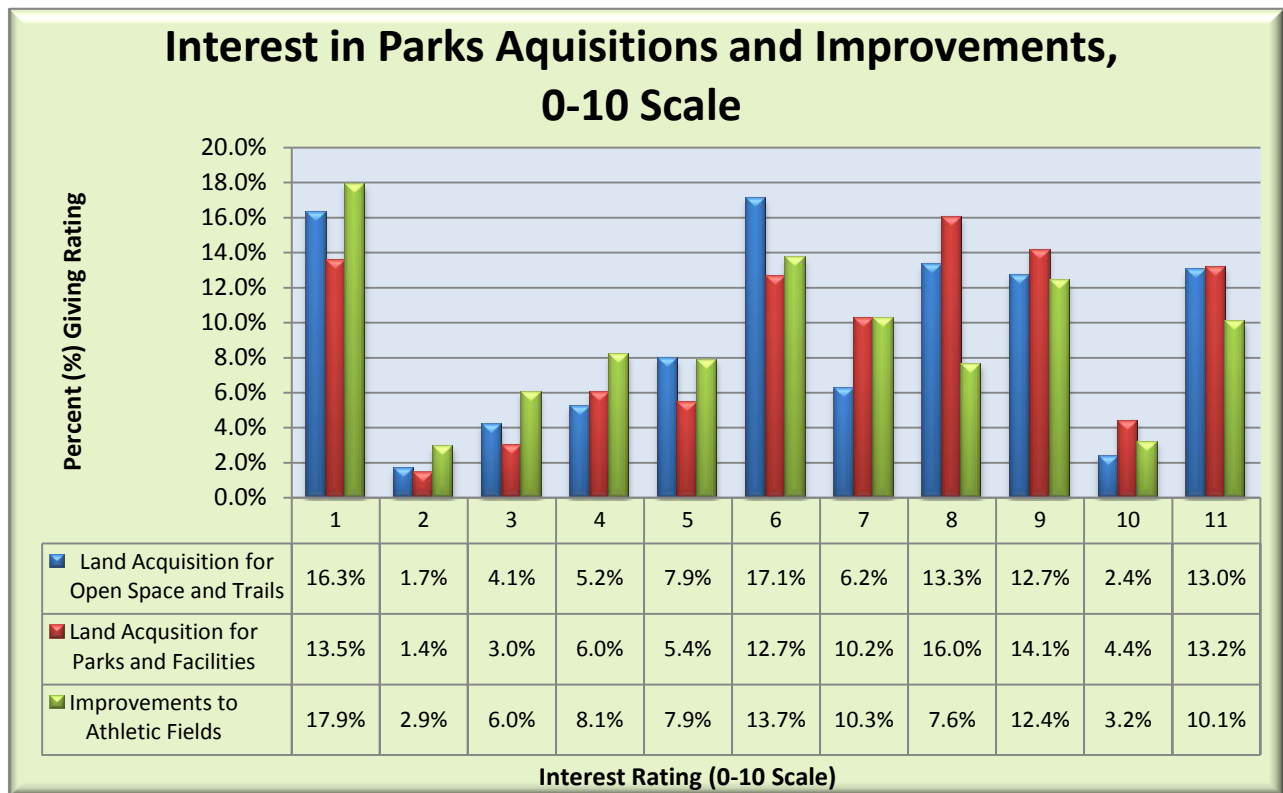


Interest in Parks Development

Respondents were asked to rate their interest in three general categories of development programs, using the 0-10 scale for each. The three areas tested were:

- Land acquisition for open space and trails
- Land acquisition for future parks and facilities (new community parks, new recreation facilities, and expansion of existing parks)
- Improvements for athletic fields (installing synthetic turf and lights to extend playability at existing fields)

Land acquisition for future parks and facilities was rated highest (mean rating of 5.68), followed by land acquisition for trails and open spaces (5.27), and improvements for athletic fields (4.82). Multivariate analysis confirms that the difference between ratings is statistically significant ($p < 0.001$).



Subject	Mean	Standard Deviation	Skewness	Kurtosis
Land Acquisition for Open Space and Trails	5.27	3.21	-0.27	-0.97
Land Acquisition for Future Parks and Facilities	5.68	3.12	-0.49	-0.74
Improvements for Athletic Fields	4.82	3.23	-0.07	-1.11

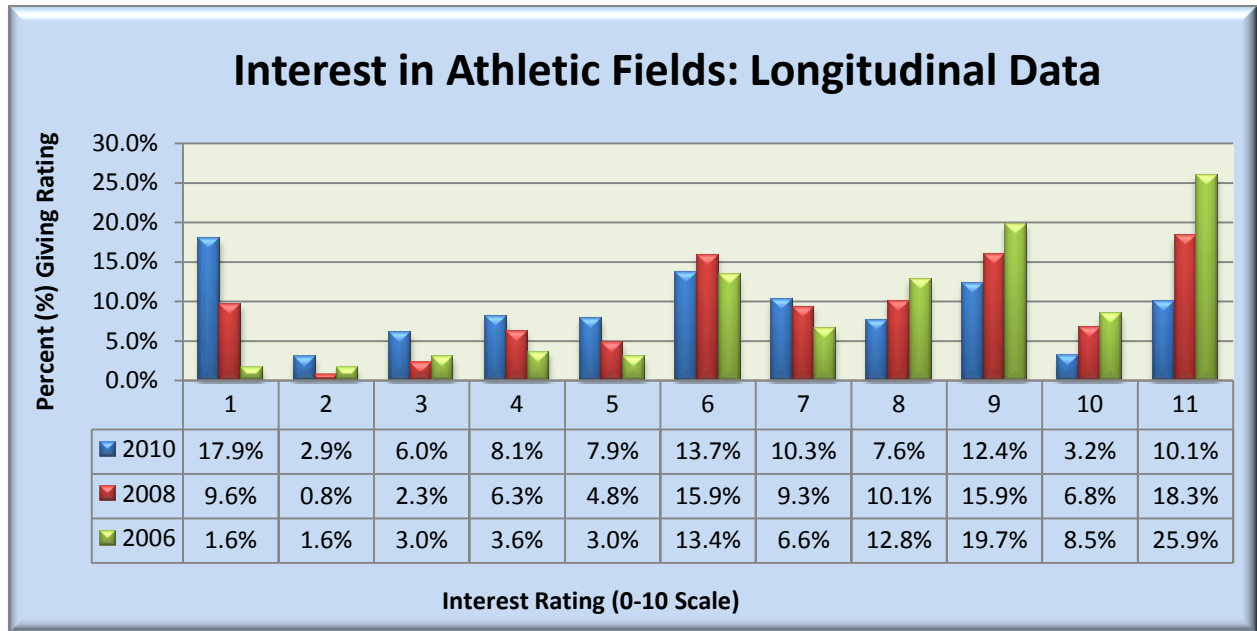
Multivariate Analysis

Significant differences between age groups were found for each of the three project areas discussed above. As the table shows,

Age Group	Land Acquisition for Open Space and Trails	Land Acquisition for Future Parks and Facilities	Improvements for Athletic Fields
18-24	4.50	4.98	4.43
25-34	5.50	6.02	5.25
35-44	5.51	5.61	5.46
45-54	5.65	6.30	4.99
55-64	5.60	5.54	3.68
65+	3.71	3.99	3.62
<i>p-value</i>	<i>0.045</i>	<i>0.007</i>	<i>0.003</i>
<i>Eta²</i>	<i>0.029</i>	<i>0.040</i>	<i>0.045</i>

Longitudinal Analysis

Interest in athletic field improvements was also studied in the 2008 and 2006 parks surveys. Continuing the trend seen in other program areas, interest has undergone a steady and substantial decline from 2006 to 2010. Again, the portion of respondents rating a 0 has increased from 1.6% in 2006, to 9.6% in 2008, to 17.9% in 2010.



Survey Year	Mean
2010	4.82
2008	6.20
2006	7.21

Most Important Amenities for Future Parks Projects

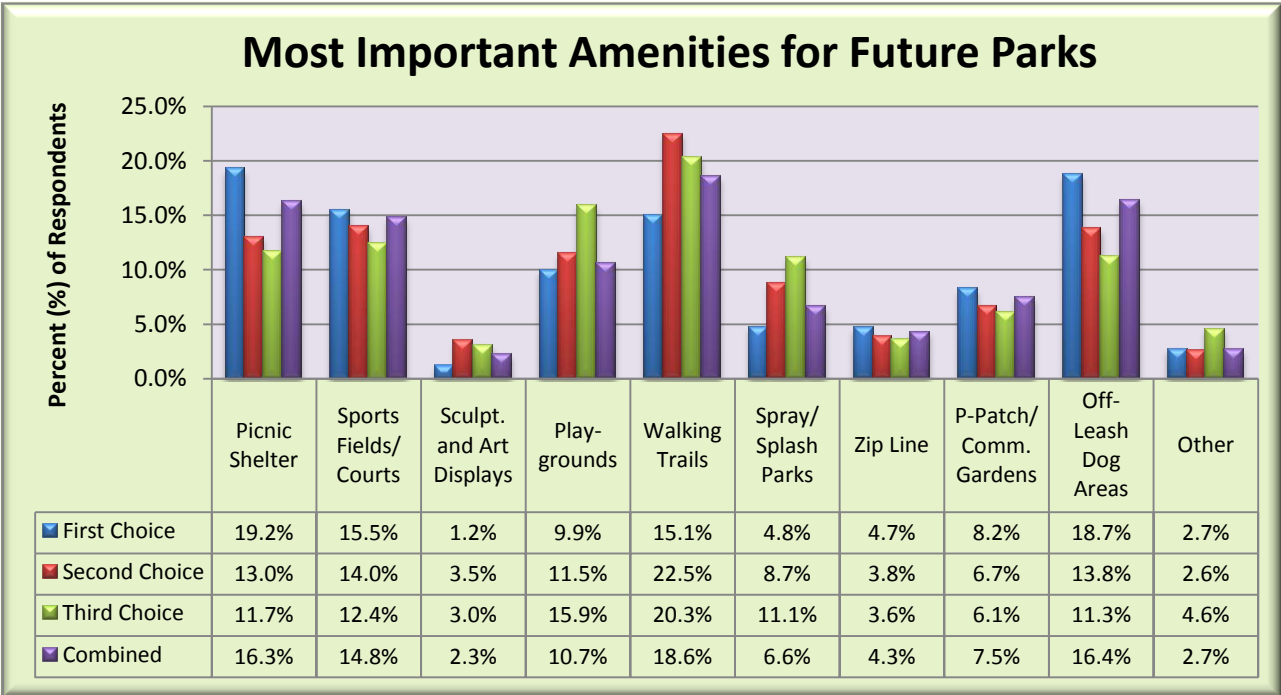
Respondents next reported the most important amenities they would like to see in future parks. From the following list of options, respondents gave their top three selections:

- Picnic Shelters
- Sports Fields, Sport Courts and/or a Disc Golf Course
- Sculptures and Art Displays
- Playgrounds
- Walking Trails
- Spray/Splash Parks
- Zip Line
- P-Patch/Community Gardens
- Off-Leash Dog Areas

Walking trails were the amenity most mentioned (18.6% of total combined responses) while off-leash dog area was the second most mentioned (16.4%). Other frequently chosen amenities included picnic shelters (16.3%) and sports fields (14.8%). Sculptures and art displays were the least popular of the choices offered (2.3%).

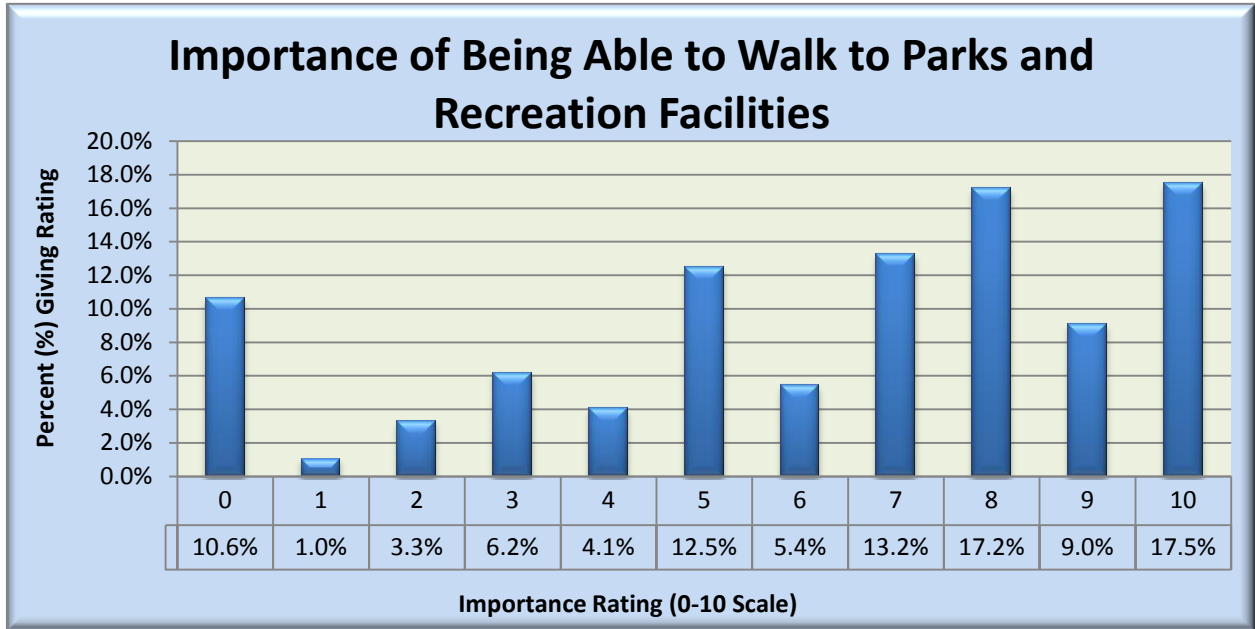
Additional amenities included under the “other” category included:

- Restrooms (9)
- Waterfront access (e.g. boat docks or fishing) (3)
- Rock wall (2)



Importance of Ability to Walk to Parks and Recreation Facilities

When residents rated the importance of being able to walk to parks and recreation facilities, the mean score was a moderate 6.24. Almost half (43.7%) of respondents gave a high rating of eight through ten.



Mean	Standard Deviation	Skewness	Kurtosis
6.24	3.14	-0.66	-0.62

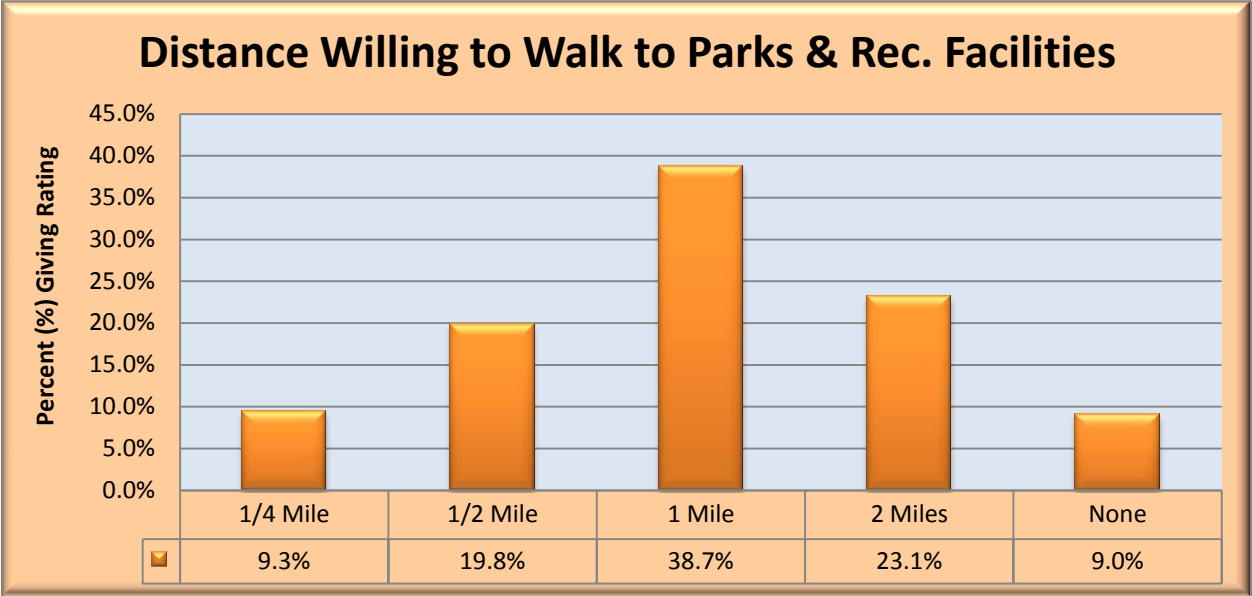
Importance of Ability to Walk to Parks and Recreation Facilities

Responses to this question varied significantly by age groups ($P = 0.002$, $Eta^2 = 0.072$). Again, the lowest ratings were given by residents aged 65 and over. Members of the 45-54 group gave the rated walkability the highest importance.

Age Group	Importance Rating
18-24	5.82
25-34	5.62
35-44	6.64
45-54	7.00
55-64	5.76
65+	3.93

Maximum Distance Willing to Walk to Parks and Recreation Facilities

Residents next reported the maximum distance they would be willing to walk to parks and recreation facilities. The results indicate that the level of willingness is generally high. Over 60% of respondents were willing to walk at least a mile to reach these facilities, while only 9% were not willing to walk any distance.



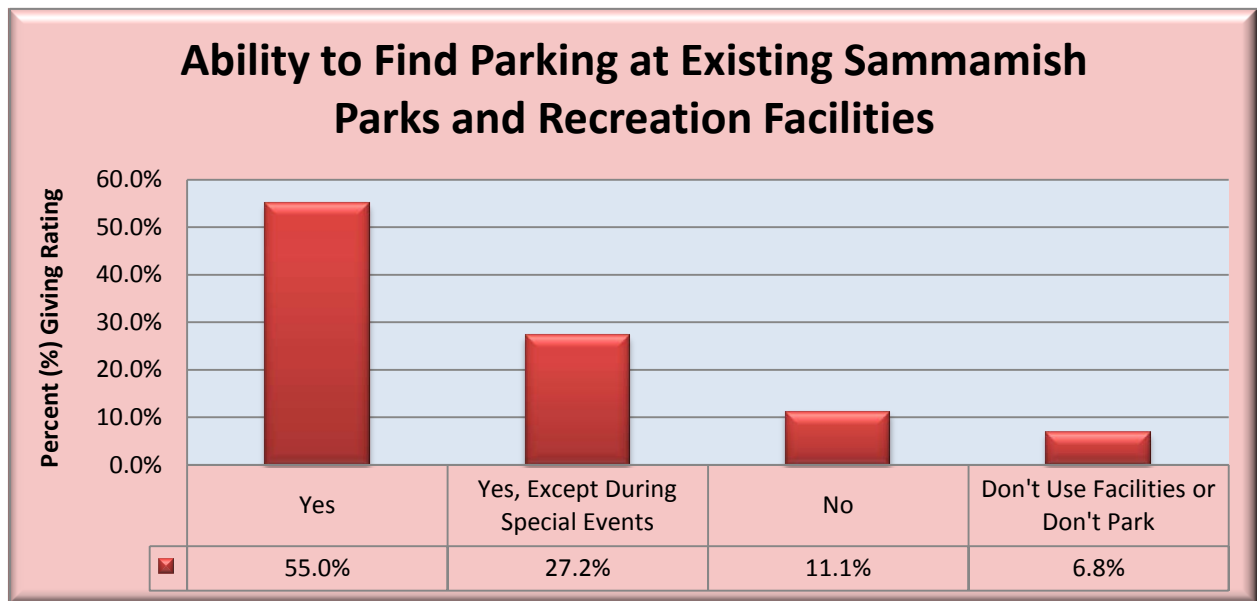
Multivariate Analysis

Respondents of different age groups reported significantly different distances willing to walk ($p = 0.001$, $Cramer's V = 0.167$). Those aged 35-54 were much less willing to walk 2 miles than both the age 18-34 and 54+ groups.

Age Group	1/4 Mile	1/2 Mile	1 Mile	2 Miles	None
18-24	3.8	38.5	19.2	19.2	19.2
25-34	12.2	18.4	34.7	10.2	10.2
35-44	6.0	23.9	48.7	18.6	2.6
45-54	9.4	16.2	41.0	28.2	5.1
55-64	10.2	15.3	30.5	18.6	18.6
65+	19.4	12.9	32.3	19.4	19.4

Ability to Find Parking at Existing Parks and Recreation Facilities

The majority of residents (55.0%) reported that they can generally find parking at Sammamish parks and recreation facilities. An additional 27.2% can find parking except during special events. Only 11.1% reported that they generally cannot find parking. Only 6.8% reported that they do not use these facilities or do not park there.



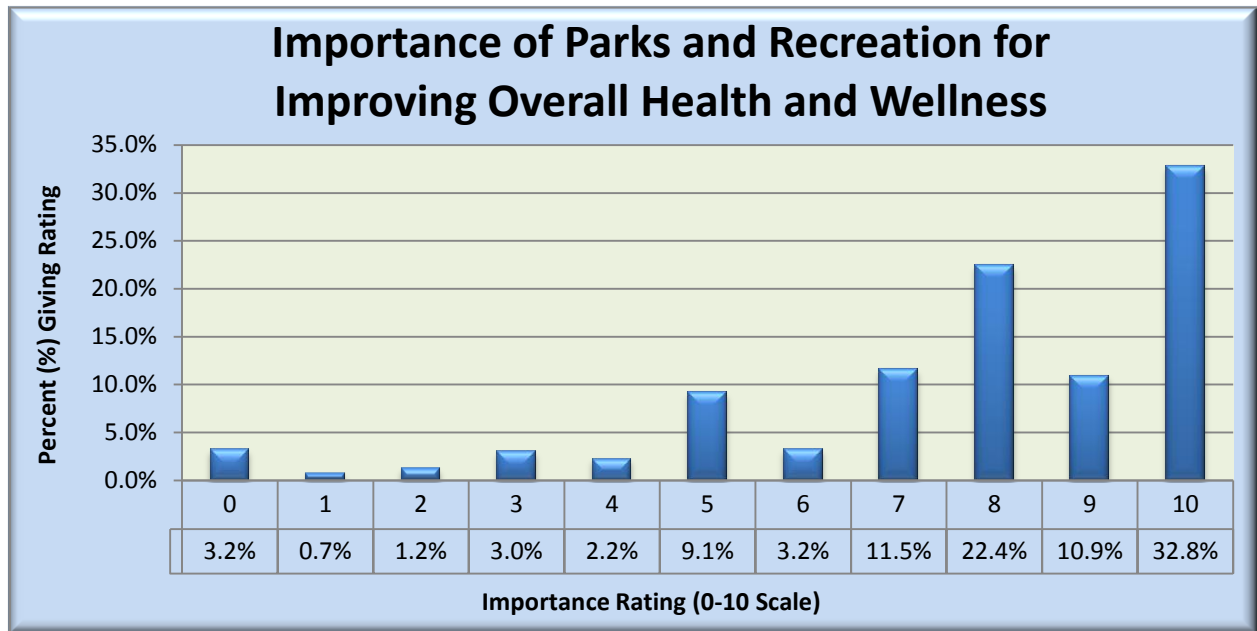
Multivariate Analysis

Multivariate analysis showed that responses to this question varied between age groups ($p < 0.001$, Cramer's $V = 0.198$). The 55-64 group responded "yes" most frequently, while the 18-24 and 65+ groups were least likely to respond "yes." The latter two groups were also the most likely to respond that they could not generally find parking, and the most likely to respond that they don't attempt to park at these facilities.

Age Group	Yes	Yes, except during special events	No	Don't use facilities or don't park
18-24	42.3	23.1	23.1	11.5
25-34	49.0	32.7	12.2	6.1
35-44	55.6	32.5	9.4	2.6
45-54	59.0	30.8	7.7	2.6
55-64	61.7	18.3	10.0	10.0
65+	43.8	9.4	18.8	28.1

Importance of Parks and Recreation Facilities for Overall Health and Wellness

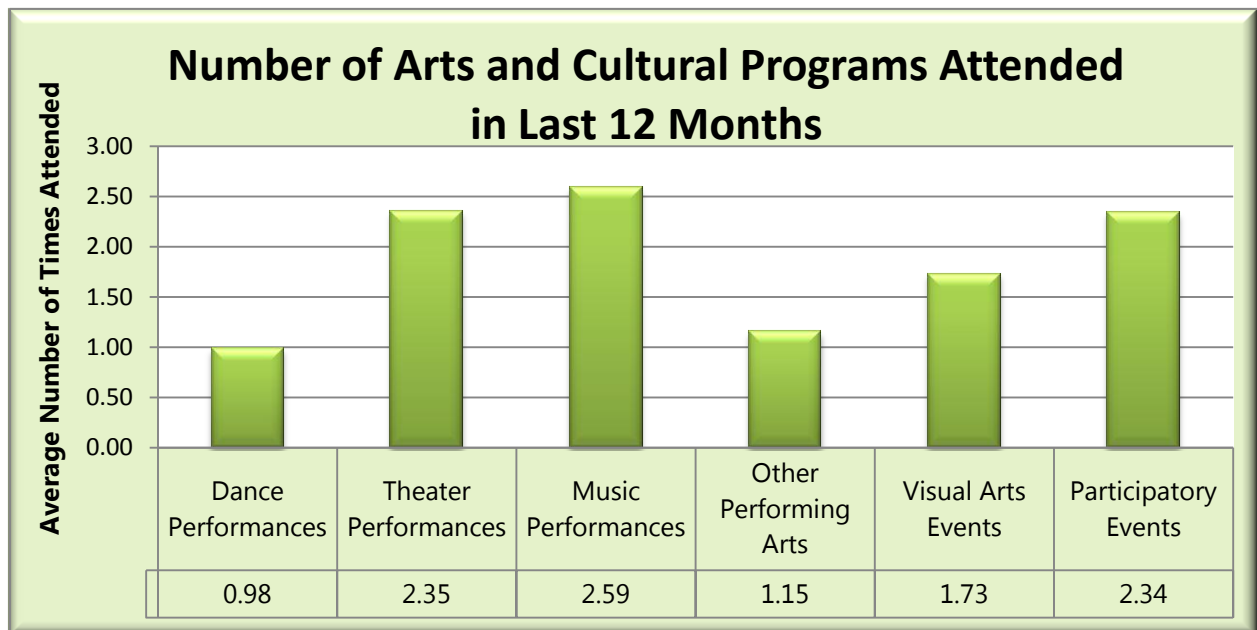
Residents gave a high average rating (7.71) for the importance of parks and recreation facilities for overall health and wellness. Over 30% gave the highest score of 10, meaning that for a substantial portion of the city residents, parks and recreation are considered extremely important for health and wellness.



Mean	Standard Deviation	Skewness	Kurtosis
7.71	5.51	-1.32	1.38

Cultural and Arts Programs Attended in Last 12 Months

Respondents were asked to list how many times they had attended certain categories of arts and cultural events within the preceding 12 months. The most frequently attended events were music performances, with an average of 2.59 times attended. Theater performances (2.35) and participatory events (2.35) were the next most common. Dance performances were the least attended, averaging less than one performance per respondent per year (0.98).



Type of Event	Mean	Standard Deviation	Skewness	Kurtosis
Dance Performances	0.98	2.33	3.94	19.67
Theater Performances	2.35	4.25	5.64	50.85
Music Performances	2.59	3.07	1.83	4.31
Other Performing Arts	1.15	2.23	2.98	10.29
Visual Arts Events	1.73	2.50	2.36	7.00
Participatory Events	2.34	7.29	7.32	77.10

Multivariate Analysis

Multivariate testing showed that men attended visual participatory arts events significantly less often than women. The difference was particularly distinct for participatory arts events, which women attended almost four times as often.

Gender	Visual Arts Events	Participatory Arts Events
Male	1.42	0.95
Female	2.04	3.73
<i>p-value</i>	<i>0.013</i>	<i>< 0.001</i>
<i>Eta²</i>	<i>0.015</i>	<i>0.036</i>

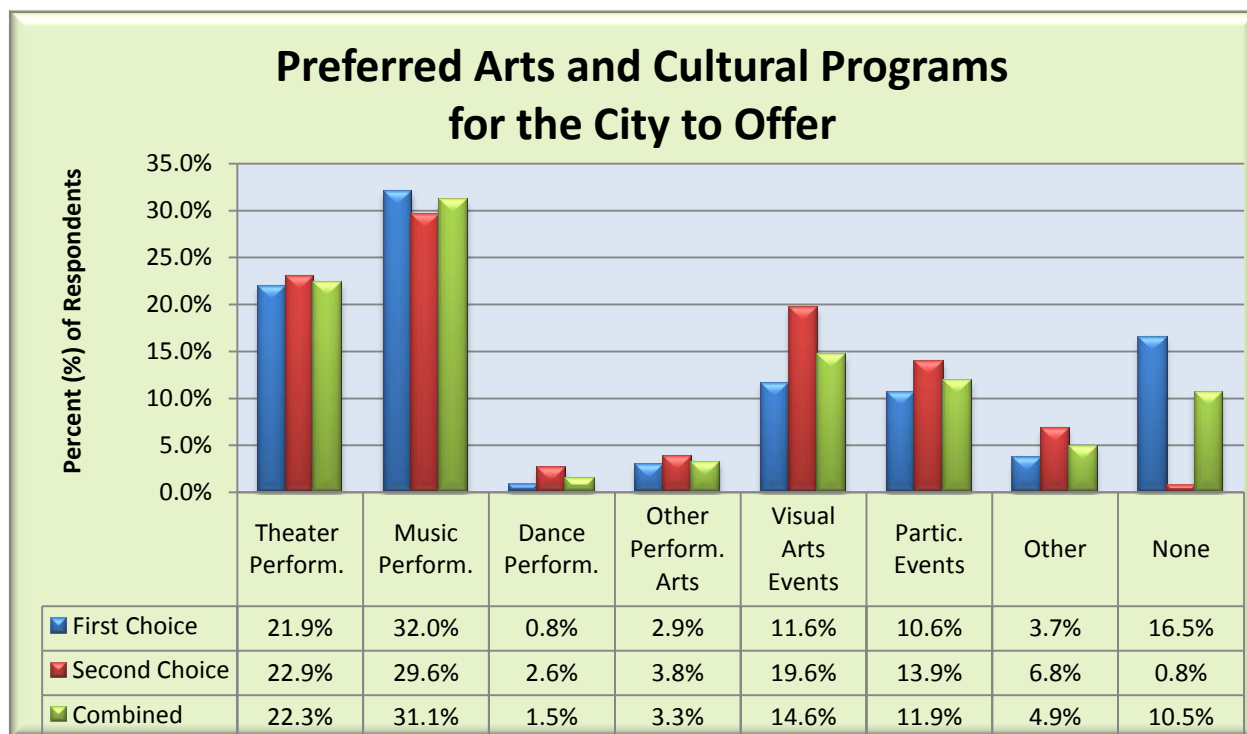
Preferred Cultural and Arts Programs for the City of Sammamish to Offer

Residents selected the two categories of programs they would most like the city to offer. Music performances received the most first choice votes, as well as the highest percent of total votes. Theater performances were second, and visual arts third. Dance and other performing arts received the lowest percents. These results mirror the previous question: respondents are most interested in having the City offer the same categories of programs that they have most frequently attended in the past.

A relatively large number of respondents believed that the City should not offer any arts and cultural programs.

“Other” responses included:

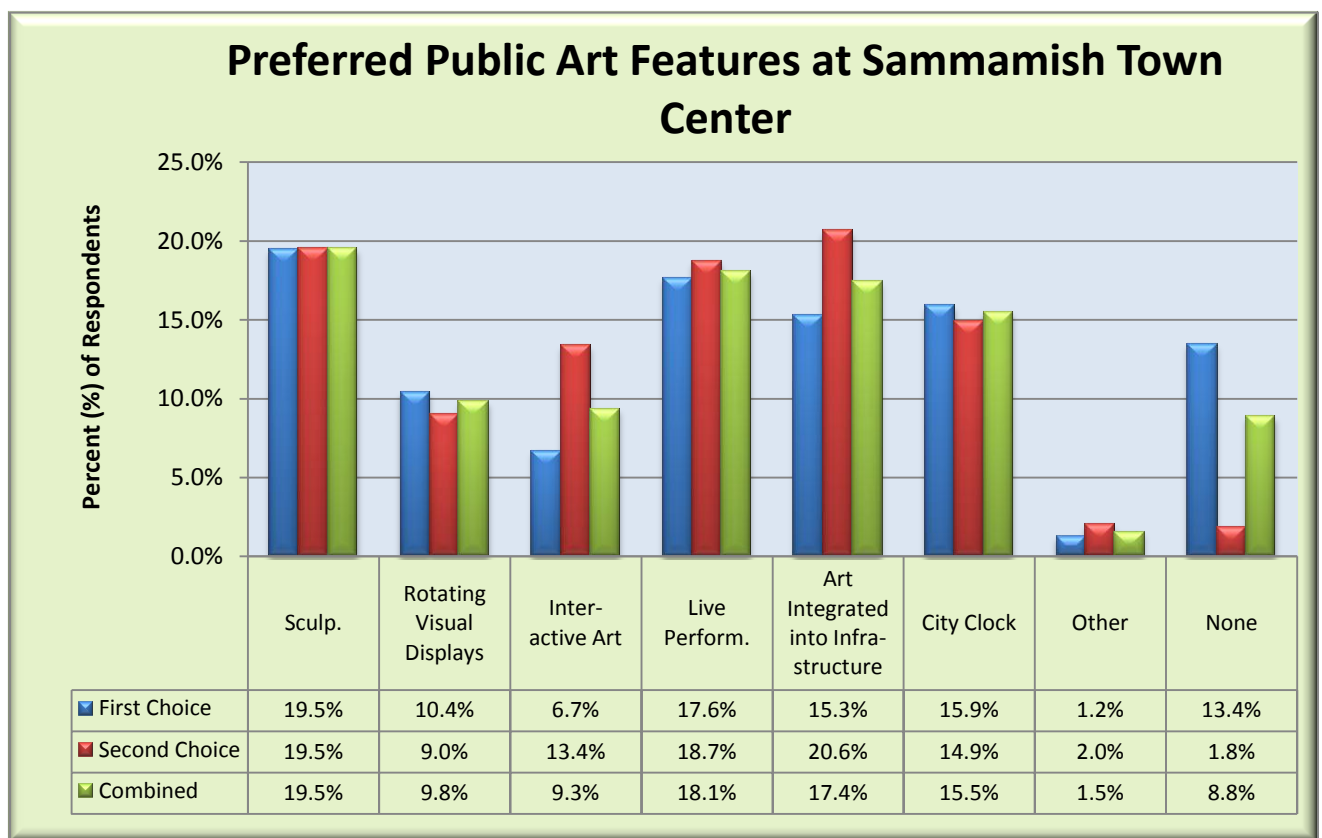
- Programs for children and teens (12)
- A food festival (2)
- Car shows (2)



Preferred Types of Public Art for Sammamish Town Center

The survey next investigated what types of public art residents would most like to see in the Sammamish Town Center. Given a selection of categories, respondents next rated their top two choices. In order of total percents, the most popular options for public art in the new town center were sculptures (19.5% of total combined responses), live performances (18.1%), art integrated into infrastructure design (17.4%), and a city clock (15.5%). Again, a substantial portion of respondents (8.8%) preferred no public art features at all.

Among responses categorized as "Other," three people also selected a fountain.



Other Comments or Suggestions

At the conclusion of the survey, residents were given the opportunity to share any other thoughts or comments. These responses were recorded verbatim. The following records the most common themes among responses, and includes illustrative quotes. See appendix 1 for a full list of responses.

Support for some or all of the projects mentioned in the survey

- Sammamish really does need some sort of activity center or pool. Right now you have to leave town to find a pool open the public. We shouldn't have to leave town.
- Activities involving the community in this time of unemployment like pea patches could bring the community together. I also think outdoor movies would be great.
- I think a rec center would be ideal. I don't know how such an affluent community doesn't have a community center.

Opposition to some or all of the projects mentioned in the survey

- The aquatic center is a crazy idea, especially since there is one in Issaquah, that's 20 minutes away and is underused. I don't understand why we should spend money for an aquatic center when there is one so close and not fully used.
- I feel they are stealing property. I don't want any part of this and will not support any funding!
- Sammamish already has so much in and around it that we don't need to spend a whole bunch of public dollars just to compete with neighboring cities. We should have something unique rather than repetitive or competitive.

Concerns over city spending and tax implications of parks programs

- The city, in these hard times, needs to focus on maintenance and existing infrastructure. Focus on necessary cutbacks to help the deficiencies we all ready have.
- I am against being taxed to have these services, buildings, art and so on in Sammamish. Our economy is struggling enough, and I do not believe we should be taxed for facilities we may not use, want or be able to afford.

Needs for specific improvements

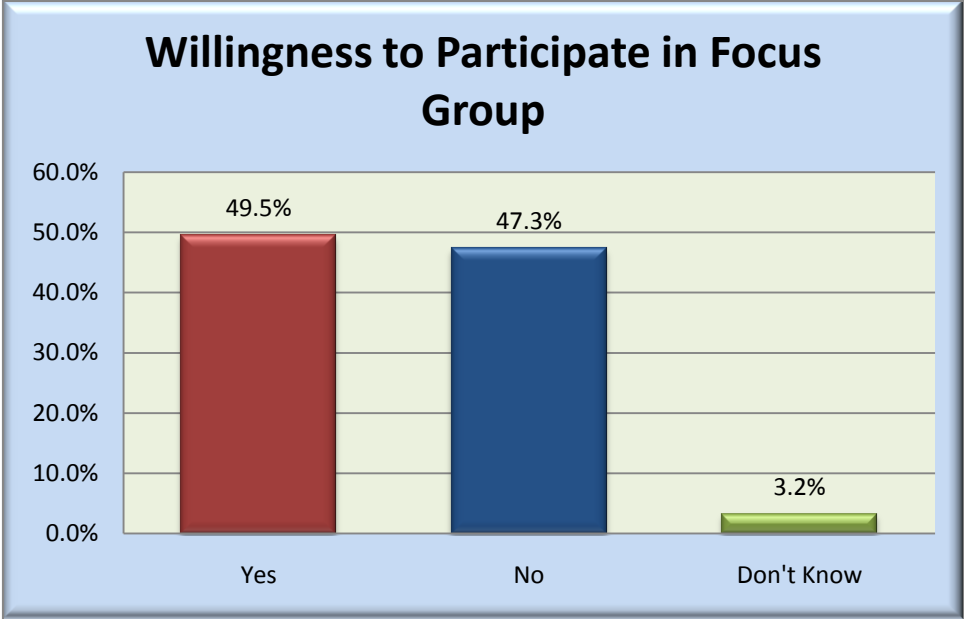
- I just think the parking is always an issue. It makes it difficult to go to these things.
- We need more public and diversified access to Lake Sammamish.
- We just need more things for younger kids. There are a lot of young kids up here.
- I would like to see the regional Lake Sammamish trail paved so other bikes besides mountain bikes can ride these trails. When they opened the trail, they said they would pave it but nothing ever happened.

Appreciation for the city conducting the survey

- I appreciate the fact that the City is asking for input and I hope they don't stop here. I want them to proceed with plans as it makes our area that much nicer.

Willingness to Participate in Focus Group

Finally, residents were asked if they would be willing to participate in a focus group to further explore the topics discussed in the survey. Nearly half (49.5%) of respondents expressed a willingness to participate in a focus group. This indicates a strong level of citizen interest in the direction of the city’s parks and recreation programs, and suggests that focus group research would be highly feasible.



Conclusions

- Satisfaction with the parks and recreation facilities in Sammamish is high, both overall and with respect to appearance
- Residents use a wide variety of sources to learn about parks and recreation programs. City-produced sources are an important information source.
- Overall, residents reported a moderate likelihood to use both the aquatic center and community center.
- Most residents would prefer a combined indoor/outdoor pool, though a substantial minority would prefer indoor only. Very few respondents preferred a seasonal outdoor-only pool.
- The most desired community center amenities were a fitness center, sports courts or indoor walking track, and a multipurpose gymnasium.
- Of the various possible locations for the community and aquatic center, the most popular response was at the town center. However, this only received 26.2% of the total, with a large portion responding that it doesn't matter.
- Price elasticity analysis showed that residents are about equally willing to support monthly property tax increases of \$5, \$10, or \$20 per month to fund a community and aquatic center. Support at the \$30 level was somewhat lower.
- Interest in specific new parks projects was moderately low. The most favorably rated of the projects, a new Sammamish Landing Park and an expanded Beaver Lake preserve, both received moderate ratings.
- If respondents could select only one type of project to be funded, most (54.7%) selected the community and aquatic center.
- Interest in new trails was moderate.
- Satisfaction with existing trails was moderately high, but lower than overall satisfaction with the parks and recreation system in general.
- Interest in land acquisition for trails, parks facilities was moderate; interest in improvements for athletic fields was lower.
- The most desired amenities in future parks projects are walking trails, picnic shelters, and off-leash dog areas.
- Residents gave a moderate importance rating for being able to walk to parks and recreation facilities, and most were willing to walk to these facilities
- Most residents could usually find parking; only a few reported that this was generally an issue

- Parks and recreation facilities are considered highly important for overall health and wellness
- Among arts and cultural programs, residents currently attend music and theater events most often. Residents would also most like the City to offer programs in these two areas.
- For public art in the Sammamish town center, residents would most like to see sculptures, art integrated into infrastructure design, and a city clock or town hall clock.
- Almost half of the residents contacted would be interested in participating in a focus group to discuss parks and recreation issues.
- Public interest or support for new parks and recreation projects has declined from previous years. This decline is likely at least partially due to concerns about the economy and city budget, but further research would be needed to identify additional causes.

Appendix 1: Verbatim Responses

Verbatim responses were recorded for the open-ended question 34, and for other questions when a resident gave a response that did not fit into an existing category.

Research assistants transcribed the verbatim responses while conducting each survey. The original transcriptions have been edited only for spelling, punctuation and major grammar. If multiple people gave the same response, the total number is identified in parentheses.

Question 4: Which specific sources of information do you use to find out about parks, trails, facilities, recreation programs, and cultural arts opportunities in Sammamish?

- Banner advertisement on the road.
- Banner on the street.
- Banners on 228th street, we've been here for 8 years and I know a lot of the things I want to go and see.
- Banners on 228th, signs on the road for farmers markets.
- Banners over the streets with ads on them.
- Banners that run across 228th Ave SE.
- City newspaper and banners.
- Community.
- Driving by.
- Flyers in the park.
- Flyers included in the newspapers i.e. inside the Sammamish Review.
- Flyers or banners.
- Google online and King County website.
- I just go to the park next door to me.
- Information from the sign on the banner on 228th, and Chamber of Commerce emails are helpful to us.
- Internet. (4)
- Internet - Google.
- Internet in general.
- Internet, Spanish mailers, Redmond mailers.
- Internet, Yahoo, Google.
- Just driving by.
- Just driving by it.
- King County Website.
- KOMO 4 (website).
- Local organizations, LWYSI, and GSSL.org.
- Mountain bike website.
- My experiences from living here for many years.
- myparksandrecreation.com.
- On the Internet or the TV news.
- Online, a general online search.

- Personal knowledge.
- Posted signs on 228th street showing different events that are coming up like a fireworks display and other things going on.
- Posters on the road.
- Sammamish flyer.
- Sammamish review newspaper. Signs that I see when I drive up and down the plateau.
- Search engine using Google. I would type in the word Sammamish, and then whatever activity I'm looking for.
- Search engine -- Google the words "Sammamish parks."
- Signs.
- Signs around town and the library.
- Signs at Farmers Market.
- Signs posted.
- Sometimes we stop in at the City Hall.
- Street banners.
- The banners that go over the 228th Ave that say, "Thanks for the Farmers' Market," and other varied events are information sources for me.
- The flyers that come around to us from the Sammamish Review.
- The King County website.
- The Sammamish flyer.
- The Sammamish newsletter or brochures that come in the mail or pick one up somewhere at the city hall, library, or in a public school where the pamphlet section is located.
- Visit the park.
- We have lived in Sammamish for ten years and we just know the parks.

Question 6: If a new aquatic center were built, what would be the TWO important elements/features you and/or members of your family would be most likely to use?

- A beach. I don't want a boat launch there. A park where we can barbecue with firepits. Lifeguards nearby, and plenty of parking available.
- Adult Lap Swimming and teen opportunities.
- Adult swim and location.
- An outdoor pool with winter time coverage.
- Any and all kinds of diving boards.
- Aquatic exercise swim. Children's swim class.
- Cost and availability. An open pool that is indoor and outdoor.
- Diving board.
- Family swim.
- Family swim pool.
- Family swim time.
- Family swims.
- General swimming.
- I don't want to see an aquatic facility.

- I'd prefer a 50 meter pool since only 2 pools of this size exist in the whole Seattle/Tacoma area and only 1 of those prior 2 pools are located indoors. They should look into this as something they could make some money off of.
- I'd prefer a regular 12 foot depth pool for everyone instead of a competitive pool. I think the water slides are a bad idea because of the liability issue with them.
- I'm not a competitive swimmer so I would use it for exercise.
- Just basic swimming.
- Just being able to use the pool.
- Kiddie pool.
- Lap abilities.
- Lap swim.
- Lap swim and lessons for kids.
- Lap swim, swim lessons.
- Lap swimming. (3)
- Leisure pool.
- Leisure swimming and anything for children.
- Lap swimming for adults with no kids around.
- None of the above.
- Open swim.
- Open swim for kids.
- Open swimming/just swimming.
- Public swim.
- Recreational swimming.
- Recreational swimming -- I would like a place to bring my grandchildren, and hopefully it would also provide swim lessons. I myself would not use it. I don't care to swim in it but my family would. I don't like swimming pools.
- Recreational swimming, lap swimming.
- Regular lap swimming.
- Regular swimming pool along with swimming lessons and exercises.
- Sauna.
- Swim in a lap pool. A class for senior citizens and middle age people called aquarobics (exercises performed by the swimming pool).
- Swim laps leisurely.
- Swim lessons.
- Swimming lessons.
- Swimming lessons and family swim.
- Swimming lessons, free swimming time with family.
- Swimming pool for laps and exercise.
- Water aerobic classes. (2)
- Water aerobics or senior exercise and adult free swim.
- Wave pool.
- We recommend that an aquatic center be a multi-use facility for us to give us a sense of community (we're too spread out as is now). I've seen this work well in a lot of other cities providing space for the elderly for aquatic therapy, etc.

Question 7: If a new aquatic center were built, what would be the TWO programs you and/or members of your family would be most likely to participate in?

- Diving.
- Masters program.
- None.
- Would not go.

Question 10: If a community center were built, what would be the TWO MOST important elements/features to include in the facility?

- An ice rink set up to be usable year round since we as a family have to currently commute some distance in the county to reach any ice rink for hockey, ice skating, etc.
- A place for teenagers to go in this town. A place where teens twelve years and older can occupy their minds. The town could use a movie theater. I'd like to see a better shopping center, not necessarily a strip mall.
- Activities for special needs adults and seniors.
- Aquatic center.
- Baseball fields and a pool.
- Class for teens or kids.
- Classes for the younger children.
- Classroom facilities.
- Farmers market.
- I own my own property and have my own pool. My kids are grown so none of this appeals to me.
- I really wouldn't use this facility at all.
- Kickball and toddler time.
- Needs to be a place for teens to hang.
- None of the above.
- Skating ring for ice hockey.
- Space for senior activities.
- Teen center.
- Tennis courts, boys and girls clubs where kids can go to after school.
- Theater, training.
- TV room to show movies.

Question 11: Select the TWO MOST important factors to you and your family in choosing recreational programs and facilities.

- Facilities and activities that could work for a person who is a paraplegic in our family.
- A new movie theater. New restaurants with bars or Mexican style types. There's only sushi places here, and they need more variety.
- A nicely built architectural building rather than something hastily put together.
- Activities for kids, day camps and the pool.
- Affordability.
- Availability when we showed up.
- Clean and safe programs as well as facilities.
- Cleanliness. (2)

- Cleanliness and class times.
- Cleanliness and security of the facility.
- Cleanliness of the area. Bathrooms for example in restaurants, many times are out of toilet paper, and people feel like it's not clean to use in general. The hand sanitizer is available. This is the same for the parks restrooms.
- Cleanliness of the facilities.
- Cleanliness.
- Community time.
- Cost. (11)
- Enjoyment and safety.
- Environment and privacy/no screaming kids.
- Environment that fosters having fun rather than emphasizing too much competition. Good sportsmanship taught by the instructors is more important and is better for my kids to learn.
- Family friendly.
- Farmers' market.
- Flexible schedule.
- Free for the people. We need our tax dollars paid for this (our city taxes).
- Fun for kids and adults and safety.
- How much is it?
- How much it is.
- I don't want a recreational facility. I don't want our tax dollars spent on that right now.
- I'd like it available to many groups, to everyone, not just the city or city groups.
- If there was a membership or user fee to use it.
- I'm trying a new experience for me.
- It should serve a broad base of the community and should be attractive to entire community, with and without money.
- Kid and gender friendly activities for both sexes.
- Kid friendly.
- Kid friendly classes.
- Lap pool and heated pool and a teen center.
- Location NE 8th and 228th.
- No overcrowding/safety.
- Open to all types of recreation and people's interests.
- Oriented towards kids.
- Pet friendly.
- Play areas for children and a shaded spot where we can sit with our infant.
- Playing tennis if there is a tennis court. We need enough picnic tables.
- Price. (4)
- Professionalism and safety.
- Safe and clean.
- Safety and social environment.
- Safety in the programs and/or facilities and cleanliness in the facilities.
- Safety of facility.
- Safety. Well lit location, well staffed.
- Schedule of classes and programs.

- Schedule of programs, activities at a convenient time that I want to go to.
- Snack bar inside the center.
- Staying out of the rain.
- Tennis courts.
- The community center and parks.
- The cost.
- The price. Lots of rich people live up here but we aren't one of them. We want some adult only hours be available for us.
- They would have to be properly supervised to make sure no hoodlums or troublemakers would be there. It would have to be well publicized to make sure people are aware of it and coming to it.
- Warm pool.
- We really would like a pool/aquatic center.
- We visit where our friends want to go for recreation.
- Well organized, clean with good customer service.
- Year round activities.

Question 19: How do you generally utilize the trails in Sammamish?

- Just exploring.
- Looking for birds.
- Motorcycling (dirt bike on the trails).
- My kids rollerblade.
- My teenage children use the sport courts.
- Rollerblading. I would like the East Lake Sammamish trail paved.

Question 20: Please select the TWO MOST important destinations your family would like to see trails connect within the City.

- I'm not interested since I live right next to the Sammamish Trail.
- The trails are fine the way they are.
- To the lake.

Question 25: Since incorporation Sammamish has continued to build new parks and renovate existing parks. As this work will be ongoing, please identify the THREE MOST important amenities you would like included in future parks.

- More viewable gardens.
- Aquatic center.
- Adding lights on some of the walking paths.
- Adequate parking.
- Restrooms.
- Restrooms and drinking fountains for people and dogs.
- Bike paths and climbing walls.
- Dock or boat launch area for Lake Sammamish.
- Fishing access other than just the fishing dock at Pine Lake.
- Fountain.
- Restrooms.

- Maintain what we have.
- Maintenance guarantee in the parks (maintenance bond).
- Maintenance.
- More barbeque pits so we can cook hot dogs.
- Open space.
- Parking, restrooms, multipurpose use.
- Parks on the lake. Pave the trails on East Lake Sammamish.
- Pool.
- Restrooms.
- Restrooms.
- Restrooms.
- Restrooms.
- Rock wall.
- RV (recreational vehicle) park for motor homes because we are from Walla Walla.
- Skate park and BMX park.
- Sports center for fitness.
- Stage with an amphitheater where people could perform.
- Swings, restrooms and wild areas.
- There's no waterfront handicap accessibility. The pathways are pretty restrictive at Pine Lake Park and Beaver Lake Park. Things need to be compacted, leveled out and gradually sloped to maintain accessibility.
- Working bathrooms, well-lit area.

Question 31: What TWO arts and cultural programs would you most like the City of Sammamish and the Arts Commission to offer?

- A practice place for kids to practice music whether as a rock band, or an orchestra, etc. where people can't complain about noise levels would be good to have.
- Band shell.
- Civic activities like bike races or street fairs.
- Cultural.
- Culture programs.
- Customs cars shows.
- Exhibits such as antique cars.
- Family art program.
- Festivals similar to the bite of Seattle where they have food from different countries.
- General community arts stuff, I like it all.
- Have the Wednesday Market extended, having it on Saturday.
- Historical things are very important.
- Holiday celebrations, 4th of July Parade and that kind of thing.
- International events, celebrating Martin Luther King's birthday.
- Interactive art.
- Kid friendly arts.
- Kids programs.
- Live performances.
- Movie nights in the park.
- Nature programs akin to the ones at Mercer Slough, Lakemont or Seward Park.

- No idea.
- Showcasing local artists.
- Summer camps for kids.
- Teen dances.
- Ultimate Frisbee or other sports tournaments.
- Youth and art, let the creativity flow with the kids.

Question 32: Please select the TWO types of public art you would most like to see included in the new Sammamish Town Center.

- Any of these are fine with me as long as they are donated. I don't think our taxes should be spent on this and government should not be involved.
- Fountain.
- Fountains.
- Historic house.
- I think all public areas need to have adequate places for people to sit.
- Local artists.
- Nice landscaping.
- Something that is animated, something that moves like kinetic art.
- Water or spray fountains with lighting.

Question 34: Is here anything else you would like to share or comment on?

- The pool is very important. The old library for the pool would be good. I have very strong feelings the money is not being spent like it is.
- A comment on whether or not to carve the stumps near the Safeway. There was talk about carving the stumps into artistic designs. An artist would be hired at a cost of \$2500.00 to carve something distinctive. This would be a good addition to the city. I really like the idea of a town clock, a swimming pool, and the P-patch.
- Activities involving the community in this time of unemployment like P-patches could bring the community together. I also think outdoor movies would be great.
- All the city is going to do is raise taxes for these things. I'm a senior citizen and not at all for raising taxes.
- Always consider maintenance please. Have it be a main priority like everything else.
- An interesting side-note is I work for the Issaquah Parks and Recreation Department, and we did a similar study on the feasibility of a swimming pool.
- Be careful with taxes. Keep it under control.
- Be fiscally responsible. I think sometimes our city spends money on unnecessary things and overlooks the important things. For example, the infrastructure in the parking lots. Make more space for minivans and larger vehicles - don't fill them with compact car spaces. We just went to a splash/spray park in Bellevue at the Crossroads area and there were full sized family vans that couldn't open their doors properly due to the limited space in the parking area. If two or three full sized family vans were all trying to park there the side and/or rear doors could not all be opened normally.
- Build the aquatic center as quick as you can. The annual increase in property taxes of \$250 shouldn't be a problem for anyone. Make the pool indoor and outdoors.
- City of Sammamish, don't spend any more money! They just don't have it and I don't want my taxes raised for art sculptures or a skateboard park!

- Consider more parking at the Town Center. Right now there isn't enough.
- During hard financial times people will have to spend a bit less. The city is really into fire and police departments. Recreational and parks might have to take a back seat for awhile.
- Focus on pool and also a teen center. We also need more parking.
- Forget everything else and build a pool!
- From my neighborhood I don't have a safe trail or sidewalk so I can walk to a grocery store. I would love to safely walk or bike with my children to either of the two grocery stores nearby.
- Funding is going to be the issue. The aquatic center is more important than widening the sidewalks and putting in planting strips. That isn't important. So many areas where the money could of be better spent.
- Go a little at a time. Our town has only limited tax revenue coming local business. So we have to pay ourselves and nobody wants to do that.
- Greater circulation at the library. They need more books. Improve the library. It's nice but needs more books. We need to build the community center and aquatic center.
- I hope the council members remember that they have a job, but that job doesn't mean dreaming up ideas on how to raise taxes. Remember they aren't spending their own money. They have to be wise with spending when you have ten percent of the workforce out of work. The government really needs to look carefully at the way they spend money, and do the best with what they already have. If the community really needs something great, build it, but remember the economy. You are dealing with other people's money.
- I really use the East Lake Sammamish Trail. A lakefront park would be great, that is important to me.
- I am against being taxed to have these services, buildings, art and so on in Sammamish. Our economy is struggling enough, and I do not believe we should be taxed for facilities we may not use, want or be able to afford.
- I am concerned about Soaring Eagle Park and the soccer fields and athletic fields that are being installed here in my neighborhood. I am opposed to the night lighting interfering with the quiet enjoyment of personal residences living near the park. I am also concerned there will be inadequate parking which will result in the overflow going into private neighborhoods. This problem may also give rise to vandalism, litter, clean up and so on. It is a neighborhood with small children and this may give rise to making residents feel unsafe.
- I am disappointed that all questions assume the city is going to spend and what to build. They aren't considering who is going to pay and how the money is going to be raised. I don't want to be forced to pay for these things, especially in this economy through raising of taxes. Who cares about a clock or whatever?
- I am interested in additional sports facilities and ball fields for the youth. I am not interested in the city buying more land. We have enough parks!
- I am not interested in the city expanding their park system. They already took 1.3 acres of mine for a trail to run through it so that I cannot use my property, but I am still responsible to pay taxes on it, and the city didn't pay me a fair price. Now I have condos right next to me. Because I was afraid the City of Sammamish would take more of our 40 acres of property unfairly, my family sold the other 25 acres.

- I am opposed to the aquatic or community center.
- I appreciate they are trying to get feedback from the residents on how they may spend their money. A great divide is created in neighborhoods when the original owners are older than the younger couples who move in and have children because they have differing interests and needs. So, there needs to be some balance when taking the survey responses into consideration.
- I appreciate the fact that the City is asking for input and I hope they don't stop here. I want them to proceed with plans as it makes our area that much nicer.
- I couldn't answer the question on land acquisition for trails, new parks and recreational areas because of the recent land acquisition given by the city by a resident. My answer would depend on just how much land the city is now sitting on. I don't think the city should be interested in acquiring land if there is already enough land to be used for this purpose.
- I don't have children. I go to Beaver and Pine Lake with my dogs.
- I don't think the aquatic center should be built. Keep taxes low. Don't give in to big developers because small homeowners will suffer.
- I don't want the Freid House or a clock for \$100,000. I'd like a complete uninterrupted north to south street on 244th, from Fall City to I-90 or Duthie Hill Road. Get rid of the barricades on 232nd, there are some by the golf course and north by Sahalee. No more construction of roundabouts.
- I feel they are stealing property. I don't want any part of this and will not support any funding!
- I go to Redmond for everything including swim lessons for my children. I go off the plateau for just about everything recreation wise.
- I happy that you guys are gathering our opinions.
- I have lived on the plateau for twenty years. When they decided to incorporate we knew that the taxes would go up because there are no businesses here. We have to pick up the bill and I'm just a little tired of that.
- I hope they get the bond for the pool.
- I just think the parking is always an issue. It makes it difficult to go to these things. Water parks are very important.
- I just want the pool, we have nothing, all active area with all interaction for the kids.
- I know money is tight right now. All of these things you are talking about it, makes the community. For the better of the city you got to pay for this stuff. I am willing to pay the taxes for this. Without this, everybody lives their own life. You are a good man to be doing this job.
- I like doing the survey but it has too many choices for a phone survey, it was not well written. I had three children grow up in Sammamish and we need the parks s and rec for the kids. Above all we need the community center. The kids need a place to hang out.
- I like what the city is doing to keep up communications using the newsletter and e-mail. I like the program I was reading about that talked about cooperating with nearby cities to relieve the tax burden. I think all young people should have somewhere to go.
- I need to point out that the city needs to be careful of the overgentrification of parks in Sammamish. Since the new park director started a few years back, I have noticed this happening. Areas we like are all primed up, they look good, but too much of it spoils the

natural qualities of the areas. Also, no more regular play structures, please build something unique.

- I really want a community center!
- I really want a pool!! When I moved here I didn't understand why the City of Sammamish didn't have one! It really surprised me!
- I support the general maintenance of parks, but I think funding should go to schools and teachers in the community.
- I support the Sammamish commitment to the present parks and recreation facilities and I believe renovations are great but I don't want or need new facilities because they would increase taxes.
- I think Sammamish is very reckless in spending money on the traffic roundabouts. They expect more money to build the library and we cannot afford what they want.
- I think a combined issue on the ballot would make me vote no. I would only vote for a community center.
- I think a rec center would be ideal, I don't know how such an affluent community doesn't have a community center.
- I think our economy is too tight to do a lot of artwork. I'm not pleased with the quality of most of what I see around the Northwest.
- I think Sammamish is a nice place to live, but I am concerned. I think maintaining a good healthy lifestyle is a good, but it doesn't mean spending more money. A lot of times, newly developed areas feel they have to show off. They do this by growing and spending when people can use what already have. For example, with the aquatic park, there is a swimming pool not too far away at a YMCA. I think the focus should be having nice friendly neighborhoods rather than commercial enterprises - bring people together instead.
- I think that the City of Sammamish should be very fiscally responsible and not invest in anything in what is considered a luxury at this time.
- I think the aquatic center would be very expensive.
- I think they have a lot of great things. I would like to see more green space instead of art, concrete and metal.
- I think we need senior services. We need them very much.
- I want an ice skating ring in Sammamish. I think it is really important for the kids. I don't think the aquatic center is necessary because there is one in Issaquah already. I don't want an increase in taxes.
- I want a pool.
- I want Sammamish to focus on maintaining what they have and the expenditures should be on maintenance instead of new facilities until the economy improves.
- I want the city to get these events going. I'm talking about the things t you mentioned in this survey. I'd like to see another survey on the cost on the cost construction. Does it end after it's built? When the structure is paid off? It depends on the pricing of these different events. If they jack up the price too high then it's useless.
- I want the pool! They need to enlarge the parking at the Duthie Hill Park (mountain biking). People are parking where they shouldn't be. Hurry and fix that, we are already having accidents.
- I want the aquatic center to be located in Sammamish instead of surrounding cities.
- I want to see an aquatic center built.

- I wish the option for building an aquatic center with the YMCA were still on the table.
- I would have answered differently when children were younger.
- I would just like the people who are planning this to seriously consider the impact on the surrounding residential area. I like my privacy!
- I would like the city to keep us more updated on the construction work in the fourth street area. Those of us who live in the area need to be kept updated.
- I would like to receive a mailing my friend receives from Sammamish. She has young children, and I have a teenager, maybe that is why I'm not on the mailing list. It is a recreational guide of sorts. It is colored and has coupons. I would really appreciate receiving this publication.
- I would like to see ethnic cooking and baking classes offered, as well as knitting classes.
- I would like to see improvements at the proposed East Lake Sammamish water access park.
- I would like to see more bathrooms and water provided in the parks. I'd like more trails too.
- I would like to see the East Lake Sammamish Trail paved so we can rollerblade and bike on it. Just have public access to the beach and the park and you can have picnics there north of Sammamish and south of Redmond on East Lake Sammamish Road.
- I would like to see the regional Lake Sammamish Trail paved so other bikes besides mountain bikes can ride these trails. When they opened the trail, they said they would pave it but nothing ever happened.
- I would like to see the structure of the new buildings to be appealing and attractive. Make them pretty and blended into our community appropriately.
- I would like to tell them not to do anything that will increase our taxes. Stay within the budget!
- I would rather have an aquatic center than a community center.
- I wouldn't mind seeing there being more parks with minimal parking to encourage walking to parks. I don't like the idea of artificial lighting and artificial turf being installed in parks. I think parks should have mostly natural lighting.
- I'd like a sidewalk on Inglewood Hill Road from Lake Sammamish all the way up the hill.
- I'd like the city to cut down the 30 foot stumps at the entrance to Eastlake High School. They are talking about making those into sculptures, don't want little wooden teddy bears. They need to come down. If they cut them down, they need to cut down the stumps.
- I'd like to see more parking at Lake Sammamish and more access points to the trail. I'd love to have a waterfront park.
- I'd like to see more riding trails. I think the police do a pretty good job, but if the officers could be a little more friendly, that would help.
- I'd prefer the money be spent on sidewalks. In our neighborhood, we have no sidewalks and we're on a dangerous hill. We're in Waverly Hills and it's a narrow road and it's scary because there is no sidewalk. It drops off to one side and if a car came, you'd have to leap off to the other side. I'd rather they spend money on that than a community center.
- If it's possible I'd like the city to put the aquatic center on the ballot to be decided by the people.
- If there was a community garden, I would be first in line to use it.

- I'm concerned with the teenagers. Their needs aren't listened to because they do not vote on funding. Parents represent their children by their vote.
- I'm all about the parks. I would like Sammamish to provide an indoor facility for teens and more access to the lake.
- I'm glad that this survey is being conducted. I hope you are getting many people to do this.
- I'm most interested in is the aquatic center. I've been busy researching all the things around us. We have to go to Kirkland to get our child swimming lessons. The instructor has a tarp or something like plastic walls and a canvas top and it closes up in the winter and doesn't give lessons. They keep the pool quite warm. I would hope they could do something like this at the new aquatic pool. I would like a salt water option too.
- Improve the trail system. Some of them should be at least paved. We could rollerblade, and my little kids could bicycle on it. It would also be nice to have that option. I know it will be expensive. The parks are always clean. It's ridiculous that bikers are on the main road when they could be on the trail instead. It's a long stretch so it really slows things down when it comes to traffic. Also, when they build play structures on ball fields, it's a hazard when they are built too close to the parking lot. They should be positioned differently, so it wouldn't be such a concern.
- Improved ball field that we already have before new ones are built.
- In this economy when people are losing their jobs and salaries are being cut like mine was, the last thing we need is adding more parks and buying land. I can't afford higher taxes. If they put anything on the ballot, I'm going to vote no and encourage all my neighbors to vote no. I don't think they should spend this money on parks until the economy turns around and people are working and not being forced out of their homes. I can't believe they're contemplating this. I can't go clothes shopping or take vacations. I'm just struggling to pay basic expenses. That ten dollars a month, I can't afford that! My neighbors had to move and another neighbor had been looking for a job for six months!
- Interesting ideas. Sharing park options with Redmond would be interesting.
- It doesn't mean we don't support the young families in Sammamish. We don't have young children, so we wouldn't use the facilities in the same way.
- It is important to give kids something to do in the summer. This is why I like Pine Lake because I send my kids there. Mercer Island is very popular because kids have a place to go and it also has good art programs. We have far more kids than Mercer Island so it would probably be more important for us to have a facility like that.
- It seems we have multiple school base physical fitness infrastructure. It seems strange we are building a separate community center when we aren't using the other facilities to their capacity. It is a bad use of taxpayer money to build redundant facilities. We should use public school facilities for the community, and share facilities with other communities.
- It would really be awesome to have a pool that could be used all year round. An off-leash park would be nice, but I really like Marymoor Park, because it has more interesting things like landscapes and water for the dogs to play in. It's hard to imagine that we could compete, so let's just put all our money in the pool.
- It's a very comprehensive survey. I am still going to write the city council about having a trail for dogs that doesn't require a leash.

- It's a well run city. It's well managed. The parks have improved so much since we moved here three or four years ago.
- It's been a very long time since the park department talked about a pool being built. It was promised and never built. It's been a long time coming and it's due now. My child has grown and graduated from college.
- Keep up the good work!
- Lake Sammamish waterfront development is my only priority. It should have parking because I can't walk there and I'd like to use it to fish or kayak.
- Leave some of the open spaces alone. Don't just keep building new things. I would like to have more renovations. Improve junior high field (Inglewood) turf.
- Less art and more paying bills city/ more worried about streets and services.
- Less taxes baby.
- More activities for teens.
- More activities geared toward youngsters.
- More clarification for the questions would be helpful. The sports fields are also important.
- More development in North Sammamish.
- More Handicapped spots for parking and closer to park.
- My focus is what is going to be available for the children - toddler through teenagers.
- Need more sports fields with more artificial turf.
- No expansion on East Lake Sammamish Parkway.
- No interest in higher taxes to provide this. They should figure out how to do it with the money they have.
- Of all the things that we need, I think we really need a disc golf course. It's high on the priority. I think it would be a great way to get out to use the parks and wouldn't cost that much to establish. So, the cost is low to the benefits that it has.
- Only one person lives in this household. All my children are gone and there would be no use for playgrounds, etc. in my household.
- Parking at Pine Lake Park is insufficient.
- Parking is tough. They need to get a handle on the Duthie Hill Bike Park. Parking is a disaster because people park alongside the road making it very difficult for other drivers.
- Parking needs to be added to the trail by Lake Sammamish that connects to the Gilman Trail.
- People find where they want to go for entertainment. They should get volunteers instead of increasing taxes. We cannot spend what we don't have.
- Reduce the length of the survey or do it online.
- Regarding the parks, I would use them more if I could set up my own volleyball court. They told me I couldn't because of their sprinkler system.
- Repair the bathrooms in those areas. Many times they are not clean enough.
- Road improvements I guess. We need more stoplights up here. Trying to get on the 228th from our development is tough especially in the morning. Not on every block, but on major entrances to developments on 228th.
- Sammamish already has so much in and around it that we don't need to spend a whole bunch of public dollars just to compete with neighboring cities. We should have something unique rather than repetitive or competitive.

- Sammamish really does need some sort of activity center or pool. Right now you have to leave town to find a pool open the public. We shouldn't have to leave town.
- Survey is good, pave East Sammamish trail.
- Shorter survey.
- Summer concerts in the park would be a nice gathering venue.
- Spray Pine Lane Park for ticks. I'm totally in favor of the pool.
- Stop wasting our money! Stop spending on art and fringe activities!
- The aquatic center is a crazy idea, especially since there is one in Issaquah, that's 20 minutes away and is underused. I don't understand why we should spend money for an aquatic center when there is one so close and not fully used.
- The aquatic center is a great idea. We are all for it.
- The city needs to focus on what we already have.
- The city should be very very judicious when they are spending the money we give them.
- The city, in these hard times, needs to focus on maintenance and existing infrastructure. Focus on necessary cutbacks to help the deficiencies we all ready have.
- The Eastside definitely needs an aquatic facility with a fixed lane pool with the availability to hold swim-meets. There should be room for six lanes for competition, and for the citizenry to also be there for regular swimming.
- The main focus on doing something on the Lake Sammamish waterfront.
- The question about parking doesn't give a realistic selection of options. Poor parking is not always only the result of the events mentioned. The question at the beginning asking about wanting a community center and only in the next question does it give examples of what it might have seems to be sequenced in reverse order.
- The summer concerts at Pine Lake Park, I love those!! I wanna keep those!!
- The survey is much too long. I bike on the King Country Trail daily, and it's called the East Lake Sammamish Trail.
- The survey was really long. I would of liked to have seen it so I could have narrowed down my choices.
- The turf fields need upgrading. At 2012 Eastlake will have 200-300 more kids and their after-school sports will suffer because it has no lights.
- There are too many options to remember them all. You need to make them shorter or something.
- There is a park next door to us. The brand new biking park on Duthie Hill Rd. Everyone is parking on the street and we can't get out of our driveway. It makes it hard to drive down Duthie Hill Rd.
- These things make our city prettier.
- They need to improve the connectivity in Sammamish and especially remove Trossachs barrier.
- They need to be very careful when they choose art. Sometimes you see things and wonder, oh, that's art? Hundreds of thousands of dollars have been spent and there needs to be a higher standard so it doesn't look like the tin can buildings like the old library. There needs to be a board that is really going to study what kind of art is put up.
- They need to start thinking about spending less money.
- They should specify community fields if they are included as part of the parks system in that first question, if community fields are part of the Issaquah parks and recreation system.

- They should take all that money they are going to spend and spend it on keeping what we have nice. Repair the walking trails, keep them safe, have bike patrols and keep the bathrooms clean. We should just take care of what we have.
- This has been a good survey and I'm glad you captured my attention saying it was for Sammamish.
- This is the time to spend money on subsidies and not all this other stuff.
- This survey is way too long!
- Too many taxes. Find another way to pay for this other than raising the taxes.
- Two very important considerations for choosing recreational programs and facilities are two things the city is lacking. There is a large population of special needs adults in Sammamish, and we need activities and recreation for this segment of the population. We also need to improve transportation to these activities for adults with special needs.
- We definitely wanted Mr. Odell for mayor or city council. My wife and I told him we wanted the aquatic center. We told him we would vote for him if the idea of an aquatic center was seriously considered. We voted for him, now all there is is talk about an aquatic center.
- We have horses and we have been landlocked. I would like to see more horse trails. There is nowhere to ride my horses anymore.
- We just need more things for younger kids. There are a lot of young kids up here.
- We live close to Beaver Lake Park, and I have some comments on the preserving the character of the park. For example, Pine Lake, taking into consideration that it's nice, however in my mind it has an open park feeling with walkways always manicured, and neat and tidy. Now, Beaver Park has a more rural and a laid back feeling to it. I like the Beaver Park atmosphere much better.
- We live in a wonderful city.
- We need more bike lanes on the streets. Improvement on SE 32nd is great. The 228 bike lane peters out and made a mess of 228 being a bike viable route.
- We need more dog parks and the aquatic center is needed very much.
- We need more public and diversified access to Lake Sammamish.
- We need to upgrade skate park.
- We really like the new city center. I wish we had more parking spaces.
- We really need a soft path on West Beaver Lake Drive.
- We want the aquatic center and don't bother with upgrading the existing parks or roads. I'm content with the way they are, and I wish we had a pool, and I want the money used the way.
- We would really support the pool. We are all for it.
- Well, my comment is that this is a tough time to consider adding funding for recreational things.
- What is the timeframe for these planned changes?
- Will the expenses be over the amount of revenue for either a aquatic center or a community center? I've never heard that there are funds already available in the City to afford either facility at this time. I'd prefer we hold off on building either facility until we can afford to do so. What with the budget crossover point coming up in the near future, if we build those things now without being financially prepared to do so we might have to in the future make cuts in police or other city services that could have been avoided if

we just waited to build either a aquatic center or a community center at a much later date.

- Yes. We would very much like to see an increase in the use of parks and recreation combined with less commercial development.
- You're doing a good job, for a small city.

Appendix 2: Survey Questionnaire

Hello, my name is _____, and I am a research assistant from Hebert Research, an eastside research firm. This research is on behalf of the City of Sammamish. We would like your advice to assist in the City of Sammamish's parks, recreation and open space planning. I can assure your answers will remain strictly confidential. This survey only includes residents of the City of Sammamish. May I continue with the survey?

[IF REFUSE TO TAKE THE SURVEY] If you'd prefer to take the survey online, it's also available on the City of Sammamish's website. Thank you for your time. **[TERMINATE]**

1. In the past 12 months, how many times have you visited parks, recreation and open space facilities in the City of Sammamish? **[RECORD NUMBER. IF 0, SKIP TO Q. 5]**
2. On a scale from 0 to 10, where 0 is "not at all satisfied" and 10 is "very satisfied," how do you rate your overall satisfaction with Sammamish's parks and recreation facilities and services? **[RECORD RATING]**
[Question asked in 2008 community survey]
3. On the same 0-10 scale, how do you rate the overall appearance of Sammamish's parks and recreation facilities? **[RECORD RATING]**
[Question asked in 2008 community survey]
4. Which specific sources of information do you use to find out about parks, trails, facilities, recreation programs, and cultural arts opportunities in Sammamish? **[DO NOT READ, RECORD ALL RESPONSES]**
 - a. City Website
 - b. Television 21
 - c. Sammamish Library
 - d. City email alert
 - e. Recreation Guide
 - f. City Event/Volunteer Event
 - g. Newspapers
 - h. City Newsletter
 - i. Word of Mouth
 - j. Chamber of Commerce
 - k. Call to the Parks and Recreation office
 - l. Other – specify
 - m. Don't know

AQUATIC/COMMUNITY CENTER QUESTIONS

An aquatic facility is being considered for Sammamish and may serve both competitive and/or leisure swimming needs.

5. On a 0 to 10 scale, where 0 is “not at all likely” and 10 is “highly likely,” how likely would you and/or members of your family be to use an aquatic facility? **[RECORD RATING. IF RATING OF 0, SKIP TO Q. 9]**
[Question asked in 2006 parks survey]
6. If a new aquatic center were built, what would be the TWO important elements/features you and/or members of your family would be most likely to use? **[RECORD 1-2]**
 - a. Competitive Swimming Pool (minimum 6-lanes, 25 meters)
 - b. Water Slides
 - c. Splash/Spray Area
 - d. Warm Water Therapy Pool
 - e. Lazy River
 - f. Zero-Depth Entry Pool
 - g. Space for Birthday Parties/Special Events
 - h. Other – specify
 - i. Don’t know
7. If a new aquatic center were built, what would be the TWO programs you and/or members of your family would be most likely to participate in? **[RECORD 1-2]**
 - a. Swim Lessons
 - b. Competitive Swimming/Swim Teams
 - c. Lap Swimming
 - d. Open Swim/Family Swim
 - e. Water Exercise Classes
 - f. Rehabilitation Programs/Water Therapy
 - g. Water Polo
 - h. Other – specify
 - i. Don’t know
8. What type of aquatic facility would you prefer? **[CHOOSE ONE]**
 - a. Indoor
 - b. Outdoor/Seasonal Pool
 - c. Both (Indoor and Outdoor)
 - d. None

A community center is also being considered. This facility that would serve a broad range of citizens and provide a wide array of programs and activities. The facility may or may not be constructed jointly with an aquatic center.

9. On a 0 to 10 scale, where 0 is “very unlikely” and 10 is “very likely,” how likely would you and/or members of your family be to use a community center? **[RECORD RATING]**

10. If a community center were built, what would be the TWO MOST important elements/features to include in the facility? **[RECORD 1-2-3]**
- a. Fitness center, indoor sport courts, and/or running and walking track
 - b. Arts and Craft Facilities
 - c. Multi-Purpose Gymnasium
 - d. Dance Studio
 - e. Rock Climbing Wall
 - f. Banquet and meeting facilities with kitchen
 - g. Space for Childcare
 - h. Other - specify
11. Select the TWO MOST important factors to you and your family in choosing recreational programs and facilities. **[DO NOT READ; PROBE AND CLASSIFY]**
- a. Operating Hours of Facilities
 - b. Quality of Instructors/Programs
 - c. Proximity to Work or Home
 - d. Availability of Childcare
 - e. Overall Value for Programs/Services Received
 - f. Quality of Facilities/Equipment
 - g. Easy Access/Availability of Parking
 - h. Selection of Programs and Activities
 - i. Other - specify
12. Several potential locations are being considered for the aquatic and community centers. Of the following options, what is your preferred location? **[CHOOSE ONE]**
- a. Near City Hall and the Library/, 228th Ave SE & SE 8th St.
 - b. South, near the Pine Lake Shopping Center (QFC), 228th Ave SE & Issaquah-Pine Lake Road
 - c. North, near the Safeway Shopping Center, 228th Ave SE & NE 8th St.
 - d. Does Not Matter as long as It's Inside the Proposed Town Center/Future Downtown Area
 - e. Does Not Matter as long as It's Inside the Sammamish City Limits
 - f. Does Not Matter
 - g. Don't know

A regional approach (partnership with our neighboring Eastside cities) may be considered as a cost saving measure for the construction and operation of a community center and/or an aquatic center.

13. What is the longest amount of time you would be willing to spend to travel from your home to a community center? **[RECORD NUMBER OF MINUTES]**
14. What is the longest amount of time you would be willing to spend to travel to an aquatic center? **[RECORD NUMBER OF MINUTES]**

One funding option for a community center and aquatic center is a parks bond and an accompanying operating levy, which would result in an increase in your annual property taxes.

15. On a scale from 0 to 10, where 0 is “very unlikely” and 10 is “very likely,” how likely would you be to support construction and operation of both an aquatic and a community center if the average increase in property taxes was ___ ? **[ROTATE -price elasticity]**
- \$30 per month
 - \$20 per month
 - \$10 per month
 - \$5 per month

ADDITIONAL GENERAL QUESTIONS

16. A number of potential parks and recreation capital projects have been identified for completion in future years. On a scale of 0-10, where 0 is highly unlikely and 10 is highly likely, how likely are you to use each of the following facilities? **[RECORD RATING FOR EACH ITEM]**
- New Playground, and Shoreline and Parking Improvements at Beaver Lake Park
 - New Spray Park/Splash Area and Picnic Shelter at East Sammamish Park
 - Soft-Surface Trail along West Beaver Lake Drive
 - Upgraded athletic fields at Eastlake High School, or Pine Lake Middle School, or Another Site
 - A new Sammamish Landing Park on the Lake Sammamish Waterfront
 - Beaver Lake Preserve, with Expanded Trails and Provide Waterfront Access
17. If you could select only ONE of the following, knowing that the other options would not be funded, what do you think the primary parks and recreation project focus should be for the next 2 to 6 years?
- Acquisition of Land for Parks and Open Space
 - New Sports Fields, such as baseball, soccer, lacrosse or football fields
 - Construction of a New Community Center/Aquatic Center
 - Construction of New Trails, Bikeways and Paths
 - Don't know

TRAILS QUESTIONS

18. On a 0 to 10 scale, where 0 is “not at all interested” and 10 is “highly interested,” how interested are you in **new trails, bikeways, and paths in Sammamish?** **[RECORD RATING]**

[Similar question asked in the 2006 and 2008 parks survey.]

19. How do you generally utilize the trails in Sammamish? **[RECORD ALL RESPONSES] [IF ANSWERED “DO NOT USE,” SKIP Q. 22]**

[Similar question asked in the 2002 Trails Survey]

- a. Walking
- b. Jogging
- c. Biking
- d. Hiking
- e. Walking the Dog
- f. Mountain Biking
- g. Horseback Riding
- h. Wheelchair-accessible
- i. Do Not Use
- j. Other - specify

20. Please select the TWO MOST important destinations your family would like to see trails connect within the City? **[RECORD 1-2]**

[Similar questions asked in the 2002 Trails Survey]

- a. Other parks
- b. Regional Trail Systems
- c. Schools
- d. Sammamish neighborhoods
- e. Cities linked to Sammamish
- f. Commercial Centers: workplaces and retail services
- g. Municipal Facilities (City Hall, Library etc.)
- h. Other - specify

21. On a scale from 0 to 10, where 0 is “very unsatisfied” and 10 is “very satisfied,” how would you rate your overall satisfaction with the trail systems available to you and your family in Sammamish? **[RECORD RATING]**

PARKS QUESTIONS

22. On a 0 to 10 scale, where 0 means “not at all interested” and 10 means “highly interested,” how interested are you in potential ***land acquisition for open spaces and trails?*** **[RECORD RATING]**

[Question asked in 2006 and 2008 parks survey.]

23. On a 0 to 10 scale, where 0 means “not at all interested” and 10 means “highly interested,” how interested are you in potential ***land acquisition for future parks and facilities***, for example, new community parks, new recreation facilities, and expansion of existing parks? **[RECORD RATING]**

[Question asked in 2006 and 2008 parks survey.]

24. On a 0 to 10 scale, where 0 means “not at all interested” and 10 means “highly interested,” how interested are you in improvements for ***athletic fields?*** In many cases this would mean installing synthetic turf and lights to extend playability at existing fields. **[RECORD RATING]**

[Similar question asked in 2008 parks survey.]

25. Since incorporation Sammamish has continued to build new parks and renovate existing parks. As this work will be ongoing, please identify the THREE MOST important amenities you would like included in future parks. **[RECORD 1-2-3]**
- a. Picnic Shelters
 - b. Sports Fields, Sport Courts and/or a disc golf course
 - c. Sculptures and Art Displays
 - d. Playgrounds
 - e. Walking Trails
 - f. Spray/Splash Parks
 - g. Zip Line
 - h. P-Patch/Community Gardens
 - i. Off-Leash Dog Areas
 - j. Other - specify
 - k. Don't know
26. On a 0 to 10 scale, where 0 means "not important" and 10 means "very important," how important is it for you and your family to be able to walk or bike to parks and recreation facilities in Sammamish? **[RECORD RATING]**
27. How far are you willing to walk to a park or recreation facility (from your home)? **[ROTATE]**
- a. ¼ mile
 - b. ½ mile
 - c. 1 mile
 - d. 2 miles
 - e. None
28. Can you usually find parking at existing Sammamish parks and recreation facilities? **[CHOOSE ONE]**
- a. Yes
 - b. Yes, except during special events
 - c. No
 - d. Don't use these facilities or don't park there

HEALTH AND WELLNESS QUESTION

29. On a scale from 0 to 10, where 0 is "not unimportant" and 10 is "very important," how important are parks and recreation facilities for improving and maintaining overall health and wellness? **[RECORD RATING]**

CULTURAL ARTS QUESTIONS

30. In the last 12 months, how many times have you attended the following types of arts and cultural programs and/or events have you attended? **[RECORD NUMBER FOR EACH]**
- Dance Performances (ballet, jazz etc.)
 - Theater Performances (plays, musicals etc.)
 - Music Performances (jazz, orchestra etc.)
 - Other performing arts (lectures, reading, comedy etc.)
 - Visual Arts Events (art Walks, gallery/museum exhibition etc.)
 - Participatory Event (art class, choir, book club, band etc.)
31. What TWO arts and cultural programs would you most like the City of Sammamish and the Arts Commission to offer? **[DO NOT READ; PROBE AND CLASSIFY]**
- Theater Performances (*plays, musicals etc.*) **[DO NOT READ PARENTHESIS]**
 - Music Performances (*jazz, orchestra etc.*) **[DO NOT READ PARENTHESIS]**
 - Other performing arts (lectures, reading, comedy etc.)
 - Visual Arts Events (Art Walks, gallery/museum exhibition etc.)
 - Participatory Events (art class, choir, book club, band etc.)
 - Other - specify
 - None
 - Don't know
32. Please select the TWO types of public art you would most like to see included in the new Sammamish Town Center. **[RECORD 1-2]**
- Sculptures
 - Rotating Visual Displays
 - Interactive Art
 - Live Performances
 - Art Integrated into Infrastructure Design (i.e. art in roadways, sidewalks etc.)
 - City Clock/Town Hall Clock
 - Other - specify
 - None
 - Don't know

CONCLUSION

33. Does your household own or rent your home?
- Own
 - Rent
34. Is here anything else you would like to share or comment on? **[VERBATIM]**
35. Focus groups may be used by the City to further study and explore some of the concepts and projects introduced in the survey. Are you interested in participating in a focus group on parks and recreation? **[If Yes, need contact information from caller: name, etc.]**

- a. Yes
- b. No
- c. Don't know



Printed on 100% Recycled Paper

BARKER RINKER SEACAT
| ARCHITECTURE



3457 Ringsby Court, Unit 200 | Denver, CO 80216 | 303-455-1366 | brs@brsarch.com | www.brsarch.com