

# Financial Management Report

*Actuals through June 30, 2023*



# Table of Contents

Executive Summary . . . . .	2
Monthly Sales Tax Report . . . . .	3
Top Revenues by Type . . . . .	4
Top Expenditures by Category . . . . .	5
Biennial Budget-to-Actual Comparison . . . . .	6
Revenue to Expenditure Comparison-No Transfers . . . . .	7
Cash Balances by Fund . . . . .	8
Debt Outstanding & Legal Debt Capacity . . . . .	9
Fund Summary-Budget to Actual Expenditure Comparison . . . . .	10
Graphs	
• Property Tax . . . . .	12
• REET 1 & 2 . . . . .	13
• Sales Tax . . . . .	14
• Surface Water Fees . . . . .	15
• Building Permits . . . . .	16
• Building Plan Check Fees . . . . .	17
• Interest Income . . . . .	18
Employment by Type . . . . .	19
Salaries & Benefits . . . . .	20
Consolidated Revenues . . . . .	21
Capital Expenditures by Type . . . . .	24
Detail Expenditures All Sources . . . . .	25
Revenue Detail by Fund . . . . .	38
Expenditure Detail by Fund . . . . .	50
Investments . . . . .	88

## Executive Summary

**Economy:** Inflation as measured by CPI-U continues to be a major concern, although the year over year increase has slowed since the peak in June of 2022. The year over year increase through May was 4.0% on the national level and it was 6.9% for the Seattle area in April, according to the most recent data available from the U.S. Bureau of Labor Statistics. The Federal Reserve has recently signaled that they may pause increasing interest rates as the economy appears to be slowing and unemployment rates are rising. The unemployment rate for May was 3.7% on the national level and it rose to 3.2% on a preliminary basis for King County, from 2.6% in the prior month. Seattle-Tacoma-Bellevue area home prices have declined from the peak in May of 2022, and the April 2023 index was 12.4% below the April 2022 index, according to the Case-Schiller, not seasonally adjusted index, most recently published information. Although home prices are not what they were in much of 2022, they have returned to approximately the same level as the very beginning of 2022.

**Revenues:** Total revenues for the first half of 2023 are \$44.1 million, about \$0.6 million above 2022 levels at this time. Some individual variances are briefly explained below:

- Taxes in total are \$1.3 million less through June than last year. Large variances by type of tax are outlined below:
  - \*Property tax revenue is approximately \$0.4 million higher through June than last year. Since property taxes are primarily paid in the April/May and October/November time frames, roughly half of the annual property taxes are typically received by now.
  - \*Sales taxes, including both general sales taxes and the City's share of criminal justice sales taxes are slightly higher YTD this year compared to last year, due to higher criminal justice shared sales tax revenues.
  - \*Real estate excise tax revenue year to date is almost \$1.8 million lower than the first five months of last year. This reduction is due to 31% fewer homes (351 compared to 510) sold at a 10% lower sales price (\$1.50 million compared to \$1.68 million).
- Licenses/Permits and Charges for Goods & Services categories are combined as they both contain development revenue as well as planning and other revenues related to charges for goods and services. Combined, these two revenue categories are almost \$0.9 million lower through June of 2023 compared to 2022.
- Intergovernmental revenues are \$1.1 million higher than last year primarily due to receiving almost \$1.2 million more in grants from the Department of Transportation in 2023.
- Miscellaneous revenues are \$1.7 million higher through June of 2023 compared to June 2022. Interest rates have risen considerably and the City has received almost \$2.1 million more in interest income so far in 2023 than in 2022. This year over year increase in miscellaneous revenues is reduced due to the receipt of restitution and an insurance recovery in 2022.

REVENUE TYPE	2022 ACTUAL	YTD '22 ACTUAL	2023 BUDGET	2023 ACTUAL	PERCENT COLLECTED	23-22 YTD \$ VARIANCE
Taxes	\$ 51,915,181	\$ 26,712,563	\$ 50,479,000	\$ 25,410,067	50%	\$ (1,302,497)
Licenses/Permits	3,009,990	1,471,460	2,653,500	1,153,483	43%	(317,977)
Intergovernmental	4,083,300	6,231,151	10,945,696	7,348,927	67%	1,117,776
Chgs Goods/Svcs	14,047,311	7,641,159	14,999,583	7,108,791	47%	(532,369)
Fines & Forfeits	154,462	50,650	410,000	33,623	8%	(17,027)
Miscellaneous	3,315,127	1,335,546	1,341,700	3,014,549	225%	1,679,004
<b>TOTAL</b>	<b>\$ 76,525,371</b>	<b>\$ 43,442,529</b>	<b>\$ 80,829,479</b>	<b>\$ 44,069,440</b>	<b>55%</b>	<b>\$ 626,911</b>

2022. Maintenance & operations costs are higher year over year by \$2.0 million, primarily due to \$1.0 million more spent on the sidewalk and overlay programs in 2023. Police and fire contract spending is higher by \$0.7 million due to higher fire contract costs and the resumption of the City's contributions to the fire equipment replacement fund that didn't occur in 2022. It is worth noting that YTD in both years, no payments have been made on the police contract as the City has not yet received any invoices requesting payment. Capital spending is lower by approximately \$0.3 million mainly due to spending less on renovation at the maintenance operations center, which is partially offset by spending more within the park's capital fund in the first six months of 2023.

EXPENDITURE TYPE	2022 ACTUAL	YTD '22 ACTUAL	2023 BUDGET	2023 YTD ACTUAL	PERCENT EXPENDED	23-22 YTD \$ VARIANCE
Personnel	\$ 18,611,690	\$ 9,170,996	\$ 22,745,520	\$ 9,862,963	43%	\$ 691,967
Maintenance & Oper	16,903,612	6,029,644	24,556,718	8,034,430	33%	2,004,786
Police & Fire Contracts	16,225,398	4,828,626	19,534,676	5,527,118	28%	698,492
Capital	4,736,280	1,713,324	43,687,829	1,401,937	3%	(311,387)
<b>TOTAL</b>	<b>\$ 56,476,980</b>	<b>\$ 21,742,589</b>	<b>\$ 110,524,743</b>	<b>\$ 24,826,448</b>	<b>22%</b>	<b>\$ 3,083,858</b>

**Combined Total:** For the first half of the year, for all funds, the City's total revenues are \$19.2 million higher than total expenditures, compared to \$21.7 million in 2022 through June. The City has received 55% of the annual budget revenues and spent just 22% of the annual budget. Expenditures YTD compared to budget are low primarily due to very little money being spent on capital, and also because the police have not invoiced the City on their contract yet this year.

## City of Sammamish Sales Tax June 2023

*There is a two-month lag in sales tax reporting due to the timing of the receipt of revenues, so the results for June 2023 YTD actually represent activity for the six months between November 2022 and April 2023. At the end of the year a journal entry is done to move the tax revenues to the appropriate year.*

Year to date sales tax revenue is 1.1% or \$40,291 lower than last year, with the most recent months showing larger month over month declines. This is despite an inflation rate of 6.9% for the 12 month period ended in April, as measured by the CPI-U for the Seattle-Tacoma-Bellevue area.

**General Merch/Misc Retail** is down \$55,112 or 4.0% YTD compared to 2022. Within this category, the sub-categories containing general merchandise, furniture, home furnishings, electronics and appliances have all experienced year over year declines. The year over year decline would be worse except for a \$19,000 receipt from an audit of an individual company.

**Contracting** revenue is up 2.9% or \$26,205 YTD compared to last year. There are three main sub-categories within contracting where the city receives sales tax revenue. These categories are called construction of buildings, speciality trade contractors and heavy/civil engineering construction, with the first two of these containing over 95% of the revenue that the city receives from the contracting category.

**Services** revenue is up 0.2% or \$1,356 YTD compared to last year. There are increases and decreases from last year in various sub-categories, with the largest increases coming from fitness, golf and recreational related services and the largest decreases coming from professional, technical, landscape and laundry services.

**Miscellaneous revenue** is down 10.8% or \$30,604 YTD compared to 2022. Within the miscellaneous category, the largest YTD decreases are in the finance, insurance, rental and leasing sub-categories. Combined, these sub-categories are down over \$29,000 from last year. Additionally, the state pool sub-category is down approximately \$5,000 YTD. Sales tax revenue from the manufacturing, transportation and warehousing sub-categories is higher compared to last year by over \$7,000.

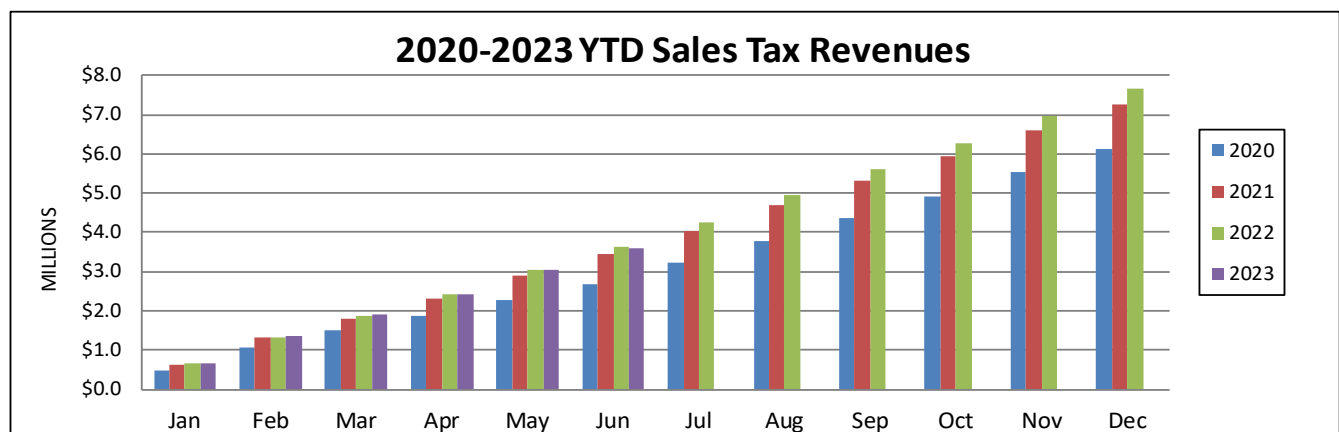
**Retail Eating/Drinking** revenue is up 19.0% or \$28,082 YTD. Increased revenue is seen from a majority of the restaurants with very few showing year over year declines. Inflation in menu prices is likely a contributing factor to these higher amounts of sales tax revenues.

**Wholesale** revenue is down 9.7% or \$12,863 YTD. There are three subcategories within wholesale: merchant wholesalers/nondurable goods, wholesale trade agents/brokers and merchant wholesalers/durable goods and all three of these sub-categories are lower this year compared to last year.


















**Communications** sales tax revenue is 2.5% or \$2,244 higher YTD than last year with the majority of this increases happening in the most recent months. This category has all the big communications companies that come to mind as well as approximately one hundred more. Some of these companies are experiencing increased revenues and others have declining revenues likely due to consumer preferences.

### 2023 Sales Tax Receipts by Business Sector-YTD Actuals




Business Sector Group	YTD		Dollar Change	Percent Change	Percent of Total	
	2022	2023			2022	2023
Gen Merch/Misc Retail	1,382,397	1,327,285	(55,112)	-4.0%	38.0%	36.9%
Contracting	919,840	946,445	26,605	2.9%	25.3%	26.3%
Services	680,703	682,060	1,356	0.2%	18.7%	19.0%
Miscellaneous	282,782	252,178	(30,604)	-10.8%	7.8%	7.0%
Retail Eating/Drinking	147,802	175,884	28,082	19.0%	4.1%	4.9%
Wholesale	132,192	119,328	(12,863)	-9.7%	3.6%	3.3%
Communications	90,148	92,392	2,244	2.5%	2.5%	2.6%
<b>Total</b>	<b>\$ 3,635,864</b>	<b>\$ 3,595,572</b>	<b>\$ (40,291)</b>	<b>-1.1%</b>	<b>100.0%</b>	<b>100.0%</b>



**TOP BUDGETED REVENUE ITEMS BY TYPE (NO TRANSFERS)**  
**Actuals thru June 30, 2023**

	<b>2022 ACTUAL</b>	<b>Revenue Description</b>	<b>Annual BUDGET</b>	<b>Year-to-Date ACTUAL</b>	<b>Percent collected</b>	<b>Balance To Go</b>	
Column:	(A)	(B)	(C)	(D)	(E)	(F)	
Calculation:					(D/C)	(C-D)	
\$	33,909,110	Property Tax	\$ 33,800,000	\$ 18,365,047	54.33%	\$ 15,434,953	
	7,672,841	Sales & Use Tax	7,200,000	3,595,816	49.94%	3,604,184	
	9,521,707	Surface Water Fees	9,900,000	5,274,070	53.27%	4,625,930	
	1,344,531	Street Fuel Tax	1,588,000	636,678	40.09%	951,322	
	2,459,107	Local Crim Justice Sales Tax	2,100,000	1,207,057	57.48%	892,943	
	1,616,772	Investment Interest Earnings	256,500	2,417,284	942.41%	(2,160,784)	
	1,740,689	Building Permits	1,787,500	705,874	39.49%	1,081,626	
	679,653	Cable Franchise Fee	660,000	165,879	25.13%	494,121	
	1,005,818	Liquor Fees	1,093,800	499,375	45.66%	594,425	
	1,748,062	Building Plan Check Fees	1,585,500	758,666	47.85%	826,834	
<b>\$</b>	<b>61,698,289</b>	<b>Total Top 10 Operating</b>	<b>\$ 59,971,300</b>	<b>\$ 33,625,746</b>	<b>56.07%</b>	<b>\$ 26,345,554</b>	
\$	7,496,965	Real Estate Excise Tax - #1 & #2	\$ 7,000,000	\$ 2,020,458	28.86%	\$ 4,979,542	
	700,271	Traffic Impact Fees	933,000	121,201	12.99%	811,799	
	357,167	Parks Impact Fees	438,500	60,651	13.83%	377,849	
<b>\$</b>	<b>8,554,403</b>	<b>Top 3 Capital Recurring</b>	<b>\$ 8,371,500</b>	<b>\$ 2,202,310</b>	<b>26.31%</b>	<b>\$ 6,169,190</b>	
\$	6,272,680	Other Revenues (NO Transfers)	\$ 12,486,679	\$ 8,241,384	66.00%	\$ 4,245,295	
<b>\$</b>	<b>76,525,372</b>	<b>TOTAL REVENUES</b>	<b>\$ 80,829,479</b>	<b>\$ 44,069,440</b>	<b>54.52%</b>	<b>\$ 36,760,039</b>	

**LEGEND:**

-  Green = Annual Performance is within expectations set in the budget
-  Yellow = Annual performance indicates this may become an area of concern in the future
-  Red = Annual Performance in this area is a cause for concern

## BUDGETED EXPENDITURES BY CATEGORY (NO TRANSFERS)

Actuals thru June 30, 2023

	<b>2022</b>		<b>Annual</b>	<b>Year-to-Date</b>	<b>Percent</b>	<b>Balance</b>	
	<b>ACTUAL</b>	<b>Expenditure Category</b>	<b>BUDGET</b>	<b>ACTUAL</b>	<b>Expended</b>	<b>To Go</b>	
<i>Column:</i>	(A)	(B)	(C)	(D)	(E)	(F)	
<i>Calculation:</i>					(D/C)	(C-D)	
	\$ 18,611,690	Personnel	\$ 22,745,520	\$ 9,862,963	43.36%	\$ 12,882,557	●
	1,704,190	Supplies	1,956,360	661,189	33.80%	1,295,171	●
	15,199,423	Services & Charges	22,600,358	7,373,241	32.62%	15,227,117	●
	8,357,694	EF&R Contract	9,251,676	5,527,118	59.74%	3,724,558	●
	7,867,704	Police Contract	10,283,000	-	*	10,283,000	●
	4,736,280	Capital	43,687,829	1,401,937	3.21%	42,285,892	●
	<b>\$ 56,476,981</b>	<b>TOTAL EXPENDITURES</b>	<b>\$ 110,524,743</b>	<b>\$ 24,826,448</b>	<b>22.46%</b>	<b>\$ 85,698,295</b>	●

**LEGEND:**



Green = Annual Performance is within expectations set in the budget



Yellow = Annual performance indicates this may become an area of concern in the future



Red = Annual Performance in this area is a cause for concern

## BIENNIAL REVENUES BUDGET TO ACTUAL COMPARISON (INCLUDING TRANSFERS)

Information presented to comply with RCW 35A.34.24

<u>Fund</u>	23/24 Actuals			23/24 Actuals		Uncollected Balance	Percent Uncollected
	23/24 Budget	Through May 2023	Actuals June 2023	Through June 2023	Actuals June 2023		
General	\$ 114,987,068	\$ 26,580,598	\$ 8,229,496	\$ 34,810,094	\$ 80,176,974	69.73%	
ARPA	4,400,000	4,574,965	-	4,574,965	(174,965)	(3.98%)	
Street	3,331,400	498,794	137,884	636,678	2,694,722	80.89%	
CIP General Government	7,765,000	2,656,086	538,404	3,194,490	4,570,510	58.86%	
CIP Parks	8,597,000	1,239,536	607,395	1,846,931	6,750,069	78.52%	
CIP Transportation	8,906,000	1,082,983	378,775	1,461,757	7,444,243	83.59%	
Surface Water Operating	21,268,395	5,418,292	98,119	5,516,411	15,751,984	74.06%	
CIP Surface Water	13,175,981	2,231,729	456,856	2,688,585	10,487,396	79.59%	
Equipment Replacement	1,930,143	400,445	81,047	481,492	1,448,651	75.05%	
Information Services	6,726,500	1,068,429	213,482	1,281,911	5,444,589	80.94%	
Insurance	1,591,000	732,172	1,491	733,663	857,337	53.89%	
<b>Total</b>	<b>\$ 192,678,487</b>	<b>\$ 46,484,030</b>	<b>\$ 10,742,949</b>	<b>\$ 57,226,978</b>	<b>\$ 135,451,509</b>	<b>70.30%</b>	

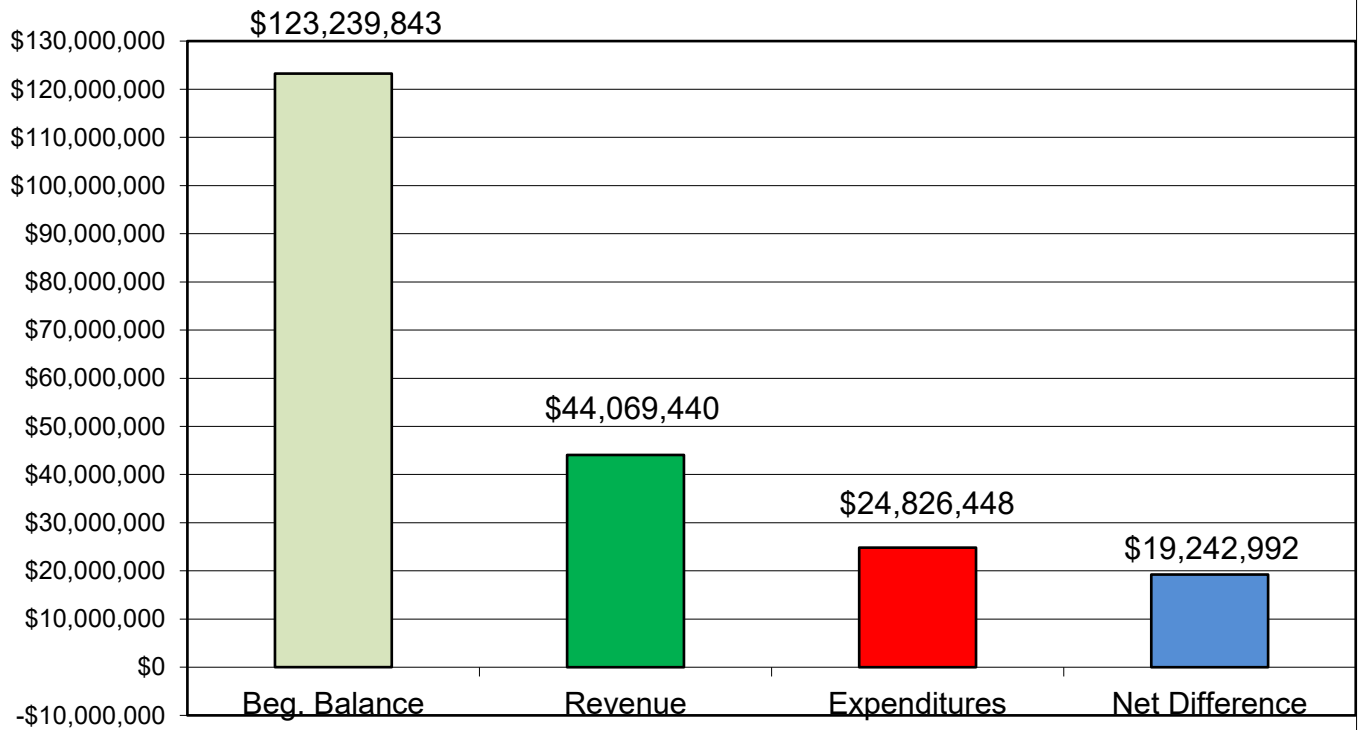
## BIENNIAL EXPENDITURES BUDGET TO ACTUAL COMPARISON (INCLUDING TRANSFERS)

<u>Fund</u>	23/24 Actuals			23/24 Actuals		Unexpended Balance	Percent Unexpended
	23/24 Budget	Through May 2023	Actuals June 2023	Through June 2023	Actuals June 2023		
General	\$ 127,846,976	\$ 19,423,223	\$ 5,058,558	\$ 24,481,781	\$ 103,365,195	80.85%	
ARPA	4,400,000	-	4,574,965	4,574,965	(174,965)	(3.98%)	
Street	3,331,400	498,794	137,884	636,678	2,694,722	80.89%	
CIP General Government	13,055,000	182,722	5,779	188,500	12,866,500	98.56%	
CIP Parks	28,143,774	357,668	23,129	380,798	27,762,976	98.65%	
CIP Transportation	11,705,900	73,010	138,152	211,162	11,494,738	98.20%	
Surface Water Operating	24,265,736	3,886,769	841,486	4,728,255	19,537,481	80.51%	
CIP Surface Water	18,626,339	98,388	178,214	276,602	18,349,737	98.51%	
Equipment Replacement	1,684,320	113,015	113,272	226,287	1,458,033	86.57%	
Information Services	7,385,400	1,233,186	317,788	1,550,975	5,834,425	79.00%	
Insurance	1,590,000	727,983	-	727,983	862,017	54.21%	
<b>Total</b>	<b>\$ 242,034,845</b>	<b>\$ 26,594,758</b>	<b>\$ 11,389,228</b>	<b>\$ 37,983,986</b>	<b>\$ 204,050,859</b>	<b>84.31%</b>	

**City of Sammamish  
Fund Summary  
Year-to-Date Actual Revenue to Expenditure Comparison-NO TRANSFERS  
Month Ending June 30, 2023**

<b>Fund</b>	<b>Fund Name</b>	<b>Reference Only 2023 Beg. Balance</b>	<b>YTD Actual Revenue</b>	<b>YTD Actual Expenditures</b>	<b>Rev-Exp YTD Net Difference</b>
001	General Fund	\$ 49,495,656	\$ 29,598,451	\$ 19,309,589	\$ 10,288,861
002	ARPA Fund	-	4,574,965	-	4,574,965
101	Street Fund	-	636,678	-	636,678
301	Gen Gov't Capital Projects Fund	6,076,408	141,990	188,500	(46,511)
302	Parks Capital Improvements Fund	31,412,424	1,846,931	380,798	1,466,134
340	Transportation CIP Fund	17,331,219	1,461,757	211,162	1,250,595
408	Surface Water Management Fund	6,572,801	5,516,411	1,954,551	3,561,860
438	Surface Water Capital Projects	8,576,422	222,676	276,602	(53,926)
501	Equipment Rental & Replacement	2,136,057	41,956	226,287	(184,331)
502	Technology Replacement	1,186,904	18,962	1,550,975	(1,532,013)
503	Risk Management	451,952	8,663	727,983	(719,320)
<b>Total of All Funds</b>		<b>\$ 123,239,843</b>	<b>\$ 44,069,440</b>	<b>\$ 24,826,448</b>	<b>\$ 19,242,992</b>

**YTD - Summary of Real Dollars  
(No Interfund Transfers)**

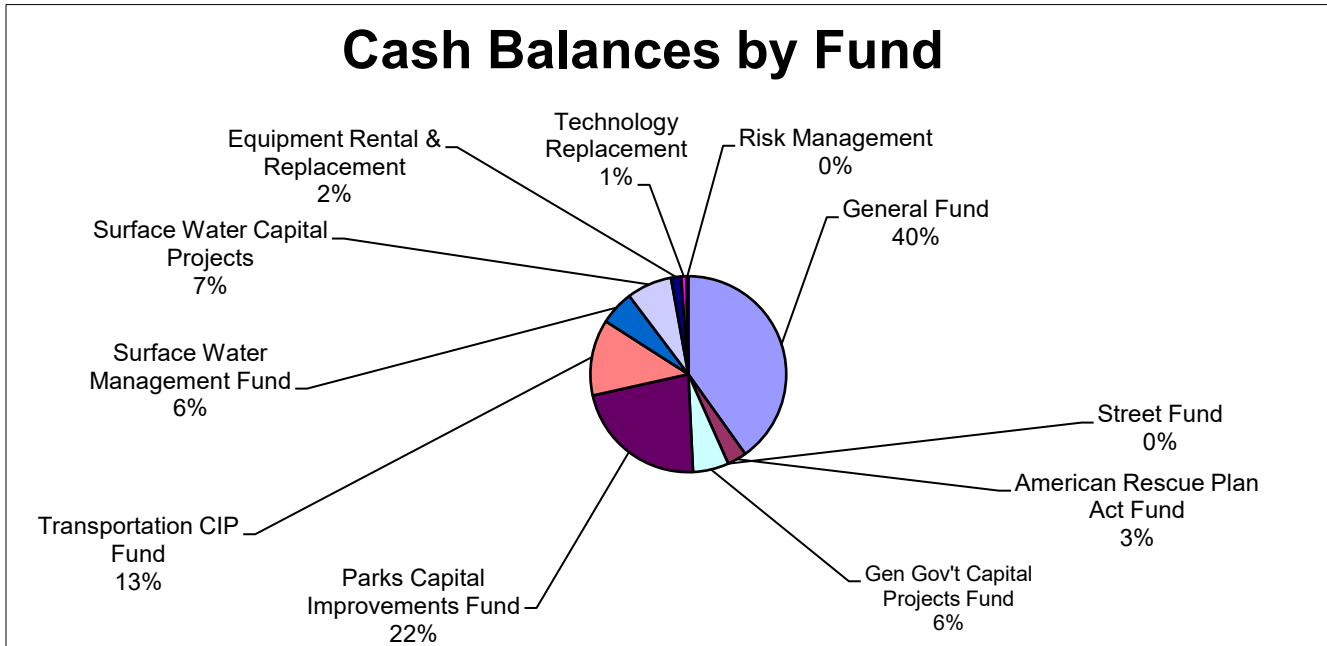




**City of Sammamish  
Fund Summary  
Cash Balances by Fund\*  
Month Ending June 30, 2023**

Fund	Fund Name	Ending Cash
001	General Fund	\$ 57,689,243
002	American Rescue Plan Act Fund	4,600,584
101	Street Fund	-
301	Gen Gov't Capital Projects Fund	8,495,511
302	Parks Capital Improvements Fund	32,028,841
340	Transportation CIP Fund	18,049,747
408	Surface Water Management Fund	8,123,892
438	Surface Water Capital Projects	10,697,825
501	Equipment Rental & Replacement	2,416,597
502	Technology Replacement	1,222,157
503	Risk Management	451,999
<b>Total \$</b>		<b>143,776,396</b>

\*(Fund Cash is Consolidated in the City's Investment Portfolio for Investment Purposes)



**City of Sammamish**  
**Debt Outstanding and Legal Debt Capacity**  
**Month Ending June 30, 2023**

The city has no outstanding debt.

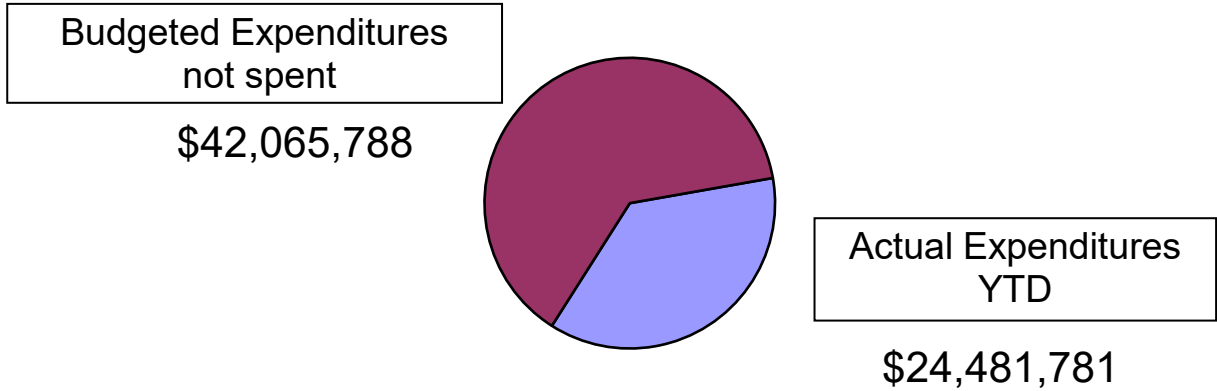
<u>Legal Debt Capacity</u>				
Assessed Valuation for 2023 Property Taxes - \$35,254,735,126				
<u>Debt Limits</u>	<u>General Capacity</u>		<u>Parks/Open Space</u>	<u>Total</u>
	<u>Non-Voted</u>	<u>Voted</u>		
2.5% of AV	\$ -	\$ 881,368,378	\$ 881,368,378	\$ 1,762,736,756
1.5% of AV	528,821,027	(528,821,027)	-	-
Legal Limit	\$ 528,821,027	\$ 352,547,351	\$ 881,368,378	\$ 1,762,736,756
Less Outstanding Debt:	\$ -	\$ -	\$ -	\$ -
<b>Remaining Capacity</b>	<b>\$ 528,821,027</b>	<b>\$ 352,547,351</b>	<b>\$ 881,368,378</b>	<b>\$ 1,762,736,756</b>

**City of Sammamish**  
**Budget to Actual Expenditure Comparison**  
**Month Ending June 30, 2023**

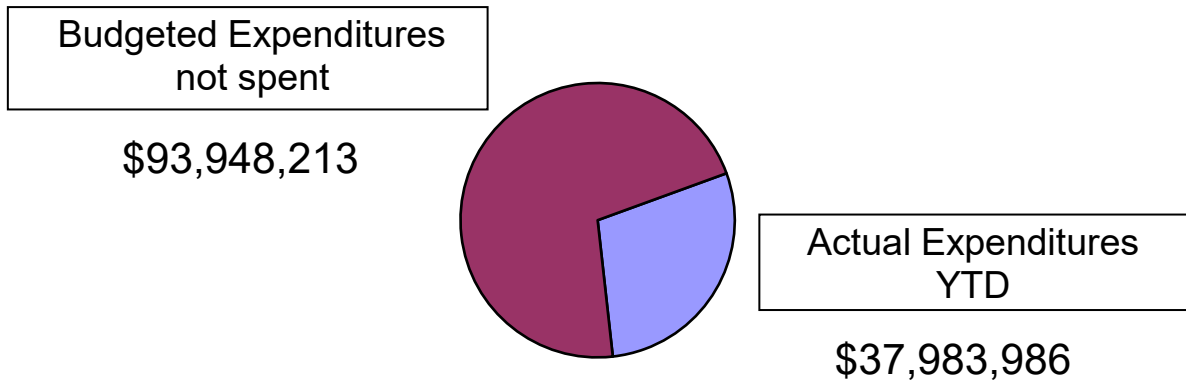
Department	Section	2023 BUDGET	Monthly Actual	YTD Actual Expended	YTD % Expended
City Council		\$ 369,900	\$ 14,363	\$ 173,631	47%
City Manager	Administration	\$ 1,180,300	\$ 98,349	\$ 401,204	34%
	Communications	366,100	34,767	162,209	44%
	City Clerk	899,400	42,698	272,104	30%
	Sustainability	370,600	-	-	0%
	General Gov't Services	207,050	345	82,463	40%
	Total	\$ 3,023,450	\$ 176,158	\$ 917,979	30%
Finance		\$ 1,755,800	\$ 120,604	\$ 682,216	39%
Legal Services		\$ 1,537,500	\$ 21,935	\$ 360,282	23%
Administrative Services	Human Resources	\$ 680,110	\$ 36,080	\$ 313,775	46%
	Administration	862,800	49,464	259,182	30%
	Total	\$ 1,542,910	\$ 85,543	\$ 572,957	37%
Facilities		\$ 2,981,700	\$ 170,657	\$ 901,832	30%
Police Services		\$ 10,631,800	\$ 29,969	\$ 135,180	1%
Fire Services		\$ 9,257,576	\$ 1,480,308	\$ 5,533,111	60%
Emergency Management		\$ 65,000	\$ 1,188	\$ 6,364	10%
Public Works	Administration	\$ 770,000	\$ 29,299	\$ 262,238	34%
	Engineering	1,153,650	(46,506)	304,047	26%
	Transportation Planning	1,144,600	100,169	337,338	29%
	Development Review	972,800	177,868	359,820	37%
	Traffic	2,061,250	106,867	720,989	35%
	Maintenance	5,894,400	681,656	2,743,839	47%
	Total	\$ 11,996,700	\$ 1,049,353	\$ 4,728,270	39%
Social & Human Services		\$ 1,053,750	\$ 9,760	\$ 290,272	28%
Community Development	Administration	\$ 781,480	\$ 58,135	\$ 340,650	44%
	Current Planning	1,154,780	136,540	562,598	49%
	Long-range Planning	1,776,430	125,539	615,046	35%
	Code Compliance	467,700	30,965	145,311	31%
	Building	1,352,350	144,973	599,914	44%
	Permit Center	395,880	43,208	176,128	44%
	Total	\$ 5,928,620	\$ 539,360	\$ 2,439,647	41%
Parks & Recreation	Arts/Culture Programs	\$ 191,500	\$ 388	\$ 12,207	6%
	P&R Administration	603,170	61,026	347,872	58%
	Volunteer Services	392,020	16,422	121,142	31%
	Planning & Dev'l	877,000	76,828	314,966	36%
	Recreation Prgms	1,181,610	160,568	413,686	35%
	Park Resource Mgt	3,452,180	288,595	1,357,975	39%
	Total	\$ 6,697,480	\$ 603,827	\$ 2,567,848	38%
Non-Departmental	Interfund Transactions	\$ 3,600,383	\$ 246,782	\$ 2,119,692	59%
	Interfund Transfers	6,105,000	508,750	3,052,500	50%
	Total	\$ 9,705,383	\$ 755,532	\$ 5,172,192	53%
<b>TOTAL GENERAL FUND</b>		<b>\$ 66,547,569</b>	<b>\$ 5,058,558</b>	<b>\$ 24,481,781</b>	<b>37%</b>

Other Funds	Fund Name	Annual Budget	Mo. Amount	Actual Expended	% Expended
	002 ARPA Fund	\$ 4,574,966	\$ 4,574,965	\$ 4,574,965	100%
	101 Street Fund	\$ 1,665,700	\$ 137,884	\$ 636,678	38%
	301 Gen Gov't CIP	\$ 11,405,000	\$ 5,779	\$ 188,500	2%
	302 Park's CIP Fund	\$ 21,788,639	\$ 23,129	\$ 380,798	2%
	340 Transportation CIP	\$ 3,691,000	\$ 138,152	\$ 211,162	6%
	408 Surface Wtr Mgt	\$ 12,479,465	\$ 841,486	\$ 4,728,255	38%
	438 Surface Wtr Cap Prj.	\$ 4,300,470	\$ 178,214	\$ 276,602	6%
	501 Equipment Rental	\$ 1,131,590	\$ 113,272	\$ 226,287	20%
	502 Information Technology	\$ 3,622,800	\$ 317,788	\$ 1,550,975	43%
	503 Risk Mgt Fund	\$ 725,000	\$ -	\$ 727,983	100%
<b>EXPENDITURE TOTALS</b>		<b>\$ 131,932,199</b>	<b>\$ 11,389,228</b>	<b>\$ 37,983,986</b>	<b>29%</b>

## Total General Fund Expenditures YTD



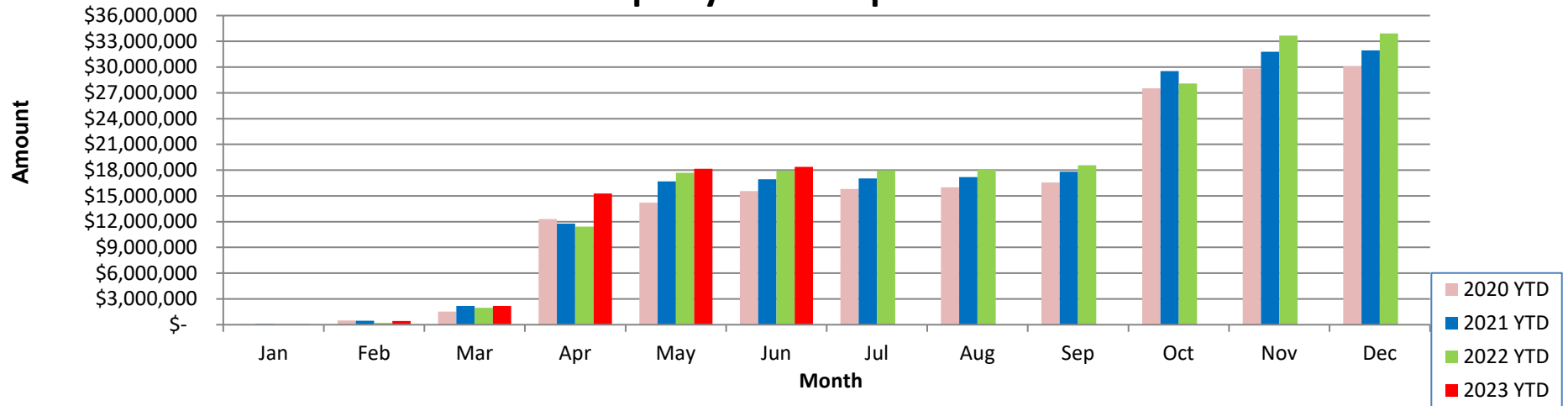
## Total All Fund Expenditures YTD



**City of Sammamish  
Year to Year Revenue Comparison  
Property Taxes**

Month	2020	2020 YTD	2021	2021 YTD	2022	2022 YTD	2023	2023 YTD	Variance YTD
Jan	\$ 54,840	\$ 54,840	\$ 92,166	\$ 92,166	\$ 82,153	\$ 82,153	\$ 54,964	\$ 54,964	\$ (27,188)
Feb	\$ 435,845	\$ 490,685	\$ 358,102	\$ 450,268	\$ 127,591	\$ 209,744	\$ 383,635	\$ 438,600	\$ 228,856
Mar	\$ 1,033,954	\$ 1,524,639	\$ 1,748,847	\$ 2,199,115	\$ 1,753,902	\$ 1,963,646	\$ 1,735,931	\$ 2,174,530	\$ 210,884
Apr	\$ 10,783,648	\$ 12,308,287	\$ 9,578,457	\$ 11,777,572	\$ 9,450,627	\$ 11,414,273	\$ 13,115,429	\$ 15,289,959	\$ 3,875,686
May	\$ 1,913,019	\$ 14,221,306	\$ 4,913,877	\$ 16,691,449	\$ 6,282,371	\$ 17,696,644	\$ 2,856,426	\$ 18,146,385	\$ 449,741
Jun	\$ 1,338,356	\$ 15,559,661	\$ 258,807	\$ 16,950,256	\$ 231,894	\$ 17,928,538	\$ 218,662	\$ 18,365,047	\$ 436,509
Jul	\$ 255,149	\$ 15,814,811	\$ 95,559	\$ 17,045,815	\$ 52,100	\$ 17,980,638	\$ -	\$ -	\$ -
Aug	\$ 193,443	\$ 16,008,254	\$ 139,555	\$ 17,185,370	\$ 101,553	\$ 18,082,191	\$ -	\$ -	\$ -
Sep	\$ 563,750	\$ 16,572,004	\$ 616,636	\$ 17,802,006	\$ 483,310	\$ 18,565,501	\$ -	\$ -	\$ -
Oct	\$ 10,970,758	\$ 27,542,763	\$ 11,727,764	\$ 29,529,770	\$ 9,525,376	\$ 28,090,877	\$ -	\$ -	\$ -
Nov	\$ 2,295,296	\$ 29,838,059	\$ 2,264,641	\$ 31,794,411	\$ 5,569,489	\$ 33,660,366	\$ -	\$ -	\$ -
Dec	\$ 272,031	\$ 30,110,090	\$ 149,910	\$ 31,944,321	\$ 248,744	\$ 33,909,110	\$ -	\$ -	\$ -
<b>Total</b>	<b>\$ 30,110,090</b>	<b>\$ 29,300,000</b>	<b>\$ 31,944,321</b>	<b>\$ 31,600,000</b>	<b>\$ 33,909,110</b>	<b>\$ 33,322,125</b>	<b>\$ 18,365,047</b>	<b>\$ 33,800,000</b>	<b>54.3%</b>

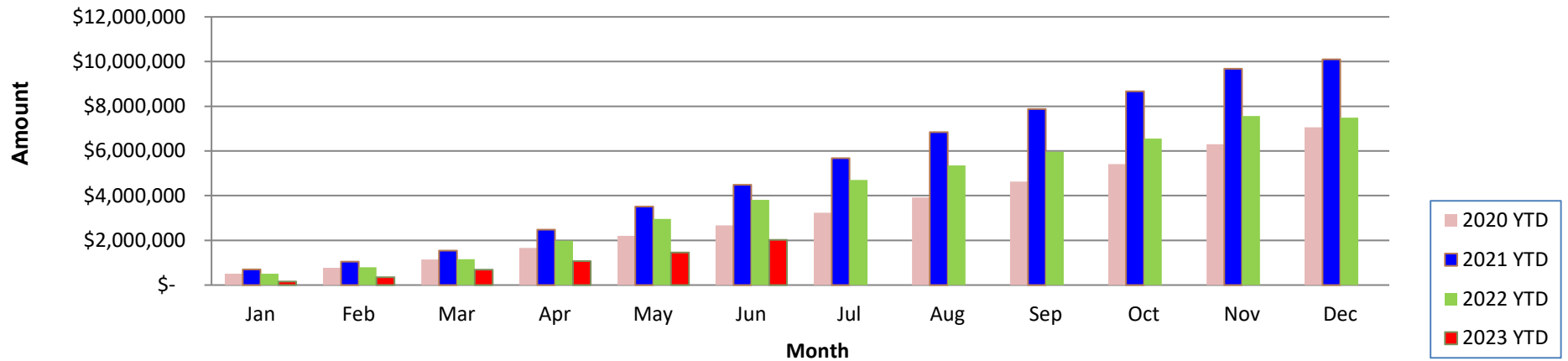
**Property Tax Comparisons YTD**



**City of Sammamish  
Year to Year Revenue Comparison  
REET #1 & REET #2 Tax**

Month	2020	2020 YTD	2021	2021 YTD	2022	2022 YTD	2023	2023 YTD	Variance YTD
Jan	\$ 503,321	\$ 503,321	\$ 698,716	\$ 698,716	\$ 510,574	\$ 510,574	\$ 155,035	\$ 155,035	\$ (355,539)
Feb	\$ 262,751	\$ 766,072	\$ 346,845	\$ 1,045,561	\$ 289,462	\$ 800,036	\$ 197,173	\$ 352,208	\$ (447,828)
Mar	\$ 376,599	\$ 1,142,671	\$ 499,386	\$ 1,544,947	\$ 352,172	\$ 1,152,208	\$ 336,355	\$ 688,563	\$ (463,645)
Apr	\$ 514,622	\$ 1,657,293	\$ 936,076	\$ 2,481,023	\$ 830,581	\$ 1,982,789	\$ 381,471	\$ 1,070,034	\$ (912,755)
May	\$ 544,913	\$ 2,202,206	\$ 1,033,495	\$ 3,514,518	\$ 973,261	\$ 2,956,050	\$ 391,714	\$ 1,461,748	\$ (1,494,302)
Jun	\$ 468,828	\$ 2,671,034	\$ 974,523	\$ 4,489,041	\$ 861,068	\$ 3,817,118	\$ 558,710	\$ 2,020,458	\$ (1,796,660)
Jul	\$ 560,094	\$ 3,231,128	\$ 1,191,590	\$ 5,680,631	\$ 887,688	\$ 4,704,806	\$ -	\$ -	\$ -
Aug	\$ 691,272	\$ 3,922,400	\$ 1,156,641	\$ 6,837,272	\$ 650,656	\$ 5,355,462	\$ -	\$ -	\$ -
Sep	\$ 704,043	\$ 4,626,442	\$ 1,036,160	\$ 7,873,432	\$ 605,825	\$ 5,961,287	\$ -	\$ -	\$ -
Oct	\$ 784,094	\$ 5,410,537	\$ 798,717	\$ 8,672,149	\$ 587,708	\$ 6,548,995	\$ -	\$ -	\$ -
Nov	\$ 893,379	\$ 6,303,916	\$ 1,003,114	\$ 9,675,263	\$ 1,009,467	\$ 7,558,462	\$ -	\$ -	\$ -
Dec	\$ 759,679	\$ 7,063,595	\$ 424,247	\$ 10,099,510	\$ (61,497)	\$ 7,496,965	\$ -	\$ -	\$ -
<b>Total</b>	<b>\$ 7,063,595</b>	<b>\$ 6,000,000</b>	<b>\$ 10,099,510</b>	<b>\$ 6,000,000</b>	<b>\$ 7,496,965</b>	<b>\$ 7,400,000</b>	<b>\$ 2,020,458</b>	<b>\$ 7,000,000</b>	<b>28.9%</b>

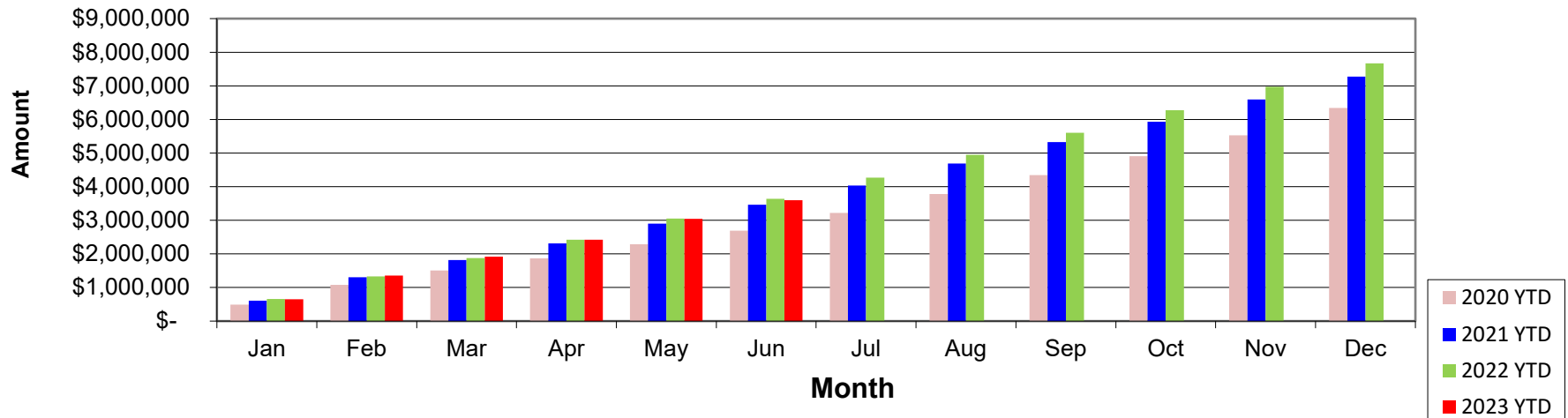
**REET #1 & REET #2 Tax Comparison YTD**



**City of Sammamish  
Year to Year Revenue Comparison  
Retail Sales Tax**

Month	2020	2020 YTD	2021	2021 YTD	2022	2022 YTD	2023	2023 YTD	Variance YTD
Jan	\$ 492,185	\$ 492,185	\$ 608,889	\$ 608,889	\$ 662,055	\$ 662,055	\$ 652,087	\$ 652,087	\$ (9,969)
Feb	\$ 586,740	\$ 1,078,925	\$ 698,364	\$ 1,307,253	\$ 671,606	\$ 1,333,661	\$ 704,290	\$ 1,356,377	\$ 22,716
Mar	\$ 424,900	\$ 1,503,825	\$ 506,812	\$ 1,814,065	\$ 544,426	\$ 1,878,087	\$ 562,711	\$ 1,919,088	\$ 41,001
Apr	\$ 360,833	\$ 1,864,658	\$ 496,570	\$ 2,310,635	\$ 546,645	\$ 2,424,732	\$ 502,529	\$ 2,421,617	\$ (3,115)
May	\$ 418,478	\$ 2,283,136	\$ 587,301	\$ 2,897,936	\$ 629,392	\$ 3,054,124	\$ 621,370	\$ 3,042,987	\$ (11,137)
Jun	\$ 408,741	\$ 2,691,877	\$ 561,540	\$ 3,459,476	\$ 581,740	\$ 3,635,864	\$ 552,829	\$ 3,595,816	\$ (40,048)
Jul	\$ 530,197	\$ 3,222,074	\$ 572,123	\$ 4,031,599	\$ 631,191	\$ 4,267,056	\$ -	\$ -	\$ -
Aug	\$ 561,675	\$ 3,783,749	\$ 660,063	\$ 4,691,662	\$ 677,583	\$ 4,944,639	\$ -	\$ -	\$ -
Sep	\$ 563,735	\$ 4,347,484	\$ 638,030	\$ 5,329,692	\$ 662,091	\$ 5,606,730	\$ -	\$ -	\$ -
Oct	\$ 562,287	\$ 4,909,771	\$ 602,202	\$ 5,931,894	\$ 668,114	\$ 6,274,844	\$ -	\$ -	\$ -
Nov	\$ 616,326	\$ 5,526,097	\$ 663,346	\$ 6,595,240	\$ 698,381	\$ 6,973,225	\$ -	\$ -	\$ -
Dec	\$ 815,875	\$ 6,341,972	\$ 679,293	\$ 7,274,533	\$ 699,616	\$ 7,672,841	\$ -	\$ -	\$ -
<b>Total</b>	<b>\$ 6,341,972</b>	<b>Budget \$ 5,800,000</b>	<b>\$ 7,274,533</b>	<b>Budget \$ 5,400,000</b>	<b>\$ 7,672,841</b>	<b>Budget \$ 6,300,000</b>	<b>\$ 3,595,816</b>	<b>Budget \$ 7,200,000</b>	<b>% of Budget 49.9%</b>

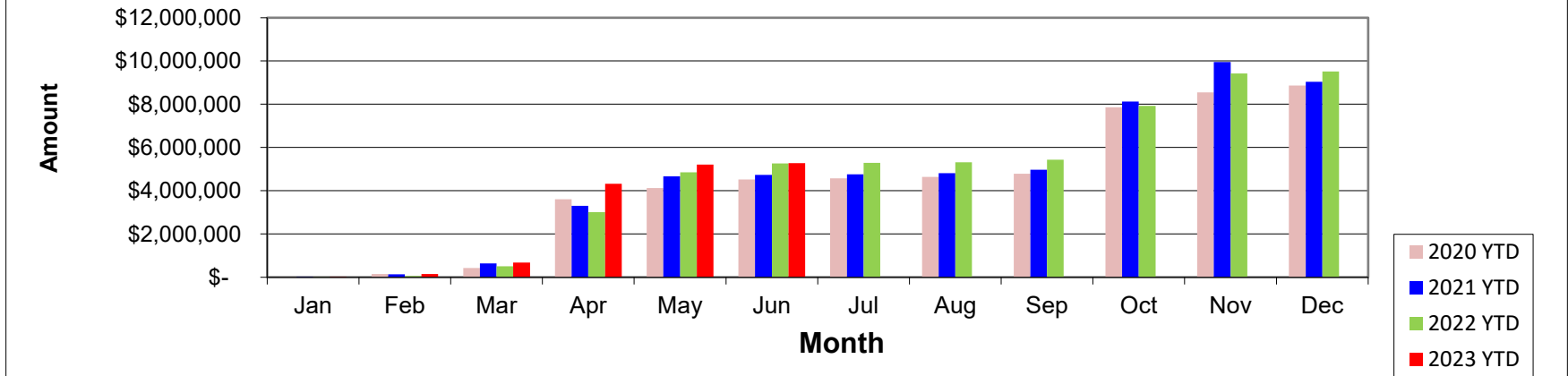
**Sales Tax Comparison YTD**



**City of Sammamish  
Year to Year Revenue Comparison  
Surface Water Fees**

Month	2020	2020 YTD	2021	2021 YTD	2022	2022 YTD	2023	2023 YTD	Variance YTD
Jan	\$ 22,510	\$ 22,510	\$ 34,952	\$ 34,952	\$ 18,519	\$ 18,519	\$ 36,543	\$ 36,543	\$ 18,025
Feb	\$ 122,002	\$ 144,512	\$ 101,969	\$ 136,921	\$ 44,731	\$ 63,250	\$ 107,599	\$ 144,142	\$ 80,892
Mar	\$ 278,315	\$ 422,827	\$ 497,271	\$ 634,192	\$ 444,596	\$ 507,846	\$ 535,997	\$ 680,139	\$ 172,294
Apr	\$ 3,186,140	\$ 3,608,967	\$ 2,668,813	\$ 3,303,005	\$ 2,507,989	\$ 3,015,835	\$ 3,639,696	\$ 4,319,835	\$ 1,304,000
May	\$ 517,292	\$ 4,126,259	\$ 1,370,405	\$ 4,673,410	\$ 1,843,069	\$ 4,858,904	\$ 894,067	\$ 5,213,902	\$ 354,998
Jun	\$ 388,824	\$ 4,515,082	\$ 62,553	\$ 4,735,963	\$ 402,967	\$ 5,261,871	\$ 60,168	\$ 5,274,070	\$ 12,199
Jul	\$ 63,503	\$ 4,578,585	\$ 25,572	\$ 4,761,535	\$ 31,503	\$ 5,293,374	\$ -	\$ -	\$ -
Aug	\$ 56,451	\$ 4,635,036	\$ 48,148	\$ 4,809,683	\$ 24,252	\$ 5,317,626	\$ -	\$ -	\$ -
Sep	\$ 152,081	\$ 4,787,117	\$ 157,848	\$ 4,967,531	\$ 115,223	\$ 5,432,849	\$ -	\$ -	\$ -
Oct	\$ 3,073,780	\$ 7,860,897	\$ 3,158,345	\$ 8,125,876	\$ 2,487,157	\$ 7,920,006	\$ -	\$ -	\$ -
Nov	\$ 692,883	\$ 8,553,780	\$ 1,824,123	\$ 9,949,999	\$ 1,502,295	\$ 9,422,300	\$ -	\$ -	\$ -
Dec	\$ 315,627	\$ 8,869,408	\$ (909,194)	\$ 9,040,805	\$ 99,406	\$ 9,521,707	\$ -	\$ -	\$ -
<b>Total</b>	<b>\$ 8,869,408</b>	<b>\$ 8,730,000</b>	<b>\$ 9,040,805</b>	<b>\$ 9,013,500</b>	<b>\$ 9,521,707</b>	<b>\$ 9,200,000</b>	<b>\$ 5,274,070</b>	<b>\$ 9,900,000</b>	<b>53.3%</b>

**Surface Water Fees Comparison YTD**

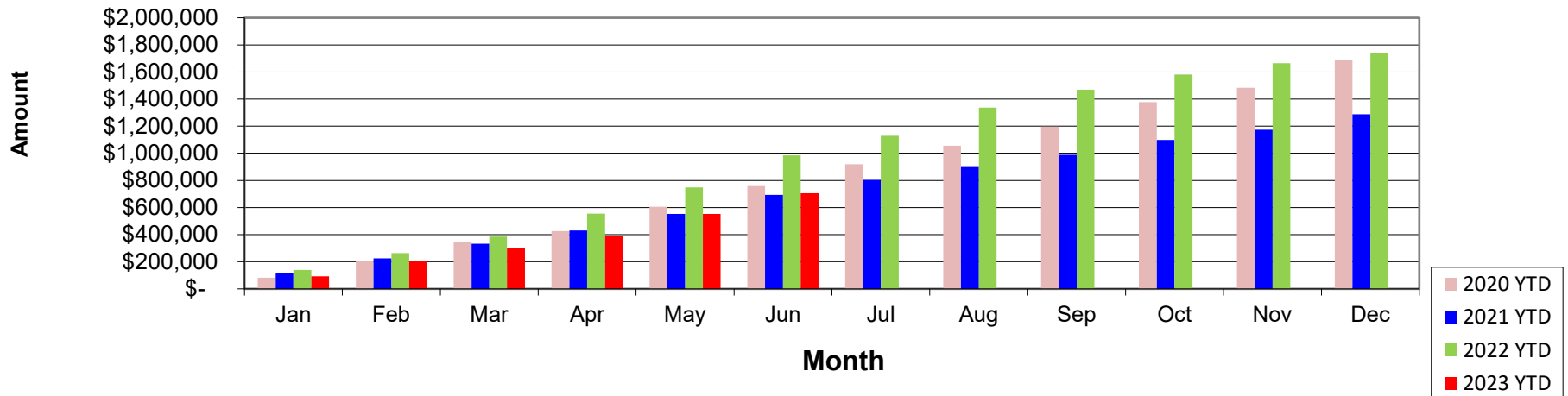




**City of Sammamish  
Year to Year Revenue Comparison  
Building Permits**

Month	2020	2020 YTD	2021	2021 YTD	2022	2022 YTD	2023	2023 YTD	Variance YTD
Jan	\$ 83,283	\$ 83,283	\$ 116,128	\$ 116,128	\$ 139,664	\$ 139,664	\$ 92,902	\$ 92,902	\$ (46,762)
Feb	\$ 125,518	\$ 208,801	\$ 108,260	\$ 224,388	\$ 124,863	\$ 264,527	\$ 111,717	\$ 204,618	\$ (59,909)
Mar	\$ 140,429	\$ 349,230	\$ 107,457	\$ 331,845	\$ 120,786	\$ 385,313	\$ 93,761	\$ 298,380	\$ (86,933)
Apr	\$ 77,211	\$ 426,441	\$ 98,727	\$ 430,572	\$ 168,683	\$ 553,996	\$ 93,235	\$ 391,615	\$ (162,381)
May	\$ 179,012	\$ 605,453	\$ 122,483	\$ 553,055	\$ 194,485	\$ 748,481	\$ 162,018	\$ 553,633	\$ (194,848)
Jun	\$ 153,633	\$ 759,086	\$ 139,887	\$ 692,942	\$ 235,439	\$ 983,920	\$ 152,241	\$ 705,874	\$ (278,046)
Jul	\$ 160,099	\$ 919,185	\$ 110,593	\$ 803,535	\$ 145,415	\$ 1,129,334	\$ -	\$ -	
Aug	\$ 137,348	\$ 1,056,533	\$ 100,544	\$ 904,079	\$ 207,603	\$ 1,336,937	\$ -	\$ -	
Sep	\$ 140,554	\$ 1,197,087	\$ 83,537	\$ 987,616	\$ 132,630	\$ 1,469,567	\$ -	\$ -	
Oct	\$ 181,297	\$ 1,378,384	\$ 110,728	\$ 1,098,344	\$ 111,106	\$ 1,580,673	\$ -	\$ -	
Nov	\$ 105,016	\$ 1,483,400	\$ 74,630	\$ 1,172,974	\$ 84,817	\$ 1,665,490	\$ -	\$ -	
Dec	\$ 204,336	\$ 1,687,736	\$ 114,660	\$ 1,287,634	\$ 75,199	\$ 1,740,689	\$ -	\$ -	
<b>Total</b>	<b>\$ 1,687,736</b>	<b>\$ 1,100,000</b>	<b>\$ 1,287,634</b>	<b>\$ 520,000</b>	<b>\$ 1,740,689</b>	<b>\$ 1,024,000</b>	<b>\$ 705,874</b>	<b>\$ 1,787,500</b>	<b>39.5%</b>

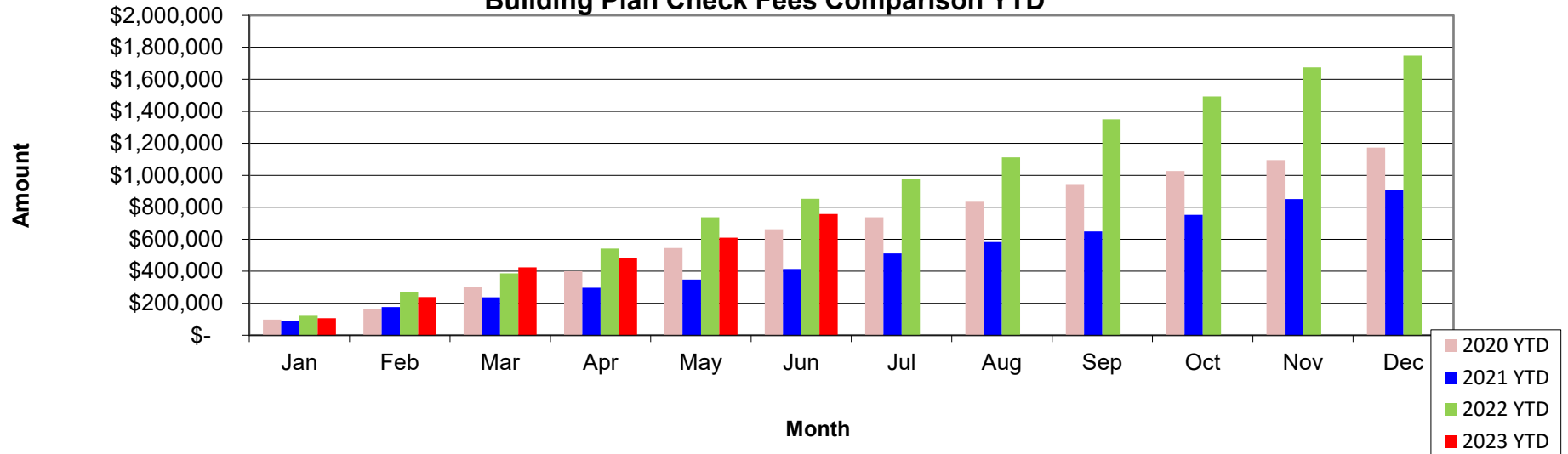
**Building Permits Comparison YTD**



**City of Sammamish  
Year to Year Revenue Comparison  
Plan Check Fees**

Month	2020	2020 YTD	2021	2021 YTD	2022	2022 YTD	2023	2023 YTD	Variance YTD
Jan	\$ 97,817	\$ 97,817	\$ 89,146	\$ 89,146	\$ 122,359	\$ 122,359	\$ 105,628	\$ 105,628	\$ (16,731)
Feb	\$ 64,178	\$ 161,995	\$ 87,638	\$ 176,784	\$ 147,285	\$ 269,643	\$ 133,343	\$ 238,971	\$ (30,672)
Mar	\$ 140,864	\$ 302,859	\$ 60,119	\$ 236,903	\$ 118,239	\$ 387,882	\$ 185,350	\$ 424,321	\$ 36,439
Apr	\$ 97,178	\$ 400,037	\$ 59,404	\$ 296,307	\$ 153,809	\$ 541,691	\$ 57,406	\$ 481,727	\$ (59,964)
May	\$ 145,279	\$ 545,316	\$ 51,284	\$ 347,591	\$ 195,124	\$ 736,815	\$ 128,028	\$ 609,756	\$ (127,059)
Jun	\$ 118,212	\$ 663,528	\$ 66,629	\$ 414,220	\$ 116,937	\$ 853,752	\$ 148,910	\$ 758,666	\$ (95,086)
Jul	\$ 73,566	\$ 737,094	\$ 97,649	\$ 511,869	\$ 122,027	\$ 975,779	\$ -	\$ -	\$ -
Aug	\$ 98,268	\$ 835,362	\$ 71,213	\$ 583,082	\$ 135,982	\$ 1,111,761	\$ -	\$ -	\$ -
Sep	\$ 104,899	\$ 940,261	\$ 65,496	\$ 648,578	\$ 239,016	\$ 1,350,777	\$ -	\$ -	\$ -
Oct	\$ 85,945	\$ 1,026,206	\$ 105,117	\$ 753,695	\$ 142,014	\$ 1,492,791	\$ -	\$ -	\$ -
Nov	\$ 67,951	\$ 1,094,157	\$ 97,543	\$ 851,238	\$ 182,380	\$ 1,675,171	\$ -	\$ -	\$ -
Dec	\$ 78,658	\$ 1,172,815	\$ 56,367	\$ 907,605	\$ 72,891	\$ 1,748,062	\$ -	\$ -	\$ -
<b>Total</b>	<b>\$ 1,172,815</b>	<b>\$ 800,000</b>	<b>\$ 907,605</b>	<b>\$ 440,000</b>	<b>\$ 1,748,062</b>	<b>\$ 1,235,000</b>	<b>\$ 758,666</b>	<b>\$ 1,585,500</b>	<b>47.9%</b>

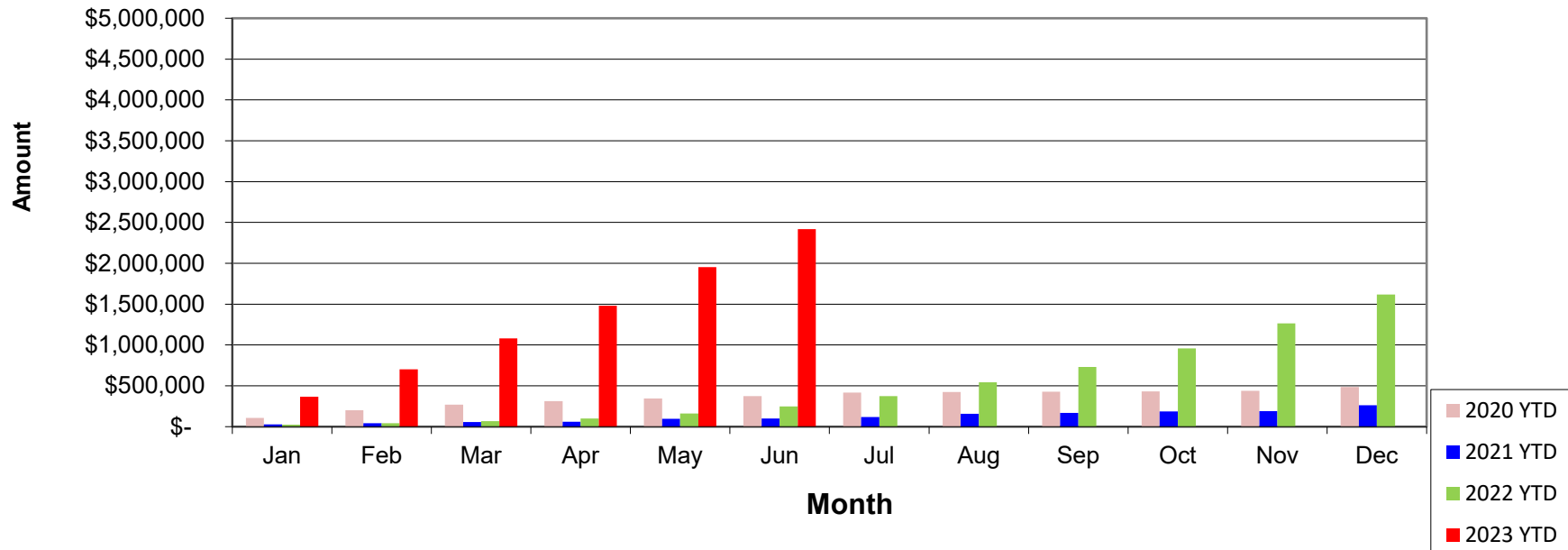
**Building Plan Check Fees Comparison YTD**



**City of Sammamish  
Year to Year Revenue Comparison  
Interest Income**

Month	2020	2020 YTD	2021	2021 YTD	2022	2022 YTD	2023	2023 YTD	Variance YTD
Jan	\$ 107,993	\$ 107,993	\$ 28,686	\$ 28,686	\$ 23,339	\$ 23,339	\$ 367,596	\$ 367,596	\$ 344,257
Feb	\$ 91,506	\$ 199,500	\$ 14,258	\$ 42,944	\$ 17,836	\$ 41,176	\$ 335,717	\$ 703,313	\$ 662,137
Mar	\$ 71,561	\$ 271,061	\$ 13,918	\$ 56,862	\$ 25,198	\$ 66,373	\$ 378,639	\$ 1,081,952	\$ 1,015,578
Apr	\$ 42,510	\$ 313,571	\$ 3,287	\$ 60,149	\$ 34,825	\$ 101,199	\$ 397,549	\$ 1,479,500	\$ 1,378,301
May	\$ 30,337	\$ 343,907	\$ 35,136	\$ 95,285	\$ 60,716	\$ 161,915	\$ 473,321	\$ 1,952,822	\$ 1,790,906
Jun	\$ 29,549	\$ 373,457	\$ 3,281	\$ 98,565	\$ 84,494	\$ 246,409	\$ 464,462	\$ 2,417,284	\$ 2,170,875
Jul	\$ 42,778	\$ 416,235	\$ 20,087	\$ 118,652	\$ 128,156	\$ 374,565	\$ -	\$ -	
Aug	\$ 7,273	\$ 423,507	\$ 38,620	\$ 157,272	\$ 169,954	\$ 544,519	\$ -	\$ -	
Sep	\$ 4,263	\$ 427,770	\$ 10,977	\$ 168,249	\$ 185,639	\$ 730,158	\$ -	\$ -	
Oct	\$ 4,458	\$ 432,228	\$ 18,175	\$ 186,423	\$ 227,203	\$ 957,361	\$ -	\$ -	
Nov	\$ 5,419	\$ 437,647	\$ 3,861	\$ 190,284	\$ 306,683	\$ 1,264,044	\$ -	\$ -	
Dec	\$ 47,473	\$ 485,120	\$ 70,591	\$ 260,875	\$ 352,728	\$ 1,616,772	\$ -	\$ -	
<b>Total</b>	<b>\$ 485,120</b>	<b>\$ 428,500</b>	<b>\$ 260,875</b>	<b>\$ 662,000</b>	<b>\$ 1,616,772</b>	<b>\$ 236,000</b>	<b>\$ 2,417,284</b>	<b>\$ 256,500</b>	<b>942.4%</b>

**Interest Income Comparison YTD**



**EMPLOYMENT BY TYPE**  
(Number of Positions Filled)

	2022 End of Year	2023 June Net Change	2023 June	2023 BUDGET
<b>General Government</b>				
Full-Time (FTE)	112.25	4	124	129
Long-term LTE (more than 6 mo.)	4	-1	0	1
<b>Total General Government</b>	<b>116.25</b>	<b>3</b>	<b>124</b>	<b>130</b>
<b>Stormwater</b>				
Full-Time (FTE)	14.25	0	14.50	17.50
<b>Total Stormwater</b>	<b>14.25</b>	<b>0</b>	<b>14.50</b>	<b>17.50</b>
<b>Total City FTE &amp; Long-term LTE</b>				
Full-Time (FTE)	126.50	4	138.50	146.50
Long-term LTE (more than 6 mo.)	4	-1	0	1
<b>Total City FTE &amp; LTE</b>	<b>130.50</b>	<b>3</b>	<b>138.50</b>	<b>147.50</b>
<b>Temporary Employees</b>				
Short-term LTE (6 mo. or less)	0	0	0	0
Interns (6 mo. or less)	0	3	3	N/A
Facility monitors	2	-1	5	N/A
Parks lifeguards & beach managers	0	7	15	N/A
6 month seasonals	0	0	8	8
<b>Total Seasonal and short term</b>	<b>2</b>	<b>9</b>	<b>31</b>	<b>8</b>
<b>TOTAL ALL EMPLOYEES</b>	<b>132.50</b>	<b>12</b>	<b>169.50</b>	<b>155.50</b>

**2023 Budgeted Contract (LTE) Positions**

**Status**

Transportation Coordinator-Public Works

Vacant

**City of Sammamish  
Fund Summary  
Salaries & Benefits (Excludes unemployment)  
Month Ending June 30, 2023**

<b>Fund</b>	<b>Name/Dept/Div</b>	<b>2023 BUDGET</b>	<b>YTD Actual Expended</b>	<b>YTD % Expended</b>
<b>001</b>	<b>General Fund</b>	<b>\$ 18,362,850</b>	<b>\$ 7,914,070.66</b>	<b>43%</b>
	City Council	139,100	\$ 65,821.08	47%
	City Manager Dept.	1,840,800	\$ 613,957.49	33%
	Administration	977,300	\$ 348,119.44	36%
	Communications	194,000	\$ 32,068.24	17%
	City Clerk	527,100	\$ 233,769.81	44%
	Sustainability	142,400	\$ -	0%
	Finance	1,245,600	\$ 615,784.52	49%
	Legal	121,000	\$ 64,018.14	53%
	Admin Svcs	919,700	\$ 434,574.97	47%
	Human Resources	406,900	\$ 185,061.01	45%
	Administration	512,800	\$ 249,513.96	0%
	Facilities	934,600	\$ 435,135.75	47%
	Police Services	134,100	\$ 67,291.14	50%
	Public Works	4,574,750	\$ 1,971,611.35	43%
	Administration	436,600	\$ 147,071.33	34%
	Engineering	722,800	\$ 292,279.92	40%
	Traffic	917,550	\$ 463,274.39	50%
	Transportation Planning	599,700	\$ 274,464.81	46%
	Development Review	842,900	\$ 330,491.48	39%
	Maintenance	1,055,200	\$ 464,029.42	44%
	Social & Human Services	108,600	\$ 53,861.96	50%
	Community Dev'l	4,440,900	\$ 1,888,162.71	43%
	Current Planning	691,200	\$ 310,685.76	45%
	Administration	753,800	\$ 339,534.80	45%
	Long-range Planning	1,038,500	\$ 434,090.12	42%
	Code Compliance	399,200	\$ 144,272.40	36%
	Building	1,215,700	\$ 506,635.97	42%
	Permit Center	342,500	\$ 152,943.66	45%
	Parks & Rec	3,903,700	\$ 1,703,851.55	44%
	Administration	578,000	\$ 340,915.57	59%
	Volunteer Services	228,200	\$ 93,178.65	41%
	Planning	452,500	\$ 216,055.54	48%
	Recreation Pgms	699,200	\$ 275,631.34	39%
	Resource Mgt	1,945,800	\$ 778,070.45	40%
<b>408</b>	<b>Surface Water Mgt.</b>	<b>2,576,500</b>	<b>\$ 1,090,359.78</b>	<b>42%</b>
	Administration	274,900	\$ 92,819.44	34%
	Engineering	1,389,500	\$ 610,107.46	44%
	Maintenance	912,100	\$ 387,432.88	42%
<b>501</b>	<b>Equipment Rental &amp; Repl</b>	<b>154,370</b>	<b>\$ 53,810.95</b>	<b>35%</b>
<b>502</b>	<b>Technology Replacement</b>	<b>1,626,800</b>	<b>\$ 804,721.24</b>	<b>49%</b>
<b>Total</b>		<b>\$ 22,720,520</b>	<b>\$ 9,862,963</b>	<b>43%</b>

**City of Sammamish  
Consolidated Revenue Report by Type  
Budget to Revenue Comparison  
Month Ending June 30, 2023**

Account Number	Description	Annual BUDGET	Monthly Actual	YTD Actual Revenues	YTD % Received
001-000-311-10-00-00	Property Tax	\$ 33,800,000	\$ 218,661.57	\$ 18,365,046.52	54%
001-000-313-11-00-00	Sales & Use Tax	7,200,000	552,829.26	3,595,816.20	50%
001-000-313-27-00-00	Affordable Hsg. Sales Tax	57,000	-	18,445.41	32%
001-000-313-71-00-00	Local Crim Justice Sales Tax	2,100,000	198,543.12	1,207,057.40	57%
001-000-317-20-00-00	Leasehold Excise Tax	2,000	3.51	2,885.71	144%
302-000-311-10-00-00	Property Tax - KC Parks	320,000	200,357.45	200,357.45	63%
302-000-318-34-00-00	Real Estate Excise Tax #1	3,500,000	279,354.83	1,010,229.01	29%
340-000-318-35-00-00	Real Estate Excise Tax - #2	3,500,000	279,354.83	1,010,229.01	29%
	<b>TOTAL TAXES</b>	<b>\$ 50,479,000</b>	<b>\$ 1,729,104.57</b>	<b>\$ 25,410,066.71</b>	<b>50%</b>
001-000-321-99-00-00	Business Licenses	\$ 60,000	\$ 5,336.25	\$ 35,450.00	59%
001-000-321-91-00-00	Cable Franchise Fee	660,000	165,878.99	165,878.99	25%
001-000-322-10-03-00	Grading Permits	-	-	10,570.00	*
001-000-322-10-04-00	Mechanical Permits	-	-	1,762.00	*
001-000-322-10-07-00	Tree Permits	2,000	-	-	0%
001-000-322-10-10-00	Building Permits-new # in 2022	1,787,500	152,240.80	705,873.95	39%
001-000-322-40-00-00	Right of Way Permits	140,000	59,813.00	233,948.00	167%
001-000-322-90-01-00	Miscellaneous Permits & Fees	4,000	-	-	0%
	<b>TOTAL LICENSES &amp; PERMITS</b>	<b>\$ 2,653,500</b>	<b>\$ 383,269.04</b>	<b>\$ 1,153,482.94</b>	<b>43%</b>
002-000-332-92-10-00	US Dept of Treasury-ARPA	\$ 4,574,966	\$ -	\$ 4,574,965.46	100%
438-000-332-92-10-00	WS Dept of Commerce-ARPA	800,000	-	-	0%
001-000-333-20-60-10	US DOT	1,000	-	-	0%
001-000-333-20-20-50	US DOT-NHS Asset Management	1,430,500	1,230,774.25	1,245,482.30	87%
408-000-334-03-20-00	DOE Water Quality Grant	276,195	-	-	0%
001-000-334-03-20-00	Recycling Grant	45,000	13,139.59	13,139.59	29%
001-000-334-03-51-00	WA Traffic Safety Commission	-	-	1,934.75	*
408-000-334-04-10-00	Recreation & Conservation Grant	255,000	-	-	0%
001-000-334-04-20-00	Department of Commerce	37,575	19,995.00	37,575.00	100%
001-000-334-04-20-01	Climate Change Grant-DOC	59,950	-	-	0%
001-000-334-05-30-00	Comp Plan Update Grant-DOC	87,500	87,500.00	87,500.00	100%
408-000-334-03-10-00	Dept of Ecology - State Grant	25,000	-	50,250.00	201%
001-000-336-06-21-00	Criminal Justice-Population	24,500	-	11,920.37	49%
001-000-336-06-25-00	Criminal Justice - Spec Prog	136,000	-	70,331.60	52%
001-000-336-06-26-00	Criminal Justice - Contr Svcs	86,500	-	42,170.10	49%
001-000-336-06-51-00	DUI-Cities	8,000	-	166.49	2%
001-000-336-06-94-00	Liquor Excise	467,500	238,859.16	238,859.16	51%
001-000-336-06-95-00	Liquor Profits	521,300	(108,601.06)	260,515.37	50%
001-000-336-06-95-01	Liquor Profits-Public Safety	105,000	-	-	0%
101-000-336-00-71-00	Multimodal Transpo City	88,000	22,121.09	44,242.04	50%
101-000-336-00-87-00	Street Fuel Tax	1,500,000	115,763.06	592,435.97	39%
101-000-336-00-87-01	MVFT Transportation City	77,700	-	-	0%
001-000-337-07-00-00	KC Recycling Grant	70,000	27,840.79	66,480.90	95%
001-000-337-07-07-00	KC Hazardous Waste Mgmt	24,000	-	-	0%
001-000-337-07-08-00	KC Transit Coordinator	48,510	2,912.72	10,957.84	23%
408-000-337-07-00-00	KC Conservat'n Dist Sp Ass/SSO	36,000	-	-	0%
438-000-337-07-05-00	KC Flood Control District	160,000	-	-	0%
	<b>TOTAL INTERGOVERNMENTAL</b>	<b>\$ 10,945,696</b>	<b>\$ 1,650,304.60</b>	<b>\$ 7,348,926.94</b>	<b>67%</b>
001-000-341-99-00-00	Passport Services	\$ 33,600	\$ 385.00	\$ 3,290.00	10%
001-000-342-10-01-00	Vehicle Impound Fees	1,000	-	-	0%
001-000-342-10-02-00	School Resource Officer	178,800	-	-	0%

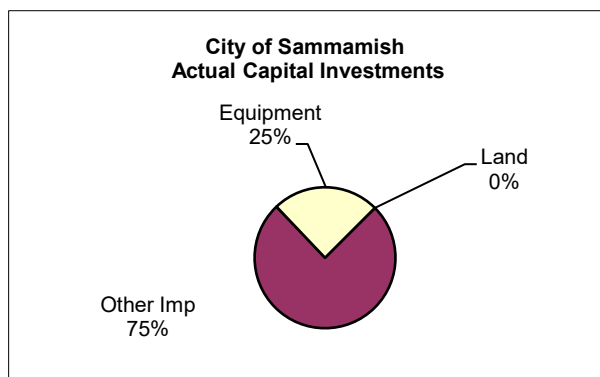
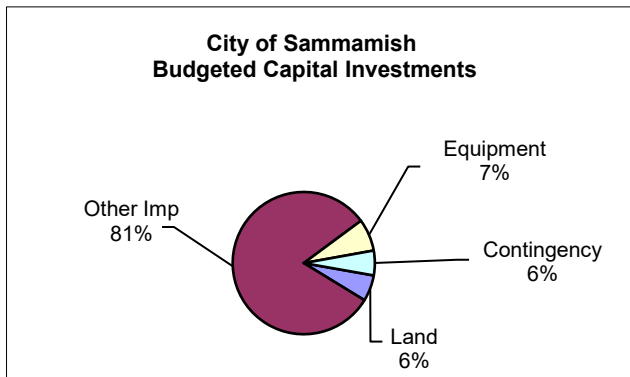
Account Number	Description	Annual BUDGET	Monthly Actual	YTD Actual Revenues	YTD % Received
001-000-342-20-01-00	EFR Review Fee	36,000	3,275.00	22,511.00	63%
001-000-342-40-01-00	EFR Inspection Fee	22,000	566.00	4,267.00	19%
001-000-342-40-02-00	Electrical Inspections	-	-	3,855.39	*
001-000-343-10-00-00	Drainage Svcs-pmt from SWM	263,183	21,931.92	131,591.52	50%
408-000-343-10-00-00	Surface Water Fees	9,900,000	60,168.35	5,274,070.37	53%
001-000-343-93-00-00	Animal Control	190,000	-	-	0%
408-000-345-11-00-00	Beaver Lake Assessment	60,000	11,006.96	57,482.17	96%
001-000-345-70-20-00	Information Services	140,000	6,208.00	37,800.88	27%
001-000-345-83-20-00	Planning Review	788,000	74,798.50	338,844.63	43%
001-000-345-83-30-00	Building Plan Review	525,000	30,665.74	241,329.14	46%
001-000-345-83-40-00	Public Works Review	272,500	43,445.99	178,491.99	66%
001-000-345-83-40-10	PW Consultant Review	-	-	192.00	*
340-000-345-85-01-00	Traffic Impact Fees	933,000	39,294.27	121,201.35	13%
302-000-345-85-02-00	Parks Impact Fees	438,500	20,217.00	60,651.00	14%
001-000-345-86-00-00	Historic Preservation Fees	12,500	-	-	0%
340-000-345-86-00-05	18th St Assemblage Mit Fees	-	-	6,702.86	*
001-000-345-89-02-00	Site Plan Review	-	1,400.80	3,610.55	*
001-000-345-89-03-00	Notice of Appeal	2,200	-	-	0%
001-000-345-89-04-00	Preapplication/Service Fee	-	-	27,000.00	*
001-000-345-89-12-00	Outside Services Plan Review	248,000	56,166.18	176,216.04	71%
001-000-345-89-13-00	Concurrency Test Fees	80,000	5,000.00	18,250.00	23%
001-000-345-89-14-00	Public Notice Fee	20,800	3,900.00	7,800.00	38%
001-000-345-89-99-00	Techonology Surcharge 15% Fee	494,400	45,444.44	185,336.20	37%
001-000-347-30-01-00	Park Use Fees	63,100	7,714.00	25,574.00	41%
001-000-347-30-02-00	Field Use Fees	261,000	113,575.90	178,670.16	68%
001-000-347-30-03-00	Park & Recreation Fees	-	67.50	412.50	*
001-000-347-60-01-00	Recreational Class Fees	30,000	-	3,640.00	12%
001-000-347-90-00-00	Park Concessions	1,000	-	-	0%
001-000-347-90-20-00	Vendor Display Fees	5,000	-	-	0%
<b>CHARGES FOR GOODS &amp; SVCS</b>		<b>\$ 14,999,583</b>	<b>\$ 545,231.55</b>	<b>\$ 7,108,790.75</b>	<b>47%</b>
001-000-350-00-00-00	Municipal Court Fines	\$ 360,000	\$ -	\$ -	0%
001-000-359-90-02-00	False Alarm Fines	-	250.00	1,350.00	*
001-000-359-90-03-00	Code Violations	50,000	-	32,273.05	65%
<b>TOTAL FINES &amp; FORFEITS</b>		<b>\$ 410,000</b>	<b>\$ 250.00</b>	<b>\$ 33,623.05</b>	<b>8%</b>
001-000-361-11-00-00	Interest Income	\$ 150,000	\$ 195,786.82	\$ 1,010,549.44	674%
301-000-361-11-00-00	Interest Income	5,000	29,653.90	141,989.84	2840%
302-000-361-11-00-00	Interest Income	40,000	107,208.31	575,436.36	1439%
340-000-361-11-00-00	Interest Income	20,000	60,125.70	321,195.30	1606%
408-000-361-11-00-00	Interest Income	16,000	23,343.81	114,638.06	716%
438-000-361-11-00-00	Interest Income	15,000	36,071.31	183,894.65	1226%
501-000-361-11-00-00	Interest Income	5,000	7,791.03	41,956.14	839%
502-000-361-11-00-00	Interest Income	5,000	2,990.44	18,961.53	379%
503-000-361-11-00-00	Interest Income	500	1,491.02	8,662.61	1733%
001-000-361-40-00-00	Sales Interest	7,000	2,255.10	11,319.60	162%
001-000-362-40-01-00	Beaver Lake Lodge Rental Fees	45,000	9,000.00	27,142.50	60%
001-000-362-50-00-00	Space and Facilities Leases LT	431,000	26,246.22	330,925.71	77%
001-000-362-51-00-00	City Hall 2nd Floor	180,000	-	91,769.02	51%
408-000-362-90-00-01	Rental-Sigmar House	43,200	3,600.00	19,950.00	46%
001-000-367-11-00-02	Donations-Police	-	-	19,744.52	*
001-000-367-11-01-01	Donations - Park Events	40,000	250.00	7,108.30	18%
408-000-367-12-00-00	Contributions-HOA Monitoring	10,000	-	-	0%
001-000-369-90-00-00	Miscellaneous	-	2,586.12	47,523.97	*
340-000-369-90-00-00	Miscellaneous	-	-	2,428.88	*
408-000-369-90-01-00	Miscellaneous	-	-	20.70	*

Account Number	Description	Annual BUDGET	Monthly Actual	YTD Actual Revenues	YTD % Received
438-000-379-00-00-00	Developer Contribution Fees	180,000	9,799.50	38,781.00	22%
302-000-395-10-00-00	Sale of Capital Assets	-	257.50	257.50	*
501-000-395-10-00-00	Sale of Capital Assets	149,000	-	-	0%
001-000-395-20-00-00	Restitution	-	-	293.84	*
501-000-395-20-00-00	Compensation-Loss/Impairment	-	-	-	*
001-000-398-00-00-00	Compensation from Ins Recovery	-	-	-	*
302-000-398-00-00-00	Compensation from Ins Recovery	-	-	-	*
501-000-398-00-00-00	Compensation from Ins Recovery	-	-	-	*
<b>TOTAL MISCELLANEOUS</b>		<b>\$ 1,341,700</b>	<b>\$ 518,456.78</b>	<b>\$ 3,014,549.47</b>	<b>225%</b>
001-000-397-00-01-01	Operating Transfers - Street Fund	1,665,700.00	\$ 137,884.15	\$ 636,678.01	38%
001-000-397-00-00-02	Operating Transfers -ARPA Fund	4,574,966	4,574,965.46	4,574,965.46	100%
301-000-397-00-00-01	Oper Tfrrs - General Fund	6,105,000	508,750.00	3,052,500.00	50%
438-000-397-00-04-08	Oper Trnsfrs - Storm Oper Fund	4,931,818	410,984.83	2,465,908.98	50%
501-000-349-30-00-00	Fleet R & M Charge-GF	329,296	27,441.33	164,647.98	50%
501-000-349-30-40-80	Fleet R & M Charge-SWM	80,675	6,722.92	40,337.52	50%
501-000-362-20-00-00	Fleet Replacement Charge-GF	405,870	33,822.50	202,935.00	50%
501-000-362-20-40-80	Fleet Replacement Charge-SWM	63,231	5,269.25	31,615.50	50%
502-000-349-80-00-01	Interfund Services - Gen Govt	2,226,217	185,518.08	1,113,108.48	50%
502-000-349-80-04-08	Interfund - Storm Oper Fund	299,683	24,973.58	149,841.48	50%
503-000-349-91-00-01	Interfund - General fund	639,000	-	639,000.00	100%
503-000-349-91-04-08	Interfund - Storm Oper Fund	86,000	-	86,000.00	100%
<b>TOTAL NONREVENUES</b>		<b>\$ 21,407,456</b>	<b>\$ 5,916,332.10</b>	<b>\$ 13,157,538.41</b>	<b>61%</b>
<b>TOTAL ALL FUNDS</b>		<b>\$ 102,236,935</b>	<b>\$ 10,742,948.64</b>	<b>\$ 57,226,978.27</b>	<b>56%</b>



**City of Sammamish  
Capital Funds Summary  
Capital Expenditures by Type  
Month Ending June 30, 2023**

Type	Description	2023 BUDGET	YTD Actual Expended	YTD % Expended
<b>61 Land</b>				
Fund 301	General Gov't CIP	\$ 2,000,000	\$ 434.00	0%
	<b>Type Total</b>	<b>\$ 2,000,000</b>	<b>\$ 434.00</b>	<b>0%</b>
<b>63 Other Improvements</b>				
Fund 301	General Gov't CIP	\$ 9,355,000	\$ 188,066.42	2%
Fund 302	Parks CIP	9,903,050	380,797.64	4%
Fund 340	Transportation CIP	3,691,000	211,162.27	6%
Fund 438	Surface Water Capital Prj	4,300,470	276,601.86	6%
	<b>Type Total</b>	<b>\$ 27,249,520</b>	<b>\$ 1,056,628.19</b>	<b>4%</b>
<b>64 Equipment/Artwork</b>				
Fund 001	Gen Fund PW Maintenance	\$ 83,000	\$ 9,628.80	12%
Fund 001	Gen Fund PW Software	17,000	-	0%
Fund 001	Gen Fund PW Traffic	433,000	180,676.50	42%
Fund 001	Gen Fund/Police	5,000	-	0%
Fund 001	Gen Fund/Comm Devl	29,100	-	0%
Fund 001	Gen Fund/Parks & Rec	306,000	17,215.02	6%
Fund 001	Gen Fund/Facilities	25,000	3,543.02	
Fund 301	General Gov't CIP	50,000	-	0%
Fund 408	Surface Water Mgt	543,000	30,147.53	6%
Fund 501	Equipment Rental/Repl.	756,620	89,400.34	12%
Fund 502	Technology Replacement	205,000	14,263.51	7%
	<b>Type Total</b>	<b>\$ 2,452,720</b>	<b>\$ 344,874.72</b>	<b>14%</b>
<b>67 Capital Contingency</b>				
Fund 302	Parks CIP	\$ 1,885,589	\$ -	0%
	<b>Type Total</b>	<b>\$ 1,885,589</b>	<b>\$ -</b>	<b>0%</b>
<b>Total Capital Expenditures</b>		<b>\$ 33,587,829</b>	<b>\$ 1,401,936.91</b>	<b>4%</b>



**City of Sammamish**  
**Detail Expenditures All Sources**  
**Month Ending June 30, 2023**

Account Number	Description	Prior Year Actual	2023 BUDGET	Monthly Actual	YTD Actual Expended	YTD %
001-011-511-60-11-00	Salaries	\$ 105,376	\$ 118,000	\$ 9,895	\$ 57,699	49%
001-013-513-10-11-00	Salaries	850,354	736,600	51,236	256,693	35%
001-013-554-90-11-00	Salaries		92,700	-	-	0%
001-013-557-20-11-00	Salaries	156,285	135,900	11,870	23,741	17%
001-014-514-20-11-00	Salaries	840,792	903,200	77,378	458,615	51%
001-015-515-31-11-00	Salaries	84,226	89,800	8,214	47,707	53%
001-018-514-30-11-00	Salaries	309,307	360,400	28,791	172,093	48%
001-018-516-20-11-00	Salaries	184,527	271,600	23,250	138,751	51%
001-018-518-10-11-00	Salaries	139,922	369,000	30,823	183,657	50%
001-019-518-30-11-00	Salaries	436,671	599,900	58,213	299,946	50%
001-021-521-10-11-00	Salaries	94,179	96,000	7,999	47,995	50%
001-040-542-10-11-00	Salaries	1,148,792	513,200	(35,919)	208,132	41%
001-040-542-30-11-00	Salaries	607,442	656,800	65,411	323,038	49%
001-040-543-10-11-00	Salaries	386,082	328,200	3,739	109,290	33%
001-040-544-20-11-00	Salaries		575,600	111,367	230,348	40%
001-040-544-40-11-00	Salaries		420,300	33,350	200,622	48%
001-041-542-10-11-00	Salaries	540,724	649,900	54,567	327,597	50%
001-050-557-20-11-00	Salaries	69,369	74,700	6,758	36,841	49%
001-058-524-20-11-00	Salaries	926,920	861,400	63,823	358,268	42%
001-058-524-50-11-00	Salaries		278,100	22,207	103,259	37%
001-058-558-10-11-00	Salaries		538,300	42,900	250,255	46%
001-058-558-30-11-00	Salaries		724,100	45,720	309,798	43%
001-058-558-50-11-00	Salaries	288,203	237,400	18,666	105,751	45%
001-058-558-60-11-00	Salaries	1,439,520	487,700	40,782	227,640	47%
001-076-518-90-11-00	Salaries	114,335	159,600	10,795	64,113	40%
001-076-571-10-11-00	Salaries	428,152	431,200	41,840	252,163	58%
001-076-571-18-11-00	Salaries	238,945	366,900	24,935	127,274	35%
001-076-576-80-11-00	Salaries	1,004,704	1,098,900	90,302	512,772	47%
001-076-576-95-11-00	Salaries	271,027	343,600	27,913	161,478	47%
001-013-557-20-12-00	Overtime	118	-	-	-	*
001-014-514-20-12-00	Overtime	1,276	500	-	203	41%
001-018-514-30-12-00	Overtime	478	-	382	578	*
001-019-518-30-12-00	Overtime	24,204	25,000	990	4,626	19%
001-040-542-10-12-00	Overtime	957	4,000	(251)	-	0%
001-040-542-30-12-00	Overtime	88,631	75,000	11,001	33,130	44%
001-040-543-10-12-00	Overtime	1,561	1,500	(87)	45	3%
001-040-544-20-12-00	Overtime		4,000	251	388	10%
001-040-544-40-12-00	Overtime		1,000	-	-	0%
001-041-542-10-12-00	Overtime	3,757	6,950	948	4,352	63%
001-058-524-20-12-00	Overtime	1,305	7,000	-	156	2%
001-058-524-50-12-00	Overtime		1,500	-	-	0%
001-058-558-10-12-00	Overtime		1,500	-	152	10%
001-058-558-30-12-00	Overtime		5,000	-	-	0%
001-058-558-50-12-00	Overtime	-	4,000	-	-	0%
001-058-558-60-12-00	Overtime	972	15,000	-	-	0%
001-076-518-90-12-00	Overtime	2,422	-	137	3,686	*
001-076-571-10-12-00	Overtime	1,779	-	-	427	*
001-076-571-18-12-00	Overtime	2,311	-	555	5,362	*
001-076-576-80-12-00	Overtime	31,438	38,000	5,584	10,665	28%
001-076-576-95-12-00	Overtime		-	-	334	*
001-076-571-18-13-00	Part-Time (Lifeguards)	76,910	110,600	45,790	60,564	55%
001-076-571-18-13-02	Part-Time (Facility Monitors)	9,125	21,700	-	630	3%
001-076-576-80-13-00	Part-Time	34,651	200,000	-	-	0%
001-019-518-30-14-00	On-Call Pay	26,071	30,000	2,277	13,794	46%
001-040-542-30-14-00	On-Call Pay	12,029	15,800	1,584	6,287	40%

Account Number	Description	Prior Year Actual	2023 BUDGET	Monthly Actual	YTD Actual Expended	YTD %
001-041-542-10-14-00	Standby Pay	66	-	-	-	*
001-076-518-90-14-00	Standby Pay	858	-	-	-	*
001-076-571-18-14-00	Standby Pay	3,828	-	1,485	1,485	*
001-076-576-80-14-00	On-Call Pay	792	-	-	-	*
001-011-511-60-21-00	Benefits	17,085	21,100	1,380	8,123	38%
001-013-513-10-21-00	Benefits	219,262	240,700	19,287	91,427	38%
001-013-554-90-21-00	Benefits		49,700	-	-	0%
001-013-557-20-21-00	Benefits	61,111	58,100	3,649	8,328	14%
001-014-514-20-21-00	Benefits	291,443	341,900	26,382	156,966	46%
001-015-515-31-21-00	Benefits	29,518	31,200	2,764	16,311	52%
001-018-514-30-21-00	Benefits	117,201	166,700	10,252	61,099	37%
001-018-516-20-21-00	Benefits	56,934	110,300	8,061	46,310	42%
001-018-516-20-21-11	Tuition Reimbursement	-	25,000	-	-	0%
001-018-518-10-21-00	Benefits	52,527	143,800	11,012	65,857	46%
001-019-518-30-21-00	Benefits	175,251	279,700	22,026	116,769	42%
001-021-521-10-21-00	Benefits	36,911	38,100	3,214	19,296	51%
001-040-542-10-21-00	Benefits	466,165	205,600	(14,335)	84,147	41%
001-040-542-30-21-00	Benefits	280,325	307,600	10,936	101,575	33%
001-040-543-10-21-00	Benefits	129,504	106,900	1,498	37,736	35%
001-040-544-20-21-00	Benefits		263,300	46,381	99,755	38%
001-040-544-40-21-00	Benefits		178,400	12,231	73,843	41%
001-041-542-10-21-00	Benefits	195,097	260,700	21,759	131,325	
001-050-557-20-21-00	Benefits	32,362	33,900	2,960	17,021	50%
001-058-524-20-21-00	Benefits	364,822	347,300	25,136	148,212	43%
001-058-524-50-21-00	Benefits		119,600	8,546	41,014	34%
001-058-558-10-21-00	Benefits		214,000	15,050	89,127	42%
001-058-558-30-21-00	Benefits		309,400	18,516	124,292	40%
001-058-558-50-21-00	Benefits	128,773	101,100	8,216	47,193	47%
001-058-558-60-21-00	Benefits	543,163	188,500	14,379	83,046	44%
001-076-518-90-21-00	Benefits	53,188	68,600	4,008	25,380	37%
001-076-571-10-21-00	Benefits	147,522	146,800	14,667	88,325	60%
001-076-571-18-21-00	Benefits	121,055	200,000	19,224	80,317	40%
001-076-576-80-21-00	Benefits	487,748	608,900	43,470	254,634	42%
001-076-576-95-21-00	Benefits	91,378	108,900	9,112	54,243	50%
002-000-518-30-11-00	Salaries	107,031	-	-	-	*
002-000-518-30-21-00	Benefits	31,690	-	-	-	*
408-000-531-31-11-00	Salaries	137,965	206,500	11,841	69,423	34%
408-000-531-32-11-00	Salaries	716,898	999,000	73,060	439,340	44%
408-000-531-35-11-00	Salaries	402,763	573,100	31,810	205,037	36%
408-000-531-31-12-00	Overtime	563	1,000	(49)	-	0%
408-000-531-32-12-00	Overtime	262	1,000	69	206	21%
408-000-531-35-12-00	Overtime	28,466	32,000	3,774	17,901	56%
408-000-531-35-14-00	On-Call Pay	17,969	15,800	627	8,663	55%
408-000-531-31-21-00	Benefits	45,544	67,400	3,859	23,397	35%
408-000-531-32-21-00	Benefits	262,724	389,500	29,318	170,562	44%
408-000-531-35-21-00	Benefits	199,421	291,200	35,507	155,833	54%
501-000-548-65-11-00	Salaries	31,751	87,100	7,132	37,606	43%
501-000-548-65-12-00	Overtime		20,000	1,111	1,203	6%
501-000-548-65-14-00	Standby Pay		11,670	-	-	0%
501-000-548-65-21-00	Benefits	11,919	35,600	2,731	15,001	42%
502-000-518-81-11-00	Salaries	1,099,624	1,171,600	96,718	579,663	49%
502-000-518-81-12-00	Overtime	4,028	6,000	195	3,100	52%
502-000-518-81-13-00	Part-Time Intern	-	9,500	-	-	0%
502-000-518-81-14-00	Standby Pay	726	-	-	-	*
502-000-518-81-21-00	Benefits	414,573	439,700	37,518	221,958	50%
503-000-517-70-22-00	Unemployment Benefits	8,036	25,000	-	-	0%
<b>TOTAL PERSONNEL</b>		<b>\$ 18,611,691</b>	<b>\$ 22,745,520</b>	<b>\$ 1,752,475</b>	<b>\$ 9,862,963</b>	<b>43%</b>
001-011-511-60-31-00	Office & Operating Supplies	\$ 4,955	\$ 2,500	\$ -	\$ 778	31%
001-013-513-10-31-00	Office & Operating Supplies	867	5,000	30	437	9%
001-013-557-20-31-00	Office & Operating Supplies	-	5,000	537	995	20%

Account Number	Description	Prior Year Actual	2023 BUDGET	Monthly Actual	YTD Actual Expended	YTD %
001-013-554-90-31-00	Office & Operating Supplies		600	-	-	
001-014-514-20-31-00	Office & Operating Supplies	3,060	2,000	70	1,668	83%
001-015-515-31-31-00	Office & Operating Supplies	-	1,500	-	-	0%
001-018-518-10-31-00	Office & Operating Supplies	-	1,250	-	-	0%
001-018-516-20-31-00	Office & Operating Supplies	248	3,250	-	-	0%
001-018-514-30-31-00	Office & Operating Supplies	-	3,000	28	88	3%
001-018-517-90-31-00	Office & Operating Supplies	1,784	1,250	1,080	920	74%
001-019-518-30-31-00	Office & Operating Supplies	97,890	103,100	5,070	38,408	37%
001-021-521-10-31-00	Office & Operating Supplies	6,319	4,000	6,515	10,758	269%
001-025-525-60-31-00	Office & Operating Supplies	2,200	-	-	-	*
001-040-542-10-31-00	Office & Operating Supplies	2,549	5,000	-	882	18%
001-040-543-10-31-00	Office & Operating Supplies	2,950	2,400	878	1,335	56%
001-040-544-20-31-00	Office & Operating Supplies		3,000	28	55	
001-040-542-30-31-00	Office & Operating Supplies	136,540	160,500	16,012	92,531	58%
001-040-544-40-31-00	Office & Operating Supplies		2,000	28	28	
001-040-542-66-31-00	Snow & Ice Supplies	207,894	85,000	-	108,142	127%
001-041-542-10-31-00	Office & Operating Supplies	86,251	3,950	(21)	(24,035)	-608%
001-050-557-20-31-00	Office & Operating Supplies	-	2,000	-	92	5%
001-058-558-10-31-00	Office & Operating Supplies	-	3,000	8	96	
001-058-524-20-31-00	Office & Operating Supplies	2,132	4,800	8	1,214	25%
001-058-558-30-31-00	Office & Operating Supplies	-	5,600	1,159	1,169	
001-058-524-50-31-00	Office & Operating Supplies	-	2,600	82	462	
001-058-558-50-31-00	Office & Operating Supplies	2,306	1,800	42	48	3%
001-058-558-60-31-00	Office & Operating Supplies	3,991	3,000	429	2,406	80%
001-076-571-10-31-00	Office & Operating Supplies	3,273	4,000	31	(9)	0%
001-076-571-18-31-00	Office & Operating Supplies	26,690	23,000	6,189	22,526	98%
001-076-573-20-31-00	Office & Operating Supplies	3,013	5,000	388	434	9%
001-076-576-80-31-00	Office & Operating Supplies	207,190	210,000	15,088	96,916	46%
001-076-518-90-31-00	Office & Operating Supplies	14,496	44,500	24	10,257	23%
001-076-576-95-31-00	Office & Operating Supplies	898	3,000	43	315	10%
001-090-518-50-31-00	Office & Operating Supplies	39,261	50,000	5,359	25,447	51%
001-011-511-60-31-01	Meetings	450	2,000	-	-	0%
001-018-516-20-31-01	Meetings	24	500	-	-	0%
001-040-532-10-31-01	Meetings	450				
001-040-542-10-31-01	Meetings	-	1,000	-	-	0%
001-040-543-10-31-01	Meetings	459	1,000	-	-	0%
001-040-544-20-31-01	Meetings		250	-	-	
001-040-544-40-31-01	Meetings		300	-	-	
001-040-542-66-31-01	Snow & Ice Supplies Tools	33,988	2,500	-	9,651	386%
001-058-558-10-31-01	Meetings	-	100	-	-	
001-058-524-20-31-01	Meetings	-	100	-	-	0%
001-058-558-30-31-01	Meetings	-	16,250	252	731	
001-058-524-50-31-01	Meetings	61	100	-	-	
001-058-558-60-31-01	Meetings	1,253	200	-	238	119%
001-014-514-20-31-02	Books	395	500	-	-	0%
001-018-518-10-31-02	Books		250	-	-	0%
001-018-516-20-31-02	Books	-	250	-	-	0%
001-018-514-30-31-02	Books	32	-	-	-	*
001-021-521-10-31-02	Citizens Academy		5,000	-	-	0%
001-040-544-20-31-02	Books		100	-	-	
001-058-558-10-31-02	Books	-	100	-	-	
001-058-524-20-31-02	Books	331	4,000	2,121	2,121	53%
001-058-558-30-31-02	Books	-	100	-	-	
001-058-524-50-31-02	Books	-	300	-	-	
001-058-558-50-31-02	Books	-	100	-	-	0%
001-058-558-60-31-02	Books	-	100	-	-	0%
001-076-576-80-31-03	FISH	-	20,000	-	-	0%
001-011-511-60-31-04	Clothing Allowance	306	-	-	-	*
001-019-518-30-31-04	Safety Clothing	1,931	6,700	198	942	14%
001-021-521-10-31-04	Clothing Allowance	-	4,000	-	2,079	52%

Account Number	Description	Prior Year Actual	2023 BUDGET	Monthly Actual	YTD Actual Expended	YTD %
001-040-532-10-31-04	Clothing Allowance					
001-040-542-10-31-04	Safety Clothing	174	3,000	-	-	0%
001-040-543-10-31-04	Safety Clothing	-	150	-	-	0%
001-040-544-20-31-04	Safety Clothing		2,100	-	191	
001-040-542-30-31-04	Safety Clothing	2,850	6,700	-	605	9%
001-041-542-10-31-04	Traffic Control Devices	189,913	-	-	-	*
001-058-524-20-31-04	Safety Clothing	578	2,900	-	129	4%
001-058-524-50-31-04	Safety Clothing	-	2,050	-	-	
001-076-576-80-31-04	Safety Clothing	8,625	9,300	200	2,373	26%
001-076-518-90-31-04	Safety Clothing	1,312	1,900	-	-	0%
001-011-511-60-31-05	Meeting Meals	1,583	4,500	347	594	13%
001-013-513-10-31-05	Meeting Meals	537	2,500	27	918	37%
001-019-518-30-31-05	Snow & Ice - Supplies	2,240	6,000	-	-	0%
001-021-521-10-31-05	Meeting Meal Expense	-	2,000	-	701	35%
001-040-543-10-31-05	Meeting Meals	1,415	500	736	736	147%
001-090-518-90-31-05	Meeting Meals	6,106	22,000	-	-	0%
001-019-518-30-31-06	Signs & Markers	-	1,500	-	-	0%
001-021-521-10-31-06	Supplies-Explorer Program	419	4,000	308	308	8%
001-040-542-30-31-06	Signs & Markers	29,907	40,000	1,464	12,258	31%
001-041-542-30-31-06	Safety Clothing	7,984	2,500	200	600	24%
001-076-576-80-31-06	Signs & Markers	3,370	6,000	700	3,105	52%
001-041-542-10-31-07	Spare Parts & Equipment		135,000	89	1,653	
001-013-557-20-32-00	Fuel		-	37	37	*
001-018-516-20-32-00	Fuel		-	36	36	*
001-019-518-30-32-00	Fuel	21,817	48,500	1,587	7,294	15%
001-021-521-10-32-00	Fuel	175	600	-	46	8%
001-040-543-10-32-00	Fuel	10,582	9,500	1,616	5,010	53%
001-040-542-30-32-00	Fuel	35,938	39,000	4,863	16,796	43%
001-058-524-20-32-00	Fuel	8,602	7,300	1,440	3,607	49%
001-058-524-50-32-00	Fuel	-	1,200	-	-	
001-058-558-60-32-00	Fuel	-	100	-	-	0%
001-076-571-10-32-00	Fuel	-	250	63	63	25%
001-076-571-18-32-00	Fuel	160	300	-	-	0%
001-076-576-80-32-00	Fuel	52,783	45,000	8,294	19,384	43%
001-076-518-90-32-00	Fuel	728	1,600	156	598	37%
001-076-576-95-32-00	Fuel	-	300	-	-	0%
001-040-542-10-34-00	Maps	-	200	-	-	0%
001-040-543-10-34-00	Maps	132	200	-	-	0%
001-058-558-60-34-00	Maps	-	100	-	-	0%
001-011-511-60-35-00	Small Tools & Minor Equip.		-	1,319	1,319	*
001-013-513-10-35-00	Small Tools & Minor Equip.	-	2,500	1,410	1,410	56%
001-013-557-20-35-00	Small Tools & Minor Equip.		2,500	-	-	0%
001-013-554-90-35-00	Small Tools & Minor Equip.		3,600	-	-	
001-015-515-31-35-00	Small Tools & Minor Equip.	1,439	-	-	-	*
001-018-518-10-35-00	Small Tools & Minor Equip.	-	4,050	-	-	0%
001-018-516-20-35-00	Small Tools & Minor Equip.		5,760	-	-	0%
001-019-518-30-35-00	Small Tools & Minor Equip.	15,559	36,700	-	2,729	7%
001-021-521-10-35-00	Small Tools & Minor Equip.	16,194	6,000	2,246	2,246	37%
001-040-542-10-35-00	Small Tools & Minor Equip.		2,400	-	-	0%
001-040-544-20-35-00	Small Tools & Minor Equip.		300	-	-	
001-040-542-30-35-00	Small Tools & Minor Equip.	7,908	6,400	-	-	0%
001-041-542-10-35-00	Small Tools & Minor Equip.	13,686	-	-	-	*
001-058-558-10-35-00	Small Tools & Minor Equip.	-	500	-	-	
001-058-524-20-35-00	Small Tools & Minor Equip.	-	500	1,160	1,160	232%
001-058-558-30-35-00	Small Tools & Minor Equip.	-	8,450	-	-	
001-058-524-50-35-00	Small Tools & Minor Equip.	-	500	-	-	
001-058-558-50-35-00	Small Tools & Minor Equip.	-	2,000	-	-	0%
001-058-558-60-35-00	Small Tools & Minor Equip.	-	750	-	-	0%
001-076-571-10-35-00	Small Tools & Minor Equip.	-	1,000	-	-	0%
001-076-571-18-35-00	Small Tools & Minor Equip.	1,372	4,000	-	-	0%

Account Number	Description	Prior Year Actual	2023 BUDGET	Monthly Actual	YTD Actual Expended	YTD %
001-076-576-80-35-00	Small Tools & Minor Equip.	20,484	30,000	-	-	0%
001-076-518-90-35-00	Small Tools & Minor Equip.	428	2,500	-	-	0%
001-076-576-95-35-00	Small Tools & Minor Equip.	-	1,500	-	-	0%
408-000-531-31-31-00	Office & Operating Supplies	-	700	-	-	0%
408-000-531-32-31-00	Office & Operating Supplies	9,249	18,500	-	1,643	9%
408-000-531-35-31-00	Office & Operating Supplies	21,372	124,700	896	24,037	19%
408-000-531-31-31-01	Meetings	138	700	-	-	0%
408-000-531-32-31-01	Meetings	-	1,700	-	-	0%
408-000-531-32-31-04	Safety Clothing	677	300	-	193	64%
408-000-531-35-31-04	Safety Clothing	1,775	6,000	-	218	4%
408-000-531-31-31-05	Meeting Meals	-	300	-	-	0%
408-000-531-35-31-05	Meeting Meals	-	-	-	66	*
408-000-531-35-31-06	Signs & Markers	-	-	-	269	*
408-000-531-31-32-00	Fuel	-	2,500	-	-	0%
408-000-531-32-32-00	Fuel	5,325	3,000	1,029	2,624	87%
408-000-531-35-32-00	Fuel	35,842	35,500	4,863	12,548	35%
408-000-531-31-34-00	Maps and publications	-	500	-	-	
408-000-531-32-34-00	Maps	-	200	-	75	37%
408-000-531-32-35-00	Small Tools & Minor Equip.	2,079	1,500	-	-	0%
408-000-531-35-35-00	Small Tools & Minor Equip.	-	3,200	-	-	0%
501-000-548-65-31-00	Vehicle/Equipment Supplies	31,071	99,500	6,789	33,403	34%
501-000-548-65-32-00	Fuel	-	1,800	-	-	0%
501-000-548-65-35-00	Small Tools & Minor Equip.	37,774	11,700	-	2,092	18%
502-000-518-81-31-00	Office & Operating Supplies	55,642	25,000	2,237	22,698	91%
502-000-518-81-35-00	Small Tools & Minor Equip.	141,810	266,000	20,320	65,296	25%
<b>TOTAL SUPPLIES</b>		<b>\$ 1,704,191</b>	<b>\$ 1,956,360</b>	<b>\$ 126,103</b>	<b>\$ 661,189</b>	<b>34%</b>
001-011-511-60-41-00	Professional Services	\$ 31,085	\$ 25,000	\$ -	\$ 6,130	25%
001-013-513-10-41-00	Professional Services	63,318	122,000	22,000	30,438	25%
001-013-554-90-41-00	Professional Services	-	222,500	-	-	0%
001-013-557-20-41-00	Professional Services	42,180	80,000	13,784	101,212	127%
001-014-514-20-41-00	Professional Services	64,962	60,000	3,110	11,787	20%
001-015-512-52-41-00	District Court Services	204,350	360,000	-	-	0%
001-015-515-31-41-00	Professional Services	1,563	-	127	630	*
001-015-515-91-41-00	Professional Services	-	40,000	-	-	0%
001-015-558-60-41-00	Hearing Examiner	7,309	30,000	-	531	2%
001-018-511-70-41-00	Election Costs	92,758	100,000	-	-	0%
001-018-511-80-41-00	Voter Registration Costs	422,587	200,000	-	-	0%
001-018-514-30-41-00	Professional Services	92,796	20,000	148	22,225	111%
001-018-516-20-41-00	Professional Services	216,807	180,000	3,148	64,202	36%
001-018-517-90-41-00	Professional Services	-	400	-	-	0%
001-018-554-30-41-00	Prof Svcs - Animal Control	161,830	190,000	-	-	0%
001-019-518-30-41-00	Professional Services	666,171	555,500	32,865	173,505	31%
001-021-521-10-41-00	Professional Services	1,987	2,000	217	1,087	54%
001-021-521-20-41-00	Professional Services	7,867,704	10,283,000	-	-	0%
001-021-523-60-41-00	Jail Contract	89,909	165,000	8,133	46,348	28%
001-022-522-20-41-00	Eastside Fire & Rescue Prof Svcs	8,357,694	9,251,676	1,480,308	5,527,118	60%
001-025-525-60-41-00	Professional Services	73,647	50,000	-	430	1%
001-040-542-10-41-00	Professional Services	86,750	315,000	-	5,963	2%
001-040-542-30-41-00	Professional Services	105,089	196,200	8,116	14,756	8%
001-040-543-10-41-00	Professional Services	29,421	129,800	13,453	17,756	14%
001-040-544-40-41-00	Professional Services	-	535,000	53,891	62,176	12%
001-041-542-10-41-00	Professional Services	96,737	194,700	9,543	68,476	35%
001-050-557-20-41-00	Professional Services	447,112	767,800	-	81,066	11%
001-050-559-20-41-00	Professional Services	100,000	100,000	-	100,000	100%
001-058-524-20-41-00	Professional Services	792	-	-	-	*
001-058-524-50-41-00	Professional Services	-	50,000	-	-	0%
001-058-558-30-41-00	Professional Services	-	653,800	59,768	177,970	27%
001-058-558-50-41-00	Professional Services	32,500	15,000	15,000	15,000	100%
001-058-558-60-41-00	Professional Services	440,115	-	4,992	110,201	*

Account Number	Description	Prior Year Actual	2023 BUDGET	Monthly Actual	YTD Actual Expended	YTD %
001-076-518-90-41-00	Professional Services	5,765	18,200	1,132	5,695	31%
001-076-571-10-41-00	Professional Services	40,408	3,160	-	22	1%
001-076-571-18-41-00	Professional Services	130,978	182,850	53,808	90,476	49%
001-076-573-20-41-00	Professional Services	16,667	133,000	-	4,273	3%
001-076-576-80-41-00	Professional Services	580,553	695,200	81,871	248,093	36%
001-076-576-95-41-00	Professional Services	33,061	406,000	39,624	96,619	24%
001-090-553-70-41-00	Air Pollution-Intgvtl Svc	62,356	70,600	-	35,298	50%
001-090-562-00-41-00	External Taxes-Alcoholism	10,390	21,000	-	-	0%
408-000-531-31-41-00	Professional Services	148,181	180,000	17,504	17,504	10%
408-000-531-32-41-00	Professional Services	319,768	761,000	33,371	191,945	25%
408-000-531-35-41-00	Professional Services	1,084,107	1,509,050	54,873	229,421	15%
501-000-548-65-41-00	Professional Services	3,804	17,800	-	2,368	13%
502-000-518-81-41-00	Professional Services	562,284	700,000	65,227	400,454	57%
001-011-511-60-41-01	Prof Svcs-City Mgr Recruitment	26,000	-	-	-	*
001-013-557-20-41-01	Newsletter Printing	30,041	40,000	-	15,674	39%
001-025-525-60-41-01	Contracted Emergency Mgr	180,331	-	-	-	*
001-040-542-30-41-01	Prof Svcs ROW Landscaping	548,466	672,000	82,661	108,821	16%
001-040-543-10-41-01	Professional Services-Reimbursed	-	20,000	-	-	0%
001-050-557-20-41-01	Prof Svcs-Bellevue Admin	-	3,600	-	-	0%
001-050-559-20-41-01	Affordable Housing Sales Tax	56,330	57,000	-	55,084	97%
001-076-573-20-41-01	Prof Svc: Samm Symphony	-	15,000	-	-	0%
408-000-531-31-41-01	Proj Svc-Studies	64,970	75,000	200	9,865	13%
408-000-531-35-41-01	Prof Svcs-Gen Fund	247,001	263,183	21,932	131,592	50%
501-000-548-65-41-01	Prof Svcs-Auction	6,940	-	-	-	*
502-000-518-81-41-01	Proj Svcs-Ortho Photography	122,106	85,000	11,258	11,258	13%
001-014-514-20-41-02	State Auditor	85,718	97,500	-	674	1%
001-018-518-10-41-02	Professional Services	-	150,000	6,300	7,635	5%
001-040-542-10-41-02	Engineering Services	122,086	-	-	-	*
001-040-543-10-41-02	Engineering Services	500	-	-	-	*
001-040-544-20-41-02	Engineering Services-Reimbursed	-	123,000	19,841	28,888	23%
001-058-524-20-41-02	Professional Services-Contracted	63,386	86,000	50,155	78,028	91%
001-058-558-10-41-02	Professional Services-Contracted	-	9,000	-	-	0%
001-058-558-30-41-02	Prof Svcs-Contracted	-	40,000	-	-	0%
001-058-558-50-41-02	Professional Services-Contracted	25,386	28,000	1,153	7,174	26%
001-058-558-60-41-02	Professional Services-Contracted	269,658	242,500	75,739	93,554	39%
001-076-573-20-41-02	Prof Svcs-Master Chorus E'side	1,000	1,000	-	-	0%
001-076-573-90-41-02	Prof Svcs - Heritage Society	5,000	5,000	-	2,500	50%
001-090-518-90-41-02	Pros Svcs GIS mapping	61,142	-	-	-	*
002-000-524-20-41-02	Prof Svcs-Contracted Plan Rev	13,485	-	-	-	*
408-000-531-31-41-02	Engineering Services	42	-	-	-	*
408-000-531-32-41-02	Engineering Services	-	100,000	-	-	0%
408-000-531-33-41-02	Laughing Jacobs Basin Plan	6,131	-	-	-	*
001-011-511-60-41-03	Kokanee Work Group	39,901	47,700	-	-	0%
001-011-511-60-41-04	Prof Svcs-Council Projects	-	40,000	-	8,500	21%
001-013-513-10-41-04	Copying	-	500	-	-	0%
001-014-514-20-41-04	Copying	-	2,000	-	-	0%
001-015-515-20-41-04	Copying	4	-	-	-	0%
001-018-514-30-41-04	Copying	-	200	-	-	0%
001-040-544-20-41-04	Copying	-	50	-	-	0%
001-040-544-40-41-04	Copying	-	200	-	-	0%
001-050-557-20-41-04	Copying	-	500	-	-	0%
001-058-524-20-41-04	Copying	-	100	-	-	0%
001-058-524-50-41-04	Copying	-	200	-	-	0%
001-058-558-10-41-04	Copying	-	150	-	-	0%
001-058-558-30-41-04	Copying	-	400	-	-	0%
001-058-558-50-41-04	Copying	-	100	-	-	0%
001-058-558-60-41-04	Copying	187	250	-	-	0%
001-076-518-90-41-04	Copying	-	-	-	-	*
001-076-571-18-41-04	Copying	11,635	27,800	-	183	1%
001-076-576-95-41-04	Copying	-	1,000	-	498	50%

Account Number	Description	Prior Year Actual	2023 BUDGET	Monthly Actual	YTD Actual Expended	YTD %
408-000-531-33-41-04	Pine Lake Creek Basin Study	-	250,000	7,142	15,879	6%
408-000-531-35-41-05	Beaver Management Program	30,500	30,000	-	-	0%
001-013-557-20-41-07	Website Redesign	71,368	-	9	(2,483)	*
001-011-511-60-41-08	Lobbyist Services	38,000	50,000	4,000	16,000	32%
001-041-544-40-41-08	Conc Mgmt	24,118	76,000	6,309	15,369	20%
001-014-514-20-41-11	Interim Staff	20,825	-	-	-	*
001-090-518-90-41-19	Prof Services COVID-19	13,485	17,600	-	-	0%
001-090-557-20-41-19	Prof Services COVID-19	34,406	-	-	-	
408-000-531-31-41-51	Intergovernmental Services	140,673	109,200	37,534	60,142	55%
502-000-518-81-41-51	Intergovernmental Services	49,995	86,000	14,751	29,501	34%
408-000-531-31-41-52	I/G Services-BLMD	81,247	75,000	97	5,393	7%
001-090-518-90-41-53	Intergovernmental Taxes	71	-	2	2	*
408-000-531-31-41-53	Intergovernmental Taxes	175,200	195,500	15,788	93,137	48%
001-015-515-41-41-90	City Attorney	266,440	325,000	-	185,882	57%
001-015-515-41-41-91	Prosecuting Attorney	147,441	190,000	-	49,065	26%
001-015-515-91-41-92	Public Defender	64,577	110,000	6,390	28,681	26%
001-015-515-45-41-93	City Attorney- Litigation	203,575	350,000	4,313	28,083	8%
001-015-515-30-41-94	Miscellaneous Legal	5,944	10,000	-	2,677	27%
001-090-544-40-41-95	Concurrency Prof Svcs-GMHB	11,969	-	-	-	*
001-090-558-60-41-95	DCD Prof Svcs-GMHB	26,166	-	-	-	*
408-000-531-31-41-99	Oper. Contingency	-	25,000	-	-	0%
001-011-511-60-42-00	Communications	8,004	5,500	814	2,671	49%
001-013-513-10-42-00	Communications	7,044	5,000	358	1,553	31%
001-013-557-20-42-00	Communications	1,084	1,600	175	616	39%
001-014-514-20-42-00	Communications	2,436	4,200	298	1,423	34%
001-015-515-31-42-00	Communications	634	-	127	635	*
001-018-514-30-42-00	Communications	3,107	-	84	419	*
001-018-516-20-42-00	Communications	2,707	3,300	131	1,075	33%
001-018-518-10-42-00	Communications	40	600	171	676	113%
001-019-518-30-42-00	Communications	49,524	82,700	5,416	26,691	32%
001-021-521-10-42-00	Communications	503	700	42	210	30%
001-025-525-60-42-00	Communications	14,039	15,000	1,188	5,933	40%
001-040-542-10-42-00	Communications	556	-	-	-	*
001-040-542-30-42-00	Communications	8,903	8,000	1,180	3,703	46%
001-040-543-10-42-00	Communications	17,727	17,000	1,466	8,212	48%
001-041-542-10-42-00	Communications	13,509	33,600	-	120	0%
001-050-557-20-42-00	Communications	-	500	42	168	34%
001-058-524-20-42-00	Communications	10,179	7,900	685	3,489	44%
001-058-524-50-42-00	Communications	-	2,200	131	442	20%
001-058-558-10-42-00	Communications	-	2,800	178	1,019	36%
001-058-558-30-42-00	Communications	-	2,850	124	1,006	35%
001-058-558-50-42-00	Communications	1,581	1,800	131	893	50%
001-058-558-60-42-00	Communications	8,775	3,000	220	1,121	37%
001-076-518-90-42-00	Communications	1,315	1,920	169	715	37%
001-076-571-10-42-00	Communications	2,423	3,360	183	914	27%
001-076-571-18-42-00	Communications	2,924	3,360	218	1,158	34%
001-076-576-80-42-00	Communications	14,617	19,280	1,260	5,782	30%
001-076-576-95-42-00	Communications	1,582	2,900	136	679	23%
001-090-518-90-42-00	Communications	105	-	-	-	*
408-000-531-32-42-00	Communications	5,791	3,000	502	1,996	67%
408-000-531-35-42-00	Communications	2,740	3,000	213	994	33%
502-000-518-81-42-00	Communications	16,619	15,000	1,444	8,028	54%
001-013-557-20-42-01	Newsletter Postage	19,887	40,000	4,706	14,090	35%
001-013-513-10-42-02	Postage	-	500	-	-	0%
001-014-514-20-42-02	Postage	24	-	-	-	*
001-021-521-10-42-02	Postage	36	100	-	53	53%
001-040-542-10-42-02	Postage	1,107	100	-	-	0%
001-040-543-10-42-02	Postage	122	100	-	-	0%
001-040-544-20-42-02	Postage	-	100	-	-	0%
001-040-544-40-42-02	Postage	-	500	-	-	0%



Account Number	Description	Prior Year Actual	2023 BUDGET	Monthly Actual	YTD Actual Expended	YTD %
001-041-542-10-42-02	Postage	596	1,000	557	1,098	110%
001-058-524-20-42-02	Postage	-	50	-	-	0%
001-058-524-50-42-02	Postage	-	150	-	-	0%
001-058-558-10-42-02	Postage	-	80	-	-	0%
001-058-558-30-42-02	Postage	-	80	-	-	0%
001-058-558-60-42-02	Postage	197	80	-	-	0%
001-076-571-10-42-02	Postage	-	1,000	-	-	0%
001-076-571-18-42-02	Postage	23	12,900	-	4,687	36%
001-076-576-95-42-02	Postage	-	250	-	-	0%
001-090-518-90-42-02	Postage	7,723	6,500	109	2,220	34%
408-000-531-31-42-02	Postage	8	-	-	-	*
408-000-531-32-42-02	Postage	10	-	28	28	*
001-090-518-30-42-19	Communications-Facilities	483	-	-	-	*
001-011-511-60-43-00	Travel	5,199	15,000	330	862	6%
001-013-513-10-43-00	Travel	1,081	8,000	-	139	2%
001-013-557-20-43-00	Travel	-	1,500	-	-	0%
001-014-514-20-43-00	Travel	199	5,000	223	595	12%
001-018-514-30-43-00	Travel	97	3,500	(150)	1,663	48%
001-018-516-20-43-00	Travel	373	3,500	-	700	20%
001-018-517-90-43-00	Travel	-	150	-	-	0%
001-018-518-10-43-00	Travel	-	1,650	1,157	1,157	70%
001-019-518-30-43-00	Travel	57	2,000	80	86	4%
001-021-521-10-43-00	Travel	5,535	6,000	1,295	2,037	34%
001-040-542-10-43-00	Travel	3,131	4,000	-	-	0%
001-040-542-30-43-00	Travel	3,621	1,000	-	-	0%
001-040-543-10-43-00	Travel	-	1,950	-	-	0%
001-040-544-20-43-00	Travel	-	1,000	-	-	0%
001-040-544-40-43-00	Travel	-	2,000	-	-	0%
001-041-542-10-43-00	Travel	1,125	2,700	-	-	0%
001-050-557-20-43-00	Travel	-	250	-	-	0%
001-058-524-20-43-00	Travel	2,123	4,500	-	205	5%
001-058-524-50-43-00	Travel	-	3,000	-	-	0%
001-058-558-10-43-00	Travel	-	4,100	-	-	0%
001-058-558-30-43-00	Travel	-	2,100	-	-	0%
001-058-558-50-43-00	Travel	80	1,050	-	-	0%
001-058-558-60-43-00	Travel	688	1,750	-	481	27%
001-076-518-90-43-00	Travel	-	1,000	-	-	0%
001-076-571-10-43-00	Travel	276	4,600	723	723	16%
001-076-571-18-43-00	Travel	-	1,000	-	-	0%
001-076-576-80-43-00	Travel	327	1,500	-	610	41%
001-076-576-95-43-00	Travel	-	1,900	-	135	7%
408-000-531-31-43-00	Travel	512	675	-	699	104%
408-000-531-32-43-00	Travel	1,261	1,000	-	438	44%
408-000-531-35-43-00	Travel	-	900	-	-	0%
502-000-518-81-43-00	Travel	636	2,500	-	2,645	106%
001-018-514-30-44-00	Advertising	18,826	40,000	3,163	7,494	19%
001-018-516-20-44-00	Advertising	3,048	5,000	375	524	10%
001-050-557-20-44-00	Advertising	-	500	-	-	0%
001-058-524-20-44-00	Personnel Advertising	50	-	-	-	
001-058-524-50-44-00	Advertising	-	500	-	-	0%
001-058-558-30-44-00	Advertising/Public Notices	-	250	-	-	0%
001-058-558-60-44-00	Advertising/Public Notices	2,103	100	-	-	0%
001-076-518-90-44-00	Advertising	-	200	-	-	0%
001-076-571-18-44-00	Advertising	4,600	3,000	-	18	1%
001-076-573-20-44-00	Advertising	-	1,000	-	-	0%
001-076-576-95-44-00	Advertising	-	-	-	75	*
001-013-557-20-44-02	Social Media Advertising	-	500	-	-	0%
001-019-518-30-45-00	Rentals & Leases	11,401	15,000	676	676	5%
001-021-521-10-45-00	Operating Rentals & Leases	300	300	-	-	0%
001-040-542-30-45-00	Operating Rentals & Leases	78,856	38,900	14,996	24,695	63%

Account Number	Description	Prior Year Actual	2023 BUDGET	Monthly Actual	YTD Actual Expended	YTD %
001-041-542-10-45-00	Operating Rentals & Leases	3,066	2,500	-	723	29%
001-076-518-90-45-00	Equipment Rental	2,370	4,500	-	-	0%
001-076-571-18-45-00	Equipment Rental	73,800	49,800	7,389	13,559	27%
001-076-573-20-45-00	Operating Rentals & Leases	-	1,500	-	-	0%
001-076-576-80-45-00	Operating Rentals & Leases	70,671	89,700	6,701	47,313	53%
001-090-518-90-45-00	Rentals & Leases	2,764	2,700	234	1,410	52%
408-000-531-35-45-00	Operating Rentals & Leases	17,453	16,100	-	-	0%
502-000-518-81-45-00	Operating Rentals & Leases	47,663	48,000	4,334	24,655	51%
503-000-518-90-46-00	Insurance	502,997	700,000	-	727,983	104%
001-019-518-30-47-00	Utilities	196,519	217,400	19,409	82,391	38%
001-021-521-10-47-00	Utilities	86	-	-	-	*
001-022-522-50-47-00	Utilities	5,640	5,900	-	5,992	102%
001-040-542-30-47-00	Utilities	257,679	284,000	22,728	120,823	43%
001-076-518-90-47-00	Utilities	-	-	-	568	*
001-076-576-80-47-00	Utilities	311,509	259,100	30,509	110,723	43%
001-090-518-90-47-00	Utilities	63,020	66,000	-	43,413	66%
408-000-531-35-47-00	Utility Services	41,237	41,500	-	23,647	57%
001-040-537-70-47-01	Recycling	106,387	139,000	6,000	81,821	59%
001-090-537-70-47-01	Recycling	43,238	-	-	-	*
001-018-518-10-48-00	Repair & Maintenance	311,235	-	-	-	*
001-019-518-30-48-00	Repair & Maintenance	-	622,000	16,490	102,200	16%
001-021-521-10-48-00	Repair & Maintenance	3,481	5,000	-	1,211	24%
001-040-542-10-48-00	Repair & Maintenance	-	65,000	3,999	3,999	6%
001-040-542-30-48-00	Repair & Maintenance	29,894	198,000	2,452	2,680	1%
001-041-542-10-48-00	Repair & Maintenance	209,867	15,800	757	757	5%
001-076-571-18-48-00	Software Maintenance	2,312	-	-	-	*
001-076-576-80-48-00	Repair & Maintenance	43,240	73,000	4,362	27,558	38%
001-076-576-95-48-00	Repair & Maintenance	-	2,400	-	-	0%
408-000-531-35-48-00	Repair & Maintenance	6,629	33,000	1,664	6,079	18%
501-000-548-65-48-00	Repair & Maintenance	202,680	88,000	11,826	37,062	42%
502-000-518-81-48-00	Repair & Maintenance	488,100	470,000	63,603	155,942	33%
001-019-518-30-48-01	Capital Repair & Maintenance	-	175,000	-	470	0%
001-041-542-10-48-01	Software Maintenance	-	25,350	-	-	0%
502-000-518-81-48-01	Council Chambers AV Repair	134,276	50,000	-	-	0%
501-000-548-65-48-07	Repair & Maint - Parts	34,312	-	-	2,155	*
001-040-542-30-48-50	Roadway-Slide Repair	343	40,000	-	-	0%
001-040-542-61-48-50	Sidewalks	665,692	-	1,373	40,412	*
001-040-542-67-48-50	Street Cleaning	-	6,000	-	-	0%
001-041-542-30-48-50	KC Road/Signal Mntnce Contract	143,316	209,000	-	10,173	5%
001-040-542-30-48-51	Roadway-Overlay Program	110,323	529,000	-	-	0%
001-041-542-30-48-51	Street Lighting	282	-	-	-	*
001-040-542-30-48-52	Overlay Program-NHS Funded	94,555	1,430,500	401,164	1,678,567	117%
001-040-542-30-48-56	Overlay-Selected Streets	-	1,000,000	13,633	13,633	1%
001-014-514-20-49-00	Miscellaneous	167	1,000	54	54	5%
001-018-517-90-49-00	Miscellaneous	142	250	-	-	0%
001-018-518-10-49-00	Miscellaneous	8,441	-	-	-	*
001-040-542-10-49-00	Miscellaneous	-	500	-	-	0%
001-040-542-30-49-00	Miscellaneous	247	-	249	376	*
001-058-558-50-49-00	Miscellaneous	-	-	-	70	*
001-058-558-60-49-00	Miscellaneous	-	-	-	52	*
001-076-576-80-49-00	Miscellaneous	-	-	-	117	*
408-000-531-32-49-00	Miscellaneous	-	-	-	20	*
503-000-518-90-49-00	Miscellaneous	1,080	-	-	-	*
001-011-511-60-49-01	Memberships	306	1,400	60	315	23%
001-013-513-10-49-01	Memberships	2,138	3,500	-	1,890	54%
001-013-554-90-49-01	Memberships	-	500	-	-	0%
001-013-557-20-49-01	Memberships	-	500	-	-	0%
001-014-514-20-49-01	Memberships	2,439	3,000	645	1,645	55%
001-018-514-30-49-01	Memberships	785	1,600	-	933	58%
001-018-516-20-49-01	Memberships	585	7,100	-	4,560	64%

Account Number	Description	Prior Year Actual	2023 BUDGET	Monthly Actual	YTD Actual Expended	YTD %
001-018-518-10-49-01	Memberships	-	700	-	200	29%
001-019-518-30-49-01	Memberships	-	-	-	124	*
001-021-521-10-49-01	Memberships	240	1,000	-	355	36%
001-025-525-60-49-01	Memberships	-	-	-	-	*
001-040-542-10-49-01	Memberships	2,072	3,550	-	348	10%
001-040-542-30-49-01	Memberships	105	-	-	-	*
001-040-543-10-49-01	Memberships	273	900	-	-	0%
001-040-544-40-49-01	Memberships	-	2,400	-	-	0%
001-041-542-10-49-01	Memberships	1,579	1,800	-	800	44%
001-050-557-20-49-01	Memberships	7,725	11,000	-	-	0%
001-058-524-20-49-01	Memberships	902	2,800	375	375	13%
001-058-524-50-49-01	Memberships	-	1,100	-	-	0%
001-058-558-10-49-01	Memberships	-	1,550	-	-	0%
001-058-558-30-49-01	Memberships	-	1,600	-	-	0%
001-058-558-50-49-01	Memberships	132	530	-	-	0%
001-058-558-60-49-01	Memberships	4,154	2,500	-	174	7%
001-076-518-90-49-01	Memberships	-	200	-	-	0%
001-076-571-10-49-01	Memberships	4,200	5,300	480	1,820	34%
001-076-571-18-49-01	Membership	442	500	-	-	0%
001-076-576-80-49-01	Memberships	-	400	-	-	0%
001-076-576-95-49-01	Memberships	1,680	1,500	-	590	39%
001-090-518-90-49-01	Memberships	1,550	650	-	120	18%
408-000-531-31-49-01	Memberships	442	-	-	-	*
408-000-531-32-49-01	Memberships	911	950	-	116	12%
408-000-531-35-49-01	Memberships	105	-	-	-	*
502-000-518-81-49-01	Memberships	-	500	183	183	37%
001-018-516-20-49-02	City-wide Training	224	4,500	-	-	0%
001-076-571-18-49-02	Merchant Fees	9,287	6,000	975	4,008	67%
001-090-518-90-49-02	Merchant Fees	197,177	325,000	11,384	46,051	14%
001-011-511-60-49-03	Training - Seminars/Conference	2,652	4,000	219	938	23%
001-013-513-10-49-03	Training - Seminars/Conference	75	3,500	-	300	9%
001-013-554-90-49-03	Training-Seminars/Conferences	-	1,000	-	-	0%
001-013-557-20-49-03	Training - Seminars/Conference	375	500	-	-	0%
001-014-514-20-49-03	Training - Seminars/Conference	2,814	10,000	1,060	2,534	25%
001-015-515-31-49-03	Training - Seminars/Conference	245	-	-	80	*
001-018-514-30-49-03	Training - Seminars/Conference	3,711	4,000	-	5,512	138%
001-018-516-20-49-03	Training - Seminars/Conference	4,806	8,000	-	2,910	36%
001-018-518-10-49-03	Training - Seminars/Conference	-	1,500	-	-	0%
001-019-518-30-49-03	Training-Seminars/Conferences	1,264	5,000	-	2,190	44%
001-021-521-20-49-03	Training-Seminars/Conferences	6,251	4,000	-	450	11%
001-040-542-10-49-03	Training - Seminars/Conference	10,643	14,100	-	575	4%
001-040-542-30-49-03	Training - Seminars/Conference	6,654	12,500	15,749	21,733	174%
001-040-543-10-49-03	Training - Seminars/Conference	1,749	10,900	-	297	3%
001-040-544-20-49-03	Training-Seminars/Conferences	-	-	-	195	*
001-040-544-40-49-03	Training-Seminars/Conferences	-	2,500	670	670	27%
001-041-542-10-49-03	Training - Seminars/Conference	4,003	6,800	785	1,305	19%
001-050-557-20-49-03	Training - Seminars/Conference	2,500	2,000	-	-	0%
001-058-524-20-49-03	Training - Seminars/Conference	7,432	15,700	70	2,950	19%
001-058-524-50-49-03	Training-Seminars/Conferences	-	4,600	-	134	3%
001-058-558-10-49-03	Training-Seminars/Conferences	-	6,300	-	-	0%
001-058-558-30-49-03	Training-Seminars/Conferences	-	6,450	-	80	1%
001-058-558-50-49-03	Training - Seminars/Conference	470	3,000	-	-	0%
001-058-558-60-49-03	Training - Seminars/Conference	4,537	8,800	-	878	10%
001-076-518-90-49-03	Training - Seminars/Conference	310	1,300	-	-	0%
001-076-571-10-49-03	Training - Seminars/Conference	4,094	2,500	3,040	3,424	137%
001-076-571-18-49-03	Training - Seminars/Conference	2,935	7,900	-	1,440	18%
001-076-576-80-49-03	Training - Seminars/Conference	4,994	7,900	255	10,846	137%
001-076-576-95-49-03	Training - Seminars/Conference	684	3,750	-	-	0%
408-000-531-31-49-03	Training - Seminars/Conference	145	1,650	-	-	0%
408-000-531-32-49-03	Training - Seminars/Conference	5,536	6,950	-	914	13%

Account Number	Description	Prior Year Actual	2023 BUDGET	Monthly Actual	YTD Actual Expended	YTD %
408-000-531-35-49-03	Training - Seminars/Conference	3,996	12,600	-	2,566	20%
501-000-548-65-49-03	Training-Seminars/Conferences	-	1,800	5,833	5,996	333%
502-000-518-81-49-03	Training - Seminars/Conference	34,568	43,000	-	11,330	26%
001-011-511-60-49-06	Sound Cities Membership	45,388	48,000	-	49,113	102%
001-018-516-20-49-07	AWC Membership	48,940	50,000	-	53,787	108%
001-058-559-20-49-08	ARCH Membership	134,651	171,250	-	42,808	25%
001-011-511-60-49-09	Puget Snd Reg Council Memb	-	31,000	-	32,361	104%
001-011-511-60-49-15	National League of Cities	4,106	4,200	-	4,229	101%
001-076-518-90-49-15	Friends of Lake Sammamish	35,000	10,000	-	5,000	50%
<b>TOTAL SERVICES &amp; CHARGES</b>		<b>\$ 31,424,824</b>	<b>\$ 42,135,034</b>	<b>\$ 3,147,649</b>	<b>\$ 12,900,360</b>	<b>31%</b>
001-019-594-19-63-00	Buildings	\$ -	\$ 95,000.00	\$ -	-	0%
001-019-594-19-64-00	Machinery & Equipment	7,557	25,000	-	3,543	14%
001-021-594-21-64-00	Machinery & Equipment	15,052	5,000	-	-	0%
001-025-594-25-64-00	Machinery & Equipment	58,968	-	-	-	*
001-040-594-32-64-00	Machinery & Equipment	29,731	-	-	-	-
001-040-594-42-64-00	Computer Software	-	17,000	-	-	0%
001-040-594-42-64-30	Machinery & Equipment	-	83,000	6,086	9,629	12%
001-041-594-42-64-00	Computer Software	16,600	40,000	-	-	0%
001-041-594-42-64-01	Traffic Signal Cabinet Upgrade	-	214,000	5,747	172,860	-
001-041-594-42-64-02	Pedestrian Push Button Upgrade	-	15,000	-	-	-
001-041-594-42-64-03	Preemption Detection Upgrade	-	10,000	-	-	-
001-041-594-42-64-04	School Zone Flasher Upgrade	-	75,000	-	2,191	-
001-041-594-42-64-05	Speed Radar Sign Upgrade	-	30,000	-	-	-
001-041-594-42-64-06	Rapid Flash Beacon Upgrade	-	18,000	-	-	-
001-041-594-42-64-07	Signal Indications Upgrade	-	16,000	5,626	5,626	-
001-041-594-42-64-08	Streetlight to LED Upgrade	-	15,000	-	-	-
001-041-594-42-64-30	Machinery & Equipment	-	-	-	-	*
001-076-594-18-64-00	Machinery & Equipment	-	86,000	-	10,129	12%
001-076-594-71-64-18	Machinery & Equipment	-	160,000	-	-	0%
001-076-594-76-64-10	Machinery & Equipment	6,444	-	-	-	*
001-076-594-76-64-80	Machinery & Equipment	-	60,000	-	7,086	12%
001-090-594-18-64-19	Machinery & Equipment-COVID	194,024	-	-	-	*
301-000-594-19-64-00	Art Sculpture	-	50,000	-	-	0%
301-100-594-18-61-00	Property Acq Sween House St Yd	-	2,000,000	434	434	-
301-103-594-18-63-00	MOC Fuel Station Improvement	-	85,000	-	-	-
301-104-594-73-63-00	Fire St 81 Sewer Connection	16,358	120,000	-	32,109	27%
301-105-594-73-63-00	Fire St 82 Improvements	377,805	8,000,000	5,345	28,626	0%
301-106-594-73-63-00	Fire St 83 Improvements	94,684	300,000	-	13,666	5%
301-108-594-73-63-00	Pine Lake Restrooms ADA	5,338	200,000	-	-	0%
301-109-594-73-63-00	Beaver Lake Restrooms ADA	-	150,000	-	-	0%
301-112-594-73-63-00	MOC Renovations	793,929	70,000	-	67,236	96%
301-113-594-73-63-00	MOC Renovations	6,302	230,000	-	46,429	20%
301-116-594-18-63-00	Fall Protection Improvements	-	200,000	-	-	-
302-313-594-76-63-00	E Samm Park Baseball Field	-	580,000	-	-	0%
302-314-594-76-63-00	Pickleball Court	145,189	-	-	-	*
302-315-594-76-63-00	Skate Park Rehab	16,635	283,365	-	-	0%
302-316-594-76-63-00	Inglewood MS Artificial Turf	176,618	10,000,000	15,780	126,501	1%
302-317-594-76-63-00	Environmental Interpretive Signs	-	20,000	-	-	-
302-320-594-76-63-00	Eastlake Field 3 Turf Replcmt	11,157	1,680,000	1,215	2,583	0%
302-331-594-76-63-00	Beaver Lake	-	100,000	-	-	0%
302-336-594-76-63-00	Parks Capital Repl Program	74,041	200,000	-	13,414	7%
302-337-594-76-61-00	Land Acquistion	10,630	4,438,798	-	2,620	0%
302-337-594-76-67-01	Capital Contingency Reserve	-	1,885,589	-	-	0%
302-341-594-76-63-00	Reard/Freed Farmhouse	5,560	-	-	-	*
302-343-594-76-63-00	Community Center	49,636	900,000	560	166,086	18%
302-361-594-76-63-00	Future Trail Connections	-	500,000	-	4,760	-
302-372-594-76-63-00	Future Town Center Projects	-	150,000	-	21,317	14%
302-374-594-76-63-00	Big Rock Park site B Phase 1	862	-	-	-	*
302-377-594-76-63-00	Klahanie Park master plan	21,153	-	-	-	*
302-378-594-76-63-00	Park sytemwide wayfinding	-	85,887	-	-	0%

Account Number	Description	Prior Year Actual	2023 BUDGET	Monthly Actual	YTD Actual Expended	YTD %
302-379-594-76-63-00	Lower Commons Master Plan	-	25,000	-	-	
302-380-594-76-63-00	Beaton/Big Rock Pk Mstr Pln	195,467	275,000	5,575	43,518	16%
302-381-594-76-63-00	Park Barrier Removal	-	175,000	-	-	0%
302-384-594-76-61-00	Parker House Demolition	-	140,000	-	-	
302-385-594-76-63-00	Greenhouse	-	250,000	-	-	
302-386-594-76-63-00	Big Rock Park Early Opening	-	100,000	-	-	
340-115-595-30-63-00	Intersection Improvements	-	30,000	-	-	0%
340-117-595-30-63-00	Neighborhood TIP Projects	-	70,000	-	-	
340-118-595-61-63-00	Sidewalk Program	95,338	100,000	-	-	0%
340-132-595-63-63-00	Street Lighting Program	-	15,000	-	-	0%
340-150-595-10-61-00	Issaquah Fall City Road	5,669	-	-	-	*
340-150-595-10-63-00	Issaquah Fall City Road	155,293	245,000	34,186	61,441	25%
340-150-595-10-63-02	Issaquah Fall City Road	1,510	-	-	-	*
340-150-595-61-61-00	Issaquah Fall City Road Land	26,500	-	-	-	*
340-152-595-30-63-00	218th/216th: SE4th to Inglewood	125	-	-	125	*
340-157-595-30-63-00	SE 4th St Design/Permitting	118,662	-	-	-	*
340-160-595-61-63-00	School Safety Zone	-	15,000	-	-	0%
340-165-595-30-63-00	ITS Phase 2-228th/NE 12th-SR202	218,924	-	-	-	*
340-166-595-30-63-00	8th/218th:212th - SE 4th	125	-	-	(125)	*
340-168-595-30-63-00	Louis Thompson Hill Rd	2,115	336,000	87,855	103,045	31%
340-171-595-30-63-00	Sahalee Way 28/233	-	160,000	-	-	
340-173-595-30-63-00	ITS Closed Circuit TV	-	50,000	-	-	0%
340-175-595-30-63-00	Sah Way/NE 28 Pl/223 signal	53,527	-	-	1,097	*
340-409-595-30-63-00	212th Ave Gap	1,293	-	-	-	*
340-411-595-30-63-00	SE 32nd/244th All Way Stop	5,898	-	-	-	*
340-412-595-30-63-00	ADA Barrier Removal	606,879	450,000	16,111	45,580	10%
340-413-595-30-63-00	East Lake Sammamish Shore Ln	51,395	750,000	-	-	0%
340-416-595-30-63-00	Sahalee Way City Lim to 28/233	-	320,000	-	-	
340-418-595-30-63-00	SE 32nd/IPLR Traffic Study	-	50,000	-	-	
340-419-595-30-63-00	Non-motorized	-	100,000	-	-	
340-420-595-30-63-00	Pvmt Preservation/Reconstruction	-	1,000,000	-	-	
408-000-594-32-64-00	Machinery & Equipment	-	5,000	-	-	0%
408-000-594-35-64-00	Machinery & Equipment	29,731	528,000	6,086	22,370	4%
408-000-594-35-64-04	Computer Software	12,354	-	-	-	*
408-000-594-53-64-00	Machinery & Equipment	-	15,000	-	7,777	52%
438-413-595-40-63-00	Drainage Capital Res-Oth Imp	5,996	212,000	4,421	11,968	6%
438-434-595-40-63-00	Louis Thompson High Dens Pipe	332,628	534,240	111,476	153,511	29%
438-441-595-40-61-00	Property Acquisition	-	350,000	-	-	0%
438-454-595-40-63-00	Ebright Creek Culvert Replcmnt	24,368	-	-	-	*
438-472-595-40-63-00	George Davis Creek Fish Pass	245,781	1,460,000	62,317	111,122	
438-473-595-40-63-00	Ebright Creek Fish Pass	80,669	-	-	-	
438-480-595-40-63-00	Hazel Wolf Culvert	-	218,580	-	-	
438-482-595-40-63-00	Storm Pipe Rehab Program	-	212,000	-	-	
438-483-595-40-63-00	Storm Facility Retrofit Program	-	530,000	-	-	
438-484-595-40-63-00	Storm Facility Restoration	-	318,000	-	-	
438-485-595-40-63-00	Projects \$50K - \$300 K	-	265,000	-	-	
438-487-595-40-63-00	ELSP Shore Lane Road Reconst	-	120,650	-	-	
438-491-595-40-63-00	Sahalee Way City Lim to 28/233	-	80,000	-	-	
501-000-594-48-64-00	Machinery & Equipment	231,317	756,620	77,850	89,400	12%
502-000-594-18-64-00	Machinery & Equipment	100,445	205,000	-	14,264	7%
<b>TOTAL CAPITAL</b>		<b>\$ 4,736,282</b>	<b>\$ 43,687,829</b>	<b>\$ 446,669</b>	<b>\$ 1,401,937</b>	<b>3%</b>
001-090-518-80-41-52	IF Tech	\$ 2,483,518	\$ 2,226,217	\$ 185,518	1,113,108	50%
001-090-518-90-46-53	IF Risk	484,300	639,000	-	639,000	100%
001-090-597-11-55-31	Oper Tfrs - Gen Govt CIP	3,350,000	6,105,000	508,750	3,052,500	50%
001-090-597-11-55-51	Oper Tfrs - E R & R	2,706	-	-	-	*
001-090-597-11-96-52	Operating Transfer-Tech Fnd	9,743	-	-	-	*
001-090-597-11-96-55	Operating Transfer-SWM Oper Fnd	24,960	-	-	-	*
001-091-518-30-48-00	Fac Dept Fleet R&M	4,415	4,974	415	2,487	50%
001-091-518-30-49-00	Fac Dept Fleet Replacement	9,815	8,594	716	4,297	50%

Account Number	Description	Prior Year Actual	2023 BUDGET	Monthly Actual	YTD Actual Expended	YTD %
001-091-518-90-48-00	Adm Fleet R&M	3,067	3,137	261	1,569	50%
001-091-518-90-49-00	Admin Fleet Repl	1,865	1,399	117	699	50%
001-091-542-10-48-00	PW Eng Fleet R&M	12,480	12,519	1,043	6,260	50%
001-091-542-10-49-00	PW Eng Fleet Repl	64,058	50,374	4,198	25,187	50%
001-091-542-90-48-00	Streets Fleet M&O	186,884	196,636	16,386	98,318	50%
001-091-542-90-49-00	Streets-Replacement	181,724	186,591	15,549	93,296	50%
001-091-558-60-48-00	DCD Fleet R&M	13,177	11,573	964	5,787	50%
001-091-558-60-49-00	DCD Fleet Repl	20,000	21,401	1,783	10,701	50%
001-091-571-10-48-00	Parks Fleet R&M	3,768	1,619	135	810	50%
001-091-571-10-49-00	Parks Fleet Repl	2,119	1,590	133	795	50%
001-091-576-80-48-00	Pks M&O Fleet R&M	118,735	98,838	8,237	49,419	50%
001-091-576-80-49-00	Pks M&O Fleet Repl	141,435	135,921	11,327	67,961	50%
002-000-597-00-55-01	Operating Transfer-General Fnd		4,574,966	4,574,965	4,574,965	100%
101-000-597-00-00-01	Operating Transfer - General Fund	1,344,531	1,665,700	137,884	636,678	38%
408-000-531-35-48-51	SWM - Fleet R & M	90,943	80,675	6,723	40,338	50%
408-000-531-35-49-51	SWM - Fleet Replacement	47,870	63,231	5,269	31,616	50%
408-000-531-39-41-52	Interfund - Technology	352,482	299,683	24,974	149,841	50%
408-000-531-39-46-53	Interfund - Risk Management	68,700	86,000	-	86,000	100%
408-000-597-00-00-48	Operating Transfers - CIP	4,301,500	4,931,818	410,985	2,465,909	50%
<b>TOTAL INTERFUND</b>		<b>\$ 13,324,795</b>	<b>\$ 21,407,456</b>	<b>\$ 5,916,332</b>	<b>\$ 13,157,538</b>	<b>61%</b>

<b>TOTAL ALL FUNDS</b>		<b>\$ 69,801,783</b>	<b>\$ 131,932,199</b>	<b>\$ 11,389,228</b>	<b>\$ 37,983,986</b>	<b>29%</b>
------------------------	--	----------------------	-----------------------	----------------------	----------------------	------------

<b>TOTAL NO INTERFUNDS</b>			<b>\$ 110,524,743</b>	<b>\$ 5,472,896</b>	<b>\$ 24,826,448</b>	<b>22%</b>
----------------------------	--	--	-----------------------	---------------------	----------------------	------------

City of Sammamish

**General Fund**

**Budget to Actual Revenue Comparison  
Month Ending June 30, 2023**

Account Number	Description	2023 Budget	Monthly Actual	YTD Actual Revenues	YTD % Received
001-000-311-10-00-00	Property Tax	\$ 33,800,000	\$ 218,661.57	\$ 18,365,046.52	54%
001-000-313-11-00-00	Sales & Use Tax	7,200,000	552,829.26	3,595,816.20	50%
001-000-313-27-00-00	Affordable Hsg. Sales Tax	57,000	-	18,445.41	32%
001-000-313-71-00-00	Local Crim Just Sales Tax	2,100,000	198,543.12	1,207,057.40	57%
001-000-317-20-00-00	Leasehold Excise Tax	2,000	3.51	2,885.71	144%
<b>TOTAL TAXES</b>		<b>\$ 43,159,000</b>	<b>\$ 970,037.46</b>	<b>\$ 23,189,251.24</b>	<b>54%</b>
001-000-321-99-00-00	Business Licenses	\$ 60,000	\$ 5,336.25	\$ 35,450.00	59%
001-000-321-91-00-00	Cable Franchise Fee	660,000	165,878.99	165,878.99	25%
001-000-322-10-03-00	Grading Permits	-	-	10,570.00	*
001-000-322-10-04-00	Mechanical Permits	-	-	1,762.00	*
001-000-322-10-07-00	Tree Permits	2,000	-	-	0%
001-000-322-10-10-00	Building Permits-New # in 2022	1,787,500	152,240.80	705,873.95	39%
001-000-322-40-00-00	Right of Way Permits	140,000	59,813.00	233,948.00	167%
001-000-322-90-01-00	Miscellaneous Permits/Fees	4,000	-	-	0%
<b>TOTAL LICENSES &amp; PERMITS</b>		<b>\$ 2,653,500</b>	<b>\$ 383,269.04</b>	<b>\$ 1,153,482.94</b>	<b>43%</b>
001-000-333-20-20-50	USDOT NHS Asset Management	\$ 1,430,500	\$ 1,230,774.25	\$ 1,245,482.30	87%
001-000-333-20-60-10	US DOT	1,000	-	-	0%
001-000-334-03-20-00	Recycling Grant	45,000	13,139.59	13,139.59	29%
001-000-334-03-51-00	WA Traffic Safety Commission	-	-	1,934.75	*
001-000-334-04-20-00	Housing Action Plan Grant-DOC	37,575	19,995.00	37,575.00	100%
001-000-334-04-20-01	Climate Change Grant-DOC	59,950	-	-	0%
001-000-334-05-30-00	Comp Plan Update Grant-DOC	87,500	87,500.00	87,500.00	100%
001-000-336-06-21-00	Criminal Justice-Population	24,500	-	11,920.37	49%
001-000-336-06-25-00	Criminal Justice - Contr Svcs	136,000	-	70,331.60	52%
001-000-336-06-26-00	Criminal Justice - Spec Prog	86,500	-	42,170.10	49%
001-000-336-06-51-00	DUI-Cities	8,000	-	166.49	2%
001-000-336-06-94-00	Liquor Excise	467,500	238,859.16	238,859.16	51%
001-000-336-06-95-00	Liquor Profits	521,300	(108,601.06)	260,515.37	50%
001-000-336-06-95-01	Liquor Profits-Public Safety	105,000	-	-	0%
001-000-337-07-00-00	KC Recycling Grant	70,000	27,840.79	66,480.90	95%
001-000-337-07-07-00	KC Hazardous Waste Mgmt	24,000	-	-	0%
001-000-337-07-08-00	KC Transit Coordinator	48,510	2,912.72	10,957.84	23%
<b>TOTAL INTERGOVERNMENTAL</b>		<b>\$ 3,152,835</b>	<b>\$ 1,512,420.45</b>	<b>\$ 2,087,033.47</b>	<b>66%</b>
001-000-341-99-00-00	Passport Services	\$ 33,600	\$ 385.00	\$ 3,290.00	10%
001-000-342-10-01-00	Vehicle Impound Fees	1,000	-	-	0%
001-000-342-10-02-00	School Resource Officer	178,800	-	-	0%
001-000-342-20-01-00	EFR Review Fee	36,000	3,275.00	22,511.00	63%
001-000-342-40-01-00	EFR Inspection Fee	22,000	566.00	4,267.00	19%
001-000-342-40-02-00	Electrical Inspections	-	-	3,855.39	*
001-000-343-10-00-00	Drainage Svcs-Pmt from SWM	263,183	21,931.92	131,591.52	50%
001-000-343-93-00-00	Animal Control	190,000	-	-	0%
001-000-345-70-20-00	Information Services	140,000	6,208.00	37,800.88	27%
001-000-345-83-20-00	Planning Review	788,000	74,798.50	338,844.63	43%
001-000-345-83-30-00	Building Plan Review	525,000	30,665.74	241,329.14	46%
001-000-345-83-40-00	Public Works Review	272,500	43,445.99	178,491.99	66%
001-000-345-83-40-10	PW Consultant Review	-	-	192.00	*

Account Number	Description	2023 Budget	Monthly Actual	YTD Actual Revenues	YTD % Received
001-000-345-86-00-00	Historic Preservation Fees	12,500	-	-	0%
001-000-345-89-02-00	Site Plan Review	-	1,400.80	3,610.55	*
001-000-345-89-03-00	Notice of Appeal	2,200	-	-	0%
001-000-345-89-04-00	Preapplication/Service Fee	-	-	27,000.00	*
001-000-345-89-12-00	Outside Services Plan Review	248,000	56,166.18	176,216.04	71%
001-000-345-89-13-00	Concurrency Test Fees	80,000	5,000.00	18,250.00	23%
001-000-345-89-14-00	Public Notice Fee	20,800	3,900.00	7,800.00	38%
001-000-345-89-99-00	Technology Surcharge 15% Fee	494,400	45,444.44	185,336.20	37%
001-000-347-30-01-00	Park Use Fees	63,100	7,714.00	25,574.00	41%
001-000-347-30-02-00	Field Use Fees	261,000	113,575.90	178,670.16	68%
001-000-347-30-03-00	Park & Recreation Fees	-	67.50	412.50	*
001-000-347-60-01-00	Recreational Class Fees	30,000	-	3,640.00	12%
001-000-347-90-00-00	Park Concessions	1,000	-	-	0%
001-000-347-90-20-00	Vendor Display Fees	5,000	-	-	0%
<b>TOTAL CHARGES FOR GOODS &amp; SVCS</b>		<b>\$ 3,668,083</b>	<b>\$ 414,544.97</b>	<b>\$ 1,588,683.00</b>	<b>43%</b>
001-000-350-00-00-00	Municipal Court Fines	\$ 360,000	\$ -	\$ -	0%
001-000-359-90-02-00	False Alarm Fines	-	250.00	1,350.00	*
001-000-359-90-03-00	Code Violations	50,000	-	32,273.05	65%
<b>TOTAL FINES &amp; FORFEITS</b>		<b>\$ 410,000</b>	<b>\$ 250.00</b>	<b>\$ 33,623.05</b>	<b>8%</b>
001-000-361-11-00-00	Interest Income	\$ 150,000	\$ 195,786.82	\$ 1,010,549.44	674%
001-000-361-40-00-00	Sales Interest	7,000	2,255.10	11,319.60	162%
001-000-362-40-01-00	Beaver Lake Lodge Rental Fees	45,000	9,000.00	27,142.50	60%
001-000-362-50-00-00	Space and Facilities Leases LT	431,000	26,246.22	330,925.71	77%
001-000-362-51-00-00	City Hall 2nd floor	180,000	-	91,769.02	51%
001-000-367-11-00-02	Donations-Police	-	-	19,744.52	*
001-000-367-11-01-01	Donations - Park Events	40,000	250.00	7,108.30	18%
001-000-369-90-00-00	Miscellaneous	-	2,586.12	47,523.97	*
001-000-395-20-00-00	Restitution	-	-	293.84	*
001-000-397-00-01-01	Transfer from Street Fund	1,665,700	137,884.15	636,678.01	38%
001-000-397-00-00-02	Transfer from ARPA Fund	4,574,966	4,574,965.46	4,574,965.46	100%
<b>TOTAL MISCELLANEOUS</b>		<b>\$ 7,093,666</b>	<b>\$ 4,948,973.87</b>	<b>\$ 6,758,020.37</b>	<b>95%</b>
<b>TOTAL FUND</b>		<b>\$ 60,137,084</b>	<b>\$ 8,229,495.79</b>	<b>\$ 34,810,094.07</b>	<b>58%</b>



City of Sammamish

**American Rescue Plan Act Fund**

**Budget to Actual Revenue Comparison  
Month Ending June 30, 2023**

<b>Account Number</b>	<b>Description</b>	<b>2023 Budget</b>	<b>Monthly Actual</b>	<b>YTD Actual Revenues</b>	<b>YTD % Received</b>
002-000-332-92-10-00	Federal Financial Assistance	\$ 4,574,966	\$ -	\$4,574,965.46	100%
<b>TOTAL REVENUES</b>		<b>\$ 4,574,966</b>	<b>\$ -</b>	<b>\$4,574,965.46</b>	<b>100%</b>
<b>TOTAL FUND</b>		<b>\$ 4,574,966</b>	<b>\$ -</b>	<b>\$4,574,965.46</b>	<b>100%</b>

*Per Generally Accepted Accounting Principles (GAAP), \$2,347,216.11 of unspent federal ARPA funds received in 2021 were deferred at the end of 2021. These funds are recognized as revenue in 2022 and are available to be spent.*

City of Sammamish

**Street Fund**

**Budget to Actual Revenue Comparison**

**Month Ending June 30, 2023**

<b>Account Number</b>	<b>Description</b>	<b>2023 Budget</b>	<b>Monthly Actual</b>	<b>YTD Actual Revenues</b>	<b>YTD % Received</b>
101-000-336-00-71-00	Multimodal Transpo City	\$ 88,000	\$ 22,121.09	\$ 44,242.04	50%
101-000-336-00-87-00	Street Fuel Tax	1,500,000	115,763.06	592,435.97	39%
101-000-336-00-87-01	MVFT Transportation City	77,700	-	-	0%
<b>TOTAL INTERGOVERNMENTAL</b>		<b>1,665,700</b>	<b>137,884.15</b>	<b>636,678.01</b>	<b>38%</b>
<b>TOTAL FUND</b>		<b>1,665,700</b>	<b>137,884.15</b>	<b>636,678.01</b>	<b>38%</b>

City of Sammamish

**General Government CIP Fund**

Budget to Actual Revenue Comparison

Month Ending June 30, 2023

Account Number	Description	2023 Budget	Monthly Actual	YTD Actual Revenues	YTD % Received
301-000-361-11-00-00	Interest Income	\$ 5,000	\$ 29,653.90	\$ 141,989.84	2840%
<b>TOTAL MISCELLANEOUS</b>		<b>\$ 5,000</b>	<b>\$ 29,653.90</b>	<b>\$ 141,989.84</b>	<b>2840%</b>
301-000-397-00-00-01	Oper Trnsfrs - General Govt.	\$ 6,105,000	\$ 508,750.00	\$ 3,052,500.00	50%
<b>TOTAL NONREVENUES</b>		<b>\$ 6,105,000</b>	<b>\$ 508,750.00</b>	<b>\$ 3,052,500.00</b>	<b>50%</b>
<b>TOTAL FUND</b>		<b>\$ 6,110,000</b>	<b>\$ 538,403.90</b>	<b>\$ 3,194,489.84</b>	<b>52%</b>

City of Sammamish

**Parks CIP Fund**

Budget to Actual Revenue Comparison

Month Ending June 30, 2023

Account Number	Description	2023 Budget	Monthly Actual	YTD Actual Revenues	YTD % Received
302-000-311-10-00-00	Property Tax	\$ 320,000	\$ 200,357.45	\$ 200,357.45	63%
302-000-318-34-00-00	Real Estate Excise Tax #1	3,500,000	279,354.83	1,010,229.01	29%
<b>TOTAL TAXES</b>		<b>\$ 3,820,000</b>	<b>\$ 479,712.28</b>	<b>\$ 1,210,586.46</b>	<b>32%</b>
302-000-345-85-02-00	Parks Impact Fees	\$ 438,500	\$ 20,217.00	\$ 60,651.00	14%
<b>TOTAL CHARGES FOR SERVICES</b>		<b>\$ 438,500</b>	<b>\$ 20,217.00</b>	<b>\$ 60,651.00</b>	<b>14%</b>
302-000-361-11-00-00	Investment Interest	\$ 40,000	\$ 107,208.31	\$ 575,436.36	1439%
<b>TOTAL MISCELLANEOUS</b>		<b>\$ 40,000</b>	<b>\$ 107,208.31</b>	<b>\$ 575,436.36</b>	<b>1439%</b>
302-000-395-10-00-00	Disposition of Capital Assets	\$ -	\$ 257.50	\$ 257.50	*
<b>TOTAL NONREVENUES</b>		<b>\$ -</b>	<b>\$ 257.50</b>	<b>\$ 257.50</b>	<b>*</b>
<b>TOTAL FUND</b>		<b>\$ 4,298,500</b>	<b>\$ 607,395.09</b>	<b>\$ 1,846,931.32</b>	<b>43%</b>

City of Sammamish

**Transportation CIP Fund**

Budget to Actual Revenue Comparison

Month Ending June 30, 2023

Account Number	Description	2023 Budget	Monthly Actual	YTD Actual Revenues	YTD % Received
340-000-318-35-00-00	Real Estate Excise Tax - #2	\$ 3,500,000	\$ 279,354.83	\$ 1,010,229.01	29%
<b>TOTAL TAXES</b>		<b>\$ 3,500,000</b>	<b>\$ 279,354.83</b>	<b>\$ 1,010,229.01</b>	<b>29%</b>
340-000-345-85-01-00	Traffic Impact Fees	\$ 933,000	\$ 39,294.27	\$ 121,201.35	13%
340-000-345-86-00-05	18th St Assemblage Mit Fees	-	-	6,702.86	*
<b>TOTAL CHARGES FOR SERVICE</b>		<b>\$ 933,000</b>	<b>\$ 39,294.27</b>	<b>\$ 127,904.21</b>	<b>14%</b>
340-000-361-11-00-00	Investment Interest	\$ 20,000	\$ 60,125.70	\$ 321,195.30	1606%
340-000-369-90-00-00	Miscellaneous	-	-	2,428.88	*
<b>TOTAL MISCELLANEOUS</b>		<b>\$ 20,000</b>	<b>\$ 60,125.70</b>	<b>\$ 323,624.18</b>	<b>1618%</b>
<b>TOTAL FUND</b>		<b>\$ 4,453,000</b>	<b>\$ 378,774.80</b>	<b>\$ 1,461,757.40</b>	<b>33%</b>

City of Sammamish

**Surface Water Management Fund**

Budget to Actual Revenue Comparison

Month Ending June 30, 2023

Account Number	Description	2023 Budget	Monthly Actual	YTD Actual Revenues	YTD % Received
408-000-334-03-10-00	Dept of Ecology - State Grant	\$ 25,000	\$ -	\$ 50,250.00	201%
408-000-334-03-20-00	Dept of Ecology - Water Quality	276,195	-	-	0%
408-000-334-04-10-00	Recreation & Conservation	255,000	-	-	0%
408-000-337-07-00-00	KC Conservat'n Dist Sp Ass/SSO	36,000	-	-	0%
<b>TOTAL INTERGOVERNMENTAL</b>		<b>\$ 592,195</b>	<b>\$ -</b>	<b>\$ 50,250.00</b>	<b>\$ 2</b>
408-000-343-10-00-00	Surface Water Fees	\$ 9,900,000	\$ 60,168.35	\$ 5,274,070.37	53%
408-000-345-11-00-00	Beaver Lake Mgmt. District Fees	60,000	11,006.96	57,482.17	96%
<b>TOTAL CHARGES FOR GOODS &amp; SVCS</b>		<b>\$ 9,960,000</b>	<b>\$ 71,175.31</b>	<b>\$ 5,331,552.54</b>	<b>54%</b>
408-000-361-11-00-00	Interest Income	\$ 16,000	\$ 23,343.81	\$ 114,638.06	716%
408-000-362-90-00-01	Rental-Sigmar House	43,200.00	3,600.00	19,950.00	46%
408-000-367-12-00-00	Contributions-HOA Monitoring	10,000	-	-	0%
408-000-369-90-01-00	Miscellaneous	-	-	20.70	*
<b>TOTAL MISCELLANEOUS</b>		<b>\$ 69,200</b>	<b>\$ 26,943.81</b>	<b>\$ 134,608.76</b>	<b>195%</b>
<b>TOTAL FUND</b>		<b>\$ 10,621,395</b>	<b>\$ 98,119.12</b>	<b>\$ 5,516,411.30</b>	<b>52%</b>

City of Sammamish

**Surface Water Capital Fund**

Budget to Actual Revenue Comparison

Month Ending June 30, 2023

Account Number	Description	2023 Budget	Monthly Actual	YTD Actual Revenues	YTD % Received
438-000-332-92-10-00	WS Dept of Commerce-ARPA	\$ 800,000	\$ -	\$ -	0%
438-000-337-07-05-00	KC Flood Control District	160,000	-	-	0%
<b>TOTAL INTERGOVERNMENTAL</b>		<b>\$ 960,000</b>	<b>\$ -</b>	<b>\$ -</b>	<b>*</b>
438-000-361-11-00-00	Investment Interest	\$ 15,000	\$ 36,071.31	\$ 183,894.65	1226%
438-000-379-00-00-00	Developer Contribution Fees	180,000	9,799.50	38,781.00	22%
<b>TOTAL MISCELLANEOUS</b>		<b>\$ 195,000</b>	<b>\$ 45,870.81</b>	<b>\$ 222,675.65</b>	<b>114%</b>
438-000-397-00-04-08	Oper Trnsfrs - Storm Oper Fund	\$ 4,931,818	\$ 410,984.83	\$ 2,465,908.98	50%
<b>TOTAL NONREVENUES</b>		<b>\$ 4,931,818</b>	<b>\$ 410,984.83</b>	<b>\$ 2,465,908.98</b>	<b>50%</b>
<b>TOTAL FUND</b>		<b>\$ 6,086,818</b>	<b>\$ 456,855.64</b>	<b>\$ 2,688,584.63</b>	<b>44%</b>

City of Sammamish  
**Equipment Rental & Replacement Fund**  
 Budget to Actual Revenue Comparison  
 Month Ending June 30, 2023

Account Number	Description	2023 Budget	Monthly Actual	YTD Actual Revenues	YTD % Received
501-000-349-30-00-00	Fleet R & M Charge-GF	\$ 329,296	\$ 27,441.33	\$ 164,647.98	50%
501-000-349-30-40-80	Fleet R & M Charge-SWM	80,675	6,722.92	40,337.52	50%
<b>TOTAL CHARGES FOR SERVICES</b>		<b>\$ 409,971</b>	<b>\$ 34,164.25</b>	<b>\$ 204,985.50</b>	<b>50%</b>
501-000-361-11-00-00	Investment Interest	\$ 5,000	\$ 7,791.03	\$ 41,956.14	839%
501-000-362-20-00-00	Fleet Replacement Charge-GF	405,870	33,822.50	202,935.00	50%
501-000-362-20-40-80	Fleet Replacement Charge-SWM	63,231	5,269.25	31,615.50	50%
<b>TOTAL MISCELLANEOUS</b>		<b>\$ 474,101</b>	<b>\$ 46,882.78</b>	<b>\$ 276,506.64</b>	<b>58%</b>
501-000-395-10-00-00	Sale of Capital Assets	\$ 149,000	\$ -	\$ -	0%
<b>TOTAL NONREVENUES</b>		<b>\$ 149,000</b>	<b>\$ -</b>	<b>\$ -</b>	<b>0%</b>
<b>TOTAL FUND</b>		<b>\$ 1,033,072</b>	<b>\$ 81,047.03</b>	<b>\$ 481,492.14</b>	<b>47%</b>



City of Sammamish

**Information Technology Fund**

Budget to Actual Revenue Comparison

Month Ending June 30, 2023

Account Number	Description	2023 Budget	Monthly Actual	YTD Actual Revenues	YTD % Received
502-000-348-80-00-01	Interfund Services - Gen Govt				
502-000-349-80-00-01	Interfund Services - Gen Govt	\$ 2,226,217	\$ 185,518.08	\$ 1,113,108.48	50%
502-000-349-80-04-08	Interfund Services -Surface Water	299,683	24,973.58	149,841.48	50%
<b>TOTAL CHARGES FOR GOODS &amp; SVCS</b>		<b>\$ 2,525,900</b>	<b>\$ 210,491.66</b>	<b>\$ 1,262,949.96</b>	<b>50%</b>
502-000-361-11-00-00	Investment Interest	\$ 5,000	\$ 2,990.44	\$ 18,961.53	379%
<b>TOTAL MISCELLANEOUS</b>		<b>\$ 5,000</b>	<b>\$ 2,990.44</b>	<b>\$ 18,961.53</b>	<b>379%</b>
<b>TOTAL FUND</b>		<b>\$ 2,530,900</b>	<b>\$ 213,482.10</b>	<b>\$ 1,281,911.49</b>	<b>51%</b>

City of Sammamish

**Risk Management Fund**

**Budget to Actual Revenue Comparison  
Month Ending June 30, 2023**

Account Number	Description	2023 Budget	Monthly Actual	YTD Actual Revenues	YTD % Received
503-000-349-91-00-01	Interfund - General fund	\$ 639,000	\$ -	\$ 639,000.00	100%
503-000-349-91-04-08	Interfund - Storm Oper Fund	86,000	-	86,000.00	100%
<b>TOTAL CHARGES FOR SERVICES</b>		<b>\$ 725,000</b>	<b>\$ -</b>	<b>\$ 725,000.00</b>	<b>100%</b>
503-000-361-11-00-00	Investment Interest	\$ 500	\$ 1,491.02	\$ 8,662.61	1733%
<b>TOTAL MISCELLANEOUS</b>		<b>\$ 500</b>	<b>\$ 1,491.02</b>	<b>\$ 8,662.61</b>	<b>1733%</b>
<b>TOTAL FUND</b>		<b>\$ 725,500</b>	<b>\$ 1,491.02</b>	<b>\$ 733,662.61</b>	<b>101%</b>

City of Sammamish  
General Fund

**City Council Department**

**Budget to Actual Expenditure Comparison  
Month Ending June 30, 2023**

Account Number	Description	2023 Budget	Monthly Actual	YTD Actual Expended	YTD % Expended
001-011-511-60-11-00	Salaries	\$ 118,000	\$ 9,894.78	\$ 57,698.58	49%
001-011-511-60-21-00	Benefits	21,100	1,380.46	8,122.50	38%
<b>TOTAL PERSONNEL</b>		<b>\$ 139,100</b>	<b>\$ 11,275.24</b>	<b>\$ 65,821.08</b>	<b>47%</b>
001-011-511-60-31-00	Office & Operating Supplies	\$ 2,500	\$ -	\$ 778.45	31%
001-011-511-60-31-01	Meetings	2,000	-	-	0%
001-011-511-60-31-05	Meeting Meals (1)	4,500	346.59	593.85	13%
001-011-511-60-35-00	Small Tools & Minor Equipment	-	1,318.51	1,318.51	*
<b>TOTAL SUPPLIES</b>		<b>\$ 9,000</b>	<b>\$ 1,665.10</b>	<b>\$ 2,690.81</b>	<b>30%</b>
001-011-511-60-41-00	Professional Services (2)	\$ 25,000	\$ -	\$ 6,130.35	25%
001-011-511-60-41-03	Kokanee Work Group	47,700	-	-	0%
001-011-511-60-41-04	Prof Svcs-Council Projects	40,000	-	8,500.00	21%
001-011-511-60-42-00	Communications	5,500	813.53	2,670.53	49%
001-011-511-60-43-00	Travel (3)	15,000	329.98	862.27	6%
001-011-511-60-49-01	Memberships (4)	1,400	60.00	315.00	23%
001-011-511-60-49-03	Training - Seminars/Conf (5)	4,000	218.89	938.38	23%
001-011-511-60-49-06	Sound Cities Association	48,000	-	49,112.84	102%
001-011-511-60-49-09	Puget Sound Regional Council	31,000	-	32,361.00	104%
001-011-511-60-49-15	National League of Cities	4,200	-	4,229.00	101%
<b>TOTAL SERVICES &amp; CHARGES</b>		<b>\$ 221,800</b>	<b>\$ 1,422.40</b>	<b>\$ 105,119.37</b>	<b>47%</b>
<b>TOTAL DEPARTMENT</b>		<b>\$ 369,900</b>	<b>\$ 14,362.74</b>	<b>\$ 173,631.26</b>	<b>47%</b>

(1) Light refreshments at Council meetings, \$100/mo x 11. Dinners @ \$850 (Issaquah CC, Redmond CC, ISD/LWSD Boards).

(2) Video recording of meetings, Council photos.

(3) \$10,000 for NLC, AWC, AWC Legislative, local travel and \$10,000 for retreat.

(4) Rotary \$1,200, Eastside Transportation Partnership \$200.

(5) AWC conferences, NLC conferences, local trainings.

City of Sammamish  
General Fund

**City Manager Department**

Budget to Actual Expenditure Comparison  
Month Ending June 30, 2023

Account Number	Description	2023 BUDGET	Monthly Actual	YTD Actual Expended	YTD % Expended
<b>Administration</b>					
001-013-513-10-11-00	Salaries	\$ 736,600	\$ 51,235.51	\$ 256,692.65	35%
001-013-513-10-21-00	Benefits	240,700	19,287.24	91,426.79	38%
<b>TOTAL PERSONNEL</b>		<b>\$ 977,300</b>	<b>\$ 70,522.75</b>	<b>\$ 348,119.44</b>	<b>36%</b>
<b>Supplies</b>					
001-013-513-10-31-00	Office & Operating Supplies	\$ 5,000	\$ 30.21	\$ 437.41	9%
001-013-513-10-31-05	Meeting Meals	2,500	26.91	917.54	37%
001-013-513-10-35-00	Small Tools & Minor Equipment	2,500	1,410.36	1,410.36	56%
<b>TOTAL SUPPLIES</b>		<b>\$ 10,000</b>	<b>\$ 1,467.48</b>	<b>\$ 2,765.31</b>	<b>28%</b>
<b>Services &amp; Charges</b>					
001-013-513-10-41-00	Professional Services (2)	\$ 122,000	\$ 22,000.00	\$ 30,437.50	25%
001-013-513-10-41-04	Copying	500	-	-	0%
001-011-511-60-41-08	Lobbyist Services	50,000	4,000.00	16,000.00	32%
001-013-513-10-42-00	Communications	5,000	358.32	1,552.77	31%
001-013-513-10-42-02	Postage	500	-	-	0%
001-013-513-10-43-00	Travel	8,000	-	139.28	2%
001-013-513-10-49-01	Memberships (3)	3,500	-	1,890.00	54%
001-013-513-10-49-03	Training	3,500	-	300.00	9%
<b>TOTAL SERVICES &amp; CHARGES</b>		<b>\$ 193,000</b>	<b>\$ 26,358.32</b>	<b>\$ 50,319.55</b>	<b>26%</b>
<b>TOTAL ADMINISTRATION</b>		<b>\$ 1,180,300</b>	<b>\$ 98,348.55</b>	<b>\$ 401,204.30</b>	<b>34%</b>
<b>Communications</b>					
001-013-557-20-11-00	Salaries	\$ 135,900	\$ 11,870.34	\$ 23,740.68	17%
001-013-557-20-21-00	Benefits	58,100	3,649.20	8,327.56	14%
<b>TOTAL PERSONNEL</b>		<b>\$ 194,000</b>	<b>\$ 15,519.54</b>	<b>\$ 32,068.24</b>	<b>17%</b>
<b>Supplies</b>					
001-013-557-20-31-00	Office & Operating Supplies	\$ 5,000	\$ 537.28	\$ 994.79	20%
001-013-557-20-32-00	Fuel	-	37.07	37.07	*
001-013-557-20-35-00	Small Tool & Equipment	2,500	-	-	0%
<b>TOTAL SUPPLIES</b>		<b>\$ 7,500</b>	<b>\$ 574.35</b>	<b>\$ 1,031.86</b>	<b>14%</b>
<b>Services &amp; Charges</b>					
001-013-557-20-41-00	Professional Services (4)	\$ 80,000	\$ 13,784.00	\$ 101,211.93	127%
001-013-557-20-41-01	Newsletter Printing (5)	40,000	-	15,673.58	39%
001-013-557-20-41-07	Website Redesign	-	8.98	(2,483.12)	*
001-013-557-20-42-00	Communications	1,600	174.67	616.46	39%
001-013-557-20-42-01	Newsletter Postage	40,000	4,705.58	14,089.76	35%
001-013-557-20-43-00	Travel	1,500	-	-	0%
001-013-557-20-44-02	Social Media Advertising	500	-	-	0%
001-013-557-20-49-01	Memberships	500	-	-	0%
001-013-557-20-49-03	Training	500	-	-	0%
<b>TOTAL SERVICES &amp; CHARGES</b>		<b>\$ 164,600</b>	<b>\$ 18,673.23</b>	<b>\$ 129,108.61</b>	<b>78%</b>
<b>TOTAL COMMUNICATIONS</b>		<b>\$ 366,100</b>	<b>\$ 34,767.12</b>	<b>\$ 162,208.71</b>	<b>44%</b>
<b>City Clerk</b>					
001-018-514-30-11-00	Salaries	\$ 360,400	\$ 28,790.64	\$ 172,093.32	48%
001-018-514-30-21-00	Benefits	166,700	10,252.49	61,098.78	37%
<b>TOTAL PERSONNEL</b>		<b>\$ 527,100</b>	<b>\$ 39,425.59</b>	<b>\$ 233,769.81</b>	<b>44%</b>
<b>Supplies</b>					
001-018-514-30-31-00	Office & Operating Supplies	\$ 3,000	\$ 27.53	\$ 87.88	3%
<b>TOTAL SUPPLIES</b>		<b>\$ 3,000</b>	<b>\$ 27.53</b>	<b>\$ 87.88</b>	<b>3%</b>

001-018-514-30-41-00	Professional Services (6)	\$	20,000	\$	147.65	\$	22,225.00	111%
001-018-514-30-41-04	Copying		200		-		-	0%
001-018-514-30-42-00	Communication		-		83.82		419.28	*
001-018-514-30-43-00	Travel		3,500		(150.40)		1,662.84	48%
001-018-514-30-44-00	Advertising (7)		40,000		3,163.46		7,493.57	19%
001-018-514-30-49-01	Memberships		1,600		-		933.31	58%
001-018-514-30-49-03	Training - Seminars/Conference		4,000		-		5,512.18	138%
<b>TOTAL SERVICES &amp; CHARGES</b>		<b>\$</b>	<b>69,300</b>	<b>\$</b>	<b>3,244.53</b>	<b>\$</b>	<b>38,246.18</b>	<b>55%</b>
001-018-511-70-41-00	Election Costs	\$	100,000	\$	-	\$	-	0%
001-018-511-80-41-00	Voter Registration Costs		200,000		-		-	0%
<b>TOTAL INTERGOVERNMENTAL</b>		<b>\$</b>	<b>300,000</b>	<b>\$</b>	<b>-</b>	<b>\$</b>	<b>-</b>	<b>0%</b>
<b>TOTAL CITY CLERK SVCS</b>		<b>\$</b>	<b>899,400</b>	<b>\$</b>	<b>42,697.65</b>	<b>\$</b>	<b>272,103.87</b>	<b>30%</b>
<b>Sustainability Program</b>								
001-013-554-90-11-00	Salaries	\$	92,700	\$	-	\$	-	0%
001-013-554-90-21-00	Benefits		49,700		-		-	0%
<b>TOTAL PERSONNEL</b>		<b>\$</b>	<b>142,400</b>	<b>\$</b>	<b>-</b>	<b>\$</b>	<b>-</b>	<b>0%</b>
001-013-554-90-31-00	Office & Operating Supplies	\$	600	\$	-	\$	-	0%
001-013-554-90-35-00	Small Tools & Minor Equipment		3,600		-		-	0%
<b>TOTAL SUPPLIES</b>		<b>\$</b>	<b>4,200</b>	<b>\$</b>	<b>-</b>	<b>\$</b>	<b>-</b>	<b>0%</b>
001-013-554-90-41-00	Professional Services (1)	\$	222,500	\$	-	\$	-	0%
001-013-554-90-49-01	Memberships		500		-		-	0%
001-013-554-90-49-03	Training - Seminars/Conference		1,000		-		-	0%
<b>TOTAL SERVICES &amp; CHARGES</b>		<b>\$</b>	<b>224,000</b>	<b>\$</b>	<b>-</b>	<b>\$</b>	<b>-</b>	<b>0%</b>
<b>TOTAL SUSTAINABILITY</b>		<b>\$</b>	<b>370,600</b>	<b>\$</b>	<b>-</b>	<b>\$</b>	<b>-</b>	<b>0%</b>
<b>General Government Services</b>								
<b>Covid Response Section</b>								
001-090-518-90-41-19	Prof Services-COVID Response	\$	17,600	\$	-	\$	-	0%
<b>TOTAL SERVICES &amp; CHARGES</b>		<b>\$</b>	<b>17,600</b>	<b>\$</b>	<b>-</b>	<b>\$</b>	<b>-</b>	<b>0%</b>
<b>TOTAL COVID RESPONSE</b>		<b>\$</b>	<b>17,600</b>	<b>\$</b>	<b>-</b>	<b>\$</b>	<b>-</b>	<b>0%</b>
<b>Other Services</b>								
001-090-518-90-31-05	Meeting Meals (8)	\$	22,000	\$	-	\$	-	0%
<b>TOTAL SUPPLIES</b>		<b>\$</b>	<b>22,000</b>	<b>\$</b>	<b>-</b>	<b>\$</b>	<b>-</b>	<b>0%</b>
001-090-518-90-41-53	Intergovernmental Taxes	\$	-	\$	2.20	\$	2.20	*
001-090-518-90-42-02	Postage		6,500		109.36		2,219.67	34%
001-090-518-90-45-00	Operating Rentals (9)		2,700		233.53		1,410.10	52%
001-090-518-90-47-00	Surface Water Fees (10)		66,000		-		43,413.12	66%
001-090-518-90-49-01	Memberships (11)		650		-		120.00	18%
<b>TOTAL SERVICES &amp; CHARGES</b>		<b>\$</b>	<b>75,850</b>	<b>\$</b>	<b>345.09</b>	<b>\$</b>	<b>47,165.09</b>	<b>62%</b>
<b>Pollution Control</b>								
001-090-553-70-41-00	Intgovtl Svc's - Air Pollution (12)	\$	70,600	\$	-	\$	35,297.50	50%
<b>TOTAL POLLUTION CONTROL</b>		<b>\$</b>	<b>70,600</b>	<b>\$</b>	<b>-</b>	<b>\$</b>	<b>35,297.50</b>	<b>50%</b>
<b>Public Health</b>								
001-090-562-00-41-00	External Taxes - Alcoholism (13)	\$	21,000	\$	-	\$	-	0%
<b>TOTAL PUBLIC HEALTH</b>		<b>\$</b>	<b>21,000</b>	<b>\$</b>	<b>-</b>	<b>\$</b>	<b>-</b>	<b>0%</b>
<b>TOTAL OTHER SERVICES</b>		<b>\$</b>	<b>189,450</b>	<b>\$</b>	<b>345.09</b>	<b>\$</b>	<b>82,462.59</b>	<b>44%</b>

<b>TOTAL GENERAL GOVERNMENT SERVICES</b>	<b>\$</b>	<b>207,050</b>	<b>\$</b>	<b>345.09</b>	<b>\$</b>	<b>82,462.59</b>	<b>40%</b>
--	-----------	----------------	-----------	---------------	-----------	------------------	------------

<b>TOTAL DEPARTMENT</b>	<b>\$</b>	<b>3,023,450</b>	<b>\$</b>	<b>176,158.41</b>	<b>\$</b>	<b>917,979.47</b>	<b>30%</b>
-------------------------	-----------	------------------	-----------	-------------------	-----------	-------------------	------------

- (1) Mayor/Deputy Mayor agenda meetings for 5 to 8 attendees.
- (2) Retreat moderator/facilitator for Council retreats and contingency for unanticipated work.
- (3) International County/City Managers Association (ICMA), WA City/County Managers Association (WCMA).
- (4) \$40,000 for communications strategy consultant and \$30,000 for a statistically valid resident survey. \$10,000 for professional photo/video service.
- (5) Bi-monthly newsletter with bonus issues.
- (6) Municipal Code updates, records storage and shredding, solicitors license background checks.
- (7) State mandated public notices for meetings, hearings, ordinances, etc.
- (8) All-staff meetings, summer staff BBQ, all-staff annual appreciation lunch.
- (9) Postage machine rental
- (10) Annual surface water fees on general government owned city property.
- (11) Costco and Amazon Prime.
- (12) WA State Clean Air Agency assessment per RCW 70A.15.1600
- (13) Assessment on liquor profit and liquor tax revenues per RCW 66.08 and RCW 82.08.170.

City of Sammamish  
General Fund

**Finance Department**

**Budget to Actual Expenditure Comparison  
Month Ending June 30, 2023**

Account Number	Description	2023 BUDGET	Monthly Actual	YTD Actual Expended	YTD % Expended
<b>Financial Services</b>					
001-014-514-20-11-00	Salaries	\$ 903,200	\$ 77,378.06	\$ 458,615.26	51%
001-014-514-20-12-00	Overtime	500	-	203.07	41%
001-014-514-20-21-00	Benefits	341,900	26,381.56	156,966.19	46%
<b>TOTAL PERSONNEL</b>		<b>\$ 1,245,600</b>	<b>\$ 103,759.62</b>	<b>\$ 615,784.52</b>	<b>49%</b>
001-014-514-20-31-00	Office & Operating Supplies	\$ 2,000	\$ 69.66	\$ 1,668.18	83%
001-014-514-20-31-02	Books	500	-	-	0%
<b>TOTAL SUPPLIES</b>		<b>\$ 2,500</b>	<b>\$ 69.66</b>	<b>\$ 1,668.18</b>	<b>67%</b>
001-014-514-20-41-00	Professional Services (1)	\$ 60,000	\$ 3,110.36	\$ 11,786.91	20%
001-014-514-20-41-02	State Auditor (2)	97,500	-	674.29	1%
001-014-514-20-41-04	Copying (3)	2,000	-	-	0%
001-014-514-20-42-00	Communications	4,200	298.29	1,422.95	34%
001-014-514-20-43-00	Travel	5,000	222.70	595.08	12%
001-014-514-20-49-00	Miscellaneous	1,000	54.10	54.10	5%
001-014-514-20-49-01	Memberships	3,000	645.00	1,645.00	55%
001-014-514-20-49-03	Training - Seminars/Conf	10,000	1,060.00	2,534.00	25%
<b>TOTAL SERVICES &amp; CHARGES</b>		<b>\$ 182,700</b>	<b>\$ 5,390.45</b>	<b>\$ 18,712.33</b>	<b>10%</b>
<b>TOTAL FINANCIAL SERVICES</b>		<b>\$ 1,430,800</b>	<b>\$ 109,219.73</b>	<b>\$ 636,165.03</b>	<b>44%</b>
<b>General Government Services</b>					
001-090-518-90-49-02	Merchant Fees	\$ 325,000	\$ 11,384.49	\$ 46,050.52	14%
<b>TOTAL SERVICES &amp; CHARGES</b>		<b>\$ 325,000</b>	<b>\$ 11,384.49</b>	<b>\$ 46,050.52</b>	<b>14%</b>
<b>TOTAL GENERAL GOVERNMENT SERVICES</b>		<b>\$ 325,000</b>	<b>\$ 11,384.49</b>	<b>\$ 46,050.52</b>	<b>14%</b>
<b>TOTAL DEPARTMENT</b>		<b>\$ 1,755,800</b>	<b>\$ 120,604.22</b>	<b>\$ 682,215.55</b>	<b>39%</b>

(1) Fees for Wells Fargo Bank, Separately Managed Investment account, Paypal, flex plan administration.

(2) State Auditor's annual audit and 2023 federal single audit.

(3) Printing-GFOA Budget and Comprehensive Annual Financial Report.

City of Sammamish  
General Fund

**Legal Services**

**Budget to Actual Expenditure Comparison  
Month Ending June 30, 2023**

Account Number	Description	2023 BUDGET	Monthly Actual	YTD Actual Expended	YTD % Expended
001-015-515-31-11-00	Salaries	\$ 89,800	\$ 8,214.34	\$ 47,707.04	53%
001-015-515-31-21-00	Benefits	31,200	2,764.30	16,311.10	52%
<b>TOTAL PERSONNEL</b>		<b>\$ 121,000</b>	<b>\$ 10,978.64</b>	<b>\$ 64,018.14</b>	<b>53%</b>
001-015-515-31-31-00	Office & Operating Supplies	\$ 1,500	\$ -	\$ -	0%
<b>TOTAL SUPPLIES</b>		<b>\$ 1,500</b>	<b>\$ -</b>	<b>\$ -</b>	<b>0%</b>
001-015-515-91-41-00	Professional Services	\$ 40,000	\$ -	\$ -	
001-015-515-91-41-92	Public Defender	110,000	6,390.00	28,681.00	26%
001-015-515-30-41-94	Domestic Violence Advocate	10,000	-	2,676.93	27%
001-015-515-41-41-90	City Attorney-Base	325,000	-	185,882.46	57%
001-015-515-41-41-91	Prosecuting Attorney	190,000	-	49,065.20	26%
001-015-515-45-41-93	City Attorney - Litigation	350,000	4,312.74	28,082.93	8%
001-015-558-60-41-00	Hearing Examiner	30,000	-	531.25	2%
001-015-515-31-41-00	Professional Services	-	127.17	629.79	*
001-015-515-31-42-00	Communications	-	126.93	634.74	*
001-015-515-31-49-03	Training	-	-	80.00	*
<b>TOTAL SERVICES &amp; CHARGES</b>		<b>\$ 1,055,000</b>	<b>\$ 10,956.84</b>	<b>\$ 296,264.30</b>	<b>28%</b>
001-015-512-52-41-00	Municipal Court Costs (1)	360,000	-	-	0%
<b>TOTAL DEPARTMENT</b>		<b>\$ 1,537,500</b>	<b>\$ 21,935.48</b>	<b>\$ 360,282.44</b>	<b>23%</b>

(1) Largely offset by revenue from citations.



City of Sammamish  
General Fund

**Administrative Services Department**

Budget to Actual Expenditure Comparison  
Month Ending June 30, 2023

Account Number	Description	2023 BUDGET	Monthly Actual	YTD Actual Expended	YTD % Expended
<b>Human Resources Administration Section</b>					
001-018-516-20-11-00	Salaries	\$ 271,600	\$ 23,249.64	\$ 138,751.36	51%
001-018-516-20-21-00	Benefits	110,300	8,060.83	46,309.65	42%
001-018-516-20-21-11	Tuition Reimbursement	25,000	-	-	0%
<b>TOTAL PERSONNEL</b>		<b>\$ 406,900</b>	<b>\$ 31,310.47</b>	<b>\$ 185,061.01</b>	<b>45%</b>
001-018-516-20-31-00	Office & Operating Supplies	\$ 3,250	\$ -	\$ -	0%
001-018-516-20-31-01	Meeting Expense	500	-	-	0%
001-018-516-20-31-02	Books & Publications	250	-	-	0%
001-018-516-20-32-00	Fuel	-	35.74	35.74	*
001-018-516-20-35-00	Small Tools & Minor Equipment	5,760	-	-	0%
<b>TOTAL SUPPLIES</b>		<b>\$ 9,760</b>	<b>\$ 35.74</b>	<b>\$ 35.74</b>	<b>0%</b>
001-018-516-20-41-00	Professional Services (1)	\$ 180,000	\$ 3,147.84	\$ 64,201.50	36%
001-018-516-20-42-00	Communications	3,300	130.73	1,075.41	33%
001-018-516-20-43-00	Travel	3,500	-	699.87	20%
001-018-516-20-44-00	Advertising	5,000	375.00	524.00	10%
001-018-516-20-49-01	Memberships	7,100	-	4,560.00	64%
001-018-516-20-49-02	City-wide Training	4,500	-	-	0%
001-018-516-20-49-03	Training - Seminars/Conference	8,000	-	2,910.47	36%
001-018-516-20-49-07	AWC Membership	50,000	-	53,787.00	108%
<b>TOTAL SERVICES &amp; CHARGES</b>		<b>\$ 261,400</b>	<b>\$ 3,653.57</b>	<b>\$ 127,758.25</b>	<b>49%</b>
<b>TOTAL ADMINISTRATION SECTION</b>		<b>\$ 678,060</b>	<b>\$ 34,999.78</b>	<b>\$ 312,855.00</b>	<b>46%</b>
<b>Wellness Section</b>					
001-018-517-90-31-00	Office & Operating Supplies	\$ 1,250	\$ 1,079.79	\$ 919.55	74%
<b>TOTAL SUPPLIES</b>		<b>\$ 1,250</b>	<b>\$ 1,079.79</b>	<b>\$ 919.55</b>	<b>74%</b>
001-018-517-90-41-00	Professional Services	\$ 400	\$ -	\$ -	0%
001-018-517-90-43-00	Travel	150	-	-	0%
001-018-517-90-49-00	Miscellaneous	250	-	-	0%
<b>TOTAL SERVICES &amp; CHARGES</b>		<b>\$ 800</b>	<b>\$ -</b>	<b>\$ -</b>	<b>0%</b>
<b>TOTAL WELLNESS SECTION</b>		<b>\$ 2,050</b>	<b>\$ 1,079.79</b>	<b>\$ 919.55</b>	<b>45%</b>
<b>TOTAL HUMAN RESOURCES</b>		<b>\$ 680,110</b>	<b>\$ 36,079.57</b>	<b>\$ 313,774.55</b>	<b>46%</b>
<b>Administrative</b>					
001-018-518-10-11-00	Salaries	\$ 369,000	\$ 30,823.46	\$ 183,657.24	50%
001-018-518-10-21-00	Benefits	143,800	11,012.09	65,856.72	46%
<b>TOTAL PERSONNEL</b>		<b>\$ 512,800</b>	<b>\$ 41,835.55</b>	<b>\$ 249,513.96</b>	<b>49%</b>
001-018-518-10-31-00	Supplies	\$ 1,250	\$ -	\$ -	0%
001-018-518-10-31-02	Books & Publications	250	-	-	0%
001-018-518-10-35-00	Small Tools & Minor Equipment	4,050	-	-	0%
<b>TOTAL SUPPLIES</b>		<b>\$ 5,550</b>	<b>\$ -</b>	<b>\$ -</b>	<b>0%</b>

Account Number	Description	2023 BUDGET	Monthly Actual	YTD Actual Expended	YTD % Expended
001-018-554-30-41-00	Prof Svcs - Animal Control (2)	\$ 190,000	\$ -	\$ -	0%
001-018-518-10-41-02	Prof Svcs-DEIB Program	150,000	6,300.00	7,634.95	5%
001-018-518-10-42-00	Communications	600	170.74	676.21	113%
001-018-518-10-43-00	Travel	1,650	1,157.30	1,157.30	70%
001-018-518-10-49-01	Memberships	700	-	200.00	29%
001-018-518-10-49-03	Training - Seminars/Conference	1,500	-	-	0%
<b>TOTAL SERVICES &amp; CHARGES</b>		<b>\$ 344,450</b>	<b>\$ 7,628.04</b>	<b>\$ 9,668.46</b>	<b>3%</b>
<b>TOTAL ADMINISTRATIVE SVCS</b>		<b>\$ 862,800</b>	<b>\$ 49,463.59</b>	<b>\$ 259,182.42</b>	<b>30%</b>
<b>TOTAL DEPARTMENT</b>		<b>\$ 1,542,910</b>	<b>\$ 85,543.16</b>	<b>\$ 572,956.97</b>	<b>37%</b>

- (1) NeoGov, recruiting firms, background checks, temporary agencies, investigators, labor attorneys, handbook update, \$70,000 for class and comp study.
- (2) King County contract for animal control services. Contract amount is offset by per licensing revenue.

City of Sammamish  
General Fund

**Facilities Department**

**Budget to Actual Expenditure Comparison  
Month Ending June 30, 2023**

Account Number	Description	2023 BUDGET	Monthly Actual	YTD Actual Expended	YTD % Expended
001-019-518-30-11-00	Salaries	\$ 599,900	\$ 58,213.28	\$ 299,946.41	50%
001-019-518-30-12-00	Overtime	25,000	990.43	4,626.33	19%
001-019-518-30-14-00	Standby Pay	30,000	2,277.00	13,794.00	46%
001-019-518-30-21-00	Benefits	279,700	22,026.27	116,769.01	42%
<b>TOTAL PERSONNEL</b>		<b>\$ 934,600</b>	<b>\$ 83,506.98</b>	<b>\$ 435,135.75</b>	<b>47%</b>
001-019-518-30-31-00	Office & Operating Supplies	\$ 103,100	\$ 5,069.55	\$ 38,408.39	37%
001-090-518-50-31-00	Office & Operating Supplies (1)	50,000	5,359.12	25,447.39	51%
001-019-518-30-31-04	Safety Clothing	6,700	198.17	941.66	14%
001-019-518-30-31-05	Snow & Ice	6,000	-	-	0%
001-019-518-30-31-06	Signs & Markings	1,500	-	-	0%
001-019-518-30-32-00	Fuel	48,500	1,586.98	7,294.41	15%
001-019-518-30-35-00	Small Tools & Minor Equipment (2)	36,700	-	2,728.67	7%
<b>TOTAL SUPPLIES</b>		<b>\$ 252,500</b>	<b>\$ 12,213.82</b>	<b>\$ 74,820.52</b>	<b>30%</b>
001-019-518-30-41-00	Professional Services (3)	\$ 555,500	\$ 32,864.52	\$ 173,505.03	31%
001-019-518-30-42-00	Communications	82,700	5,416.17	26,691.30	32%
001-019-518-30-43-00	Travel	2,000	80.37	85.77	4%
001-019-518-30-45-00	Rentals & Leases	15,000	675.82	675.82	5%
001-019-518-30-47-00	Utilities	217,400	19,409.21	82,391.20	38%
001-019-518-30-48-00	Repair & Maintenance (4)	622,000	16,490.04	102,200.15	16%
001-019-518-30-48-01	Repair & Maintenance Capital	175,000	-	469.75	0%
001-019-518-30-49-01	Memberships	-	-	124.00	*
001-019-518-30-49-03	Training	5,000	-	2,190.06	44%
<b>TOTAL SERVICES &amp; CHARGES</b>		<b>\$ 1,674,600</b>	<b>\$ 74,936.13</b>	<b>\$ 388,333.08</b>	<b>23%</b>
001-019-594-19-63-00	Other Improvements (5)	\$ 95,000	\$ -	\$ -	0%
001-019-594-19-64-00	Machinery & Equipment (6)	25,000	-	3,543.02	14%
<b>TOTAL CAPITAL</b>		<b>\$ 120,000</b>	<b>\$ -</b>	<b>\$ 3,543.02</b>	<b>3%</b>
<b>TOTAL DEPARTMENT</b>		<b>\$ 2,981,700</b>	<b>\$ 170,656.93</b>	<b>\$ 901,832.37</b>	<b>30%</b>

- (1) Kitchen supplies, office supplies, first aid supplies, personal protective equipment, small equipment under \$5,000.
- (2) Shared use filing cabinets, partitions, appliances. Facility's staff purchases. (*Departments pay for 1st time purchases.*)
- (3) Maintenance contracts-landscape, custodial, tree, pest control, etc.
- (4) Contracted services-electrical, plumbing, elevator, fuel tank cleaning, etc.
- (5) Fence repair-Central WA University.
- (6) Facilites and fleet software.

City of Sammamish  
General Fund

**Police Services Department**  
Budget to Actual Expenditure Comparison  
Month Ending June 30, 2023

Account Number	Description	2023 BUDGET	Monthly Actual	YTD Actual Expended	YTD % Expended
001-021-521-10-11-00	Salaries	\$ 96,000	\$ 7,998.96	\$ 47,994.66	50%
001-021-521-10-21-00	Benefits	38,100	3,214.41	19,296.48	51%
<b>TOTAL PERSONNEL</b>		<b>\$ 134,100</b>	<b>\$ 11,213.37</b>	<b>\$ 67,291.14</b>	<b>50%</b>
001-021-521-10-31-00	Office & Operating Supplies	\$ 4,000	\$ 6,514.66	\$ 10,758.39	269%
001-021-521-10-31-02	Citizens Academy	5,000	-	-	0%
001-021-521-10-31-04	Clothing Allowance	4,000	-	2,078.67	52%
001-021-521-10-31-05	Meeting Meal Expense	2,000	-	701.34	35%
001-021-521-10-31-06	Supplies Explorer Program	4,000	307.86	307.86	8%
001-021-521-10-32-00	Fuel	600	-	45.50	8%
001-021-521-10-35-00	Small Tools & Minor Equip	6,000	2,246.04	2,246.04	37%
<b>TOTAL SUPPLIES</b>		<b>\$ 25,600</b>	<b>\$ 9,068.56</b>	<b>\$ 16,137.80</b>	<b>63%</b>
001-021-521-10-41-00	Professional Services (1)	\$ 2,000	\$ 217.40	\$ 1,087.00	54%
001-021-521-20-41-00	Police Services Contract	10,283,000	-	-	0%
001-021-523-60-41-00	Jail Contract	165,000	8,133.43	46,348.08	28%
001-021-521-10-42-00	Communications	700	41.91	209.64	30%
001-021-521-10-42-02	Postage	100	-	53.14	53%
001-021-521-10-43-00	Travel	6,000	1,294.56	2,037.06	34%
001-021-521-10-45-00	Operating Rentals & Leases	300	-	-	0%
001-021-521-10-48-00	Repair & Maintenance	5,000	-	1,211.05	24%
001-021-521-10-49-01	Memberships (2)	1,000	-	355.00	36%
001-021-521-20-49-03	Training-Seminars/Conferences	4,000	-	450.00	11%
<b>TOTAL SERVICES &amp; CHARGES</b>		<b>\$10,467,100</b>	<b>\$ 9,687.30</b>	<b>\$ 51,750.97</b>	<b>0%</b>
001-021-594-21-64-00	Machinery & Equipment	\$ 5,000	\$ -	\$ -	0%
<b>TOTAL CAPITAL</b>		<b>\$ 5,000</b>	<b>\$ -</b>	<b>\$ -</b>	<b>0%</b>
<b>TOTAL DEPARTMENT</b>		<b>\$ 10,631,800</b>	<b>\$ 29,969.23</b>	<b>\$ 135,179.91</b>	<b>1%</b>

(1) Towing, background checks, equipment calibration.

(2) International Association of Chiefs of Police, WA Association of Sheriffs and Police Chiefs.

City of Sammamish  
General Fund

**Fire Services Department**

**Budget to Actual Expenditure Comparison  
Month Ending June 30, 2023**

Account Number	Description	2023 BUDGET	Monthly Actual	YTD Actual Expended	YTD % Expended
001-022-522-20-41-00	Eastside Fire & Rescue Contract	\$ 9,251,676	\$1,480,307.50	\$ 5,527,118.25	60%
001-022-522-50-47-00	Station Surface Water Fees	5,900	-	5,992.34	102%
<b>TOTAL SERVICES &amp; CHARGES</b>		<b>\$ 9,257,576</b>	<b>\$1,480,307.50</b>	<b>\$ 5,533,110.59</b>	<b>60%</b>
<b>TOTAL DEPARTMENT</b>		<b>\$ 9,257,576</b>	<b>\$ 1,480,307.50</b>	<b>\$ 5,533,110.59</b>	<b>60%</b>

City of Sammamish  
General Fund

**Emergency Management**

**Budget to Actual Expenditure Comparison  
Month Ending June 30, 2023**

Account Number	Description	2023 BUDGET	Monthly Actual	YTD Actual Expended	YTD % Expended
001-025-525-60-41-00	Prof. Services EMPG Grant	\$ 50,000	\$ -	\$ 430.49	1%
001-025-525-60-42-00	Communications	15,000	1,187.98	5,933.33	40%
<b>TOTAL SERVICES &amp; CHARGES</b>		<b>\$ 65,000</b>	<b>\$ 1,187.98</b>	<b>\$ 6,363.82</b>	<b>10%</b>
<b>TOTAL DEPARTMENT</b>		<b>\$ 65,000</b>	<b>\$ 1,187.98</b>	<b>\$ 6,363.82</b>	<b>10%</b>

City of Sammamish  
General Fund

**Public Works Department**

Budget to Actual Expenditure Comparison  
Month Ending June 30, 2023

Account Number	Description	2023 BUDGET	Monthly Actual	YTD Actual Expended	YTD % Expended
<b>Administration</b>					
001-040-543-10-11-00	Salaries	\$ 328,200	\$ 3,738.94	\$ 109,290.46	33%
001-040-543-10-12-00	Overtime	1,500	(86.54)	45.08	3%
001-040-543-10-21-00	Benefits	106,900	1,498.15	37,735.79	35%
<b>TOTAL PERSONNEL</b>		<b>\$ 436,600</b>	<b>\$ 5,150.55</b>	<b>\$ 147,071.33</b>	<b>34%</b>
001-040-543-10-31-00	Office & Operating Supplies	\$ 2,400	\$ 877.71	\$ 1,334.95	<b>56%</b>
001-040-543-10-31-01	Meetings	1,000	-	-	0%
001-040-543-10-31-04	Safety Clothing	150	-	-	0%
001-040-543-10-31-05	Meeting Meals	500	735.57	735.57	<b>147%</b>
001-040-543-10-32-00	Fuel	9,500	1,616.43	5,010.38	<b>53%</b>
001-040-543-10-34-00	Maps	200	-	-	0%
<b>TOTAL SUPPLIES</b>		<b>\$ 13,750</b>	<b>\$ 3,229.71</b>	<b>\$ 7,080.90</b>	<b>51%</b>
001-040-543-10-41-00	Professional Services (1)	\$ 129,800	\$ 13,452.95	\$ 17,755.63	14%
001-040-543-10-41-01	Professional Services-Reimbursed	20,000	-	-	0%
001-040-543-10-42-00	Communications	17,000	1,466.04	8,212.04	48%
001-040-543-10-42-02	Postage	100	-	-	0%
001-040-543-10-43-00	Travel	1,950	-	-	0%
001-040-537-70-47-01	Recycling	139,000	6,000.00	81,820.50	<b>59%</b>
001-040-543-10-49-01	Memberships	900	-	-	0%
001-040-543-10-49-03	Training - Seminars/Conference	10,900	-	297.14	3%
<b>TOTAL SERVICES &amp; CHARGES</b>		<b>\$ 319,650</b>	<b>\$ 20,918.99</b>	<b>\$ 108,085.31</b>	<b>34%</b>
<b>TOTAL ADMINISTRATION</b>		<b>\$ 770,000</b>	<b>\$ 29,299.25</b>	<b>\$ 262,237.54</b>	<b>34%</b>
<b>Engineering</b>					
001-040-542-10-11-00	Salaries	\$ 513,200	\$ (35,918.94)	\$ 208,132.43	41%
001-040-542-10-12-00	Overtime	4,000	(250.52)	-	0%
001-040-542-10-21-00	Benefits	205,600	(14,335.11)	84,147.49	41%
<b>TOTAL PERSONNEL</b>		<b>\$ 722,800</b>	<b>\$ (50,504.57)</b>	<b>\$ 292,279.92</b>	<b>40%</b>
001-040-542-10-31-00	Office & Operating Supplies	\$ 5,000	\$ -	\$ 882.47	18%
001-040-542-10-31-01	Meetings	1,000	-	-	0%
001-040-542-10-31-04	Safety Clothing	3,000	-	-	0%
001-040-542-10-34-00	Maps	200	-	-	0%
001-040-542-10-35-00	Small Tools & Minor Equipment	2,400	-	-	0%
<b>TOTAL SUPPLIES</b>		<b>\$ 11,600</b>	<b>\$ -</b>	<b>\$ 882.47</b>	<b>8%</b>
001-040-542-10-41-00	Professional Services (2)	\$ 315,000	\$ -	\$ 5,962.50	2%
001-040-542-10-42-02	Postage	100	-	-	0%
001-040-542-10-43-00	Travel	4,000	-	-	0%
001-040-542-10-48-00	Repair & Maintenance	65,000	3,998.75	3,998.75	6%
001-040-542-10-49-00	Miscellaneous	500	-	-	0%
001-040-542-10-49-01	Memberships	3,550	-	348.00	10%
001-040-542-10-49-03	Training - Seminars/Conference	14,100	-	575.00	4%
<b>TOTAL SERVICES &amp; CHARGES</b>		<b>\$ 402,250</b>	<b>\$ 3,998.75</b>	<b>\$ 10,884.25</b>	<b>3%</b>
001-040-594-42-64-00	Computer Software (3)	\$ 17,000	\$ -	\$ -	0%
<b>TOTAL CAPITAL</b>		<b>\$ 17,000</b>	<b>\$ -</b>	<b>\$ -</b>	<b>0%</b>

Account Number	Description	2023 BUDGET	Monthly Actual	YTD Actual Expended	YTD % Expended
<b>TOTAL ENGINEERING</b>		<b>\$ 1,153,650</b>	<b>\$ (46,505.82)</b>	<b>\$ 304,046.64</b>	<b>26%</b>
<b>Traffic</b>					
001-041-542-10-11-00	Salaries	\$ 649,900	\$ 54,566.55	\$ 327,596.94	50%
001-041-542-10-12-00	Overtime	6,950	948.24	4,352.06	63%
001-041-542-10-21-00	Benefits	260,700	21,759.20	131,325.39	50%
<b>TOTAL PERSONNEL</b>		<b>\$ 917,550</b>	<b>\$ 77,273.99</b>	<b>\$ 463,274.39</b>	<b>50%</b>
001-041-542-10-31-00	Office & Operating Supplies	\$ 3,950	\$ (21.46)	\$ (24,035.41)	-608%
001-041-542-30-31-06	Safety Clothing	2,500	200.00	600.00	24%
001-041-542-10-31-07	Spare Parts & Equipment	135,000	88.81	1,652.55	1%
<b>TOTAL SUPPLIES</b>		<b>\$ 141,450</b>	<b>\$ 267.35</b>	<b>\$ (21,782.86)</b>	<b>-15%</b>
001-041-542-10-41-00	Professional Services (4)	\$ 194,700	\$ 9,543.26	\$ 68,476.05	35%
001-041-542-10-42-00	Communications	33,600	-	120.03	0%
001-041-542-10-42-02	Postage	1,000	557.32	1,098.44	110%
001-041-542-10-43-00	Travel	2,700	-	-	0%
001-041-542-10-45-00	Operating Rentals	2,500	-	722.96	29%
001-041-542-10-48-00	Repair & Maintenance (5)	15,800	757.11	757.11	5%
001-041-542-10-48-01	Software Maintenance	25,350	-	-	0%
001-041-542-10-49-01	Memberships	1,800	-	800.00	44%
001-041-542-10-49-03	Training - Seminars/Conference	6,800	785.00	1,305.00	19%
001-041-542-30-48-50	KC Road/Signal Maint Contract	209,000	-	10,172.63	5%
001-041-544-40-41-08	Concurrency Mgmnt Sys-Reimb	76,000	6,309.38	15,368.63	20%
<b>TOTAL SERVICES &amp; CHARGES</b>		<b>\$ 569,250</b>	<b>\$ 17,952.07</b>	<b>\$ 98,820.85</b>	<b>17%</b>
001-041-594-42-64-00	Computer Software (6)	\$ 40,000	\$ -	\$ -	0%
001-041-594-42-64-01	Traffic Signal Cabinet Upgrade	214,000	5,747.23	172,859.79	81%
001-041-594-42-64-02	Pedestrian Push Button Upgrade	15,000	-	-	0%
001-041-594-42-64-03	Preemption Detection Upgrade	10,000	-	-	0%
001-041-594-42-64-04	School Zone Flasher Upgrade	75,000	-	2,190.60	3%
001-041-594-42-64-05	Speed Radar Sign Upgrade	30,000	-	-	0%
001-041-594-42-64-06	Rapid Flash Beacon Upgrade	18,000	-	-	0%
001-041-594-42-64-07	Signal Indications Upgrade	16,000	5,626.11	5,626.11	35%
001-041-594-42-64-08	Streetlight to LED Upgrade	15,000	-	-	0%
<b>TOTAL CAPITAL</b>		<b>\$ 433,000</b>	<b>\$ 11,373.34</b>	<b>\$ 180,676.50</b>	<b>\$ 1</b>
<b>TOTAL TRAFFIC</b>		<b>\$ 2,061,250</b>	<b>\$ 106,866.75</b>	<b>\$ 720,988.88</b>	<b>35%</b>
<b>Transportation Planning</b>					
001-040-544-40-11-00	Salaries	\$ 420,300	\$ 33,350.01	\$ 200,622.24	48%
001-040-544-40-21-00	Benefits	178,400	12,230.53	73,842.57	41%
<b>TOTAL PERSONNEL</b>		<b>\$ 599,700</b>	<b>\$ 45,580.54</b>	<b>\$ 274,464.81</b>	<b>46%</b>
001-040-544-40-31-00	Office & Operating Supplies	\$ 2,000	\$ 27.52	\$ 27.52	1%
001-040-544-40-31-01	Meetings	300	-	-	0%
<b>TOTAL SUPPLIES</b>		<b>\$ 2,300</b>	<b>\$ 27.52</b>	<b>\$ 27.52</b>	<b>1%</b>
001-040-544-40-41-00	Professional Services (7)	\$ 535,000	\$ 53,890.50	\$ 62,175.50	12%
001-040-544-40-41-04	Copying	200	-	-	0%
001-040-544-40-42-02	Postage	500	-	-	0%
001-040-544-40-43-00	Travel	2,000	-	-	0%
001-040-544-40-49-01	Memberships	2,400	-	-	0%
001-040-544-40-49-03	Training - Seminars/Conference	2,500	670.00	670.00	27%
<b>TOTAL SERVICES &amp; CHARGES</b>		<b>\$ 542,600</b>	<b>\$ 54,560.50</b>	<b>\$ 62,845.50</b>	<b>12%</b>
<b>TOTAL TRANSPORTATION PLANNING</b>		<b>\$ 1,144,600</b>	<b>\$ 100,168.56</b>	<b>\$ 337,337.83</b>	<b>29%</b>



Account Number	Description	2023 BUDGET	Monthly Actual	YTD Actual Expended	YTD % Expended
<b>Development Review</b>					
001-040-544-20-11-00	Salaries	\$ 575,600	\$ 111,367.25	\$ 230,347.81	40%
001-040-544-20-12-00	Overtime	4,000	251.36	388.46	10%
001-040-544-20-21-00	Benefits	263,300	\$46,381.02	\$99,755.21	38%
<b>TOTAL PERSONNEL</b>		<b>\$ 842,900</b>	<b>\$ 157,999.63</b>	<b>\$ 330,491.48</b>	<b>39%</b>
001-040-544-20-31-00	Office & Operating Supplies	\$ 3,000	\$ 27.53	\$ 55.06	2%
001-040-544-20-31-01	Meetings	250	-	-	0%
001-040-544-20-31-02	Books	100	-	-	0%
001-040-544-20-31-04	Safety Clothing	2,100	-	190.76	9%
001-040-544-20-35-00	Small Tools & Minor Equipment	300	-	-	0%
<b>TOTAL SUPPLIES</b>		<b>\$ 5,750</b>	<b>\$ 27.53</b>	<b>\$ 245.82</b>	<b>4%</b>
001-040-544-20-41-02	Engineering Svcs-Reimbursed	\$ 123,000	\$ 19,840.50	\$ 28,888.00	23%
001-040-544-20-41-04	Copying	50	-	-	0%
001-040-544-20-42-02	Postage	100	-	-	0%
001-040-544-20-43-00	Travel	1,000	-	-	0%
001-040-544-20-49-03	Training	-	-	195.00	*
<b>TOTAL SERVICES &amp; CHARGES</b>		<b>\$ 124,150</b>	<b>\$ 19,840.50</b>	<b>\$ 29,083.00</b>	<b>23%</b>
<b>TOTAL DEVELOPMENT REVIEW</b>		<b>\$ 972,800</b>	<b>\$ 177,867.66</b>	<b>\$ 359,820.30</b>	<b>37%</b>
<b>Maintenance</b>					
001-040-542-30-11-00	Salaries	\$ 656,800	\$ 65,410.58	\$ 323,038.19	49%
001-040-542-30-12-00	Overtime	75,000	11,000.64	33,129.61	44%
001-040-542-30-14-00	Standby Pay	15,800	1,584.00	6,286.50	40%
001-040-542-30-21-00	Benefits	307,600	10,935.54	101,575.12	33%
<b>TOTAL PERSONNEL</b>		<b>\$ 1,055,200</b>	<b>\$ 88,930.76</b>	<b>\$ 464,029.42</b>	<b>44%</b>
001-040-542-30-31-00	Office & Operating Supplies	\$ 160,500	\$ 16,011.56	\$ 92,530.89	<b>58%</b>
001-040-542-30-31-04	Safety Clothing & Equipment	6,700	-	605.43	9%
001-040-542-30-31-06	Signs & Markers	40,000	1,464.33	12,258.46	31%
001-040-542-30-32-00	Fuel	39,000	4,862.93	16,796.03	43%
001-040-542-30-35-00	Small Tools & Minor Equipment	6,400	-	-	0%
001-040-542-66-31-00	Snow & Ice Supplies (4)	85,000	-	108,142.16	<b>127%</b>
001-040-542-66-31-01	Snow & Ice Supplies - Tools	2,500	-	9,650.77	<b>386%</b>
<b>TOTAL SUPPLIES</b>		<b>\$ 340,100</b>	<b>\$ 22,338.82</b>	<b>\$ 239,983.74</b>	<b>71%</b>
001-040-542-30-41-00	Professional Services (9)	\$ 196,200	\$ 8,116.31	\$ 14,755.59	8%
001-040-542-30-41-01	Prof Svc: ROW landscape (10)	672,000	82,661.26	108,820.52	16%
001-040-542-30-42-00	Communications	8,000	1,179.80	3,702.87	46%
001-040-542-30-43-00	Travel	1,000	-	-	0%
001-040-542-30-45-00	Operating Rentals & Leases	38,900	14,995.63	24,694.72	<b>63%</b>
001-040-542-30-47-00	Utilities	284,000	22,728.48	120,823.23	43%
001-040-542-30-48-00	Repair & Maintenance	198,000	2,451.69	2,680.14	1%
001-040-542-30-48-50	Roadway-Slide Repair	40,000	-	-	0%
001-040-542-30-49-00	Miscellaneous	-	249.25	376.00	*
001-040-542-30-49-03	Training	12,500	15,748.94	21,733.03	<b>174%</b>
001-040-542-67-48-50	Street Cleaning	6,000	-	-	0%
<b>TOTAL SERVICES &amp; CHARGES</b>		<b>\$ 1,456,600</b>	<b>\$ 148,131.36</b>	<b>\$ 297,586.10</b>	<b>20%</b>
001-040-594-42-64-30	Machinery & Equipment (7)	\$ 83,000	\$ 6,085.78	\$ 9,628.80	12%
<b>TOTAL CAPITAL</b>		<b>\$ 83,000</b>	<b>\$ 6,085.78</b>	<b>\$ 9,628.80</b>	<b>12%</b>
<b>TOTAL MAINTENANCE</b>		<b>\$ 2,934,900</b>	<b>\$ 265,486.72</b>	<b>\$ 1,011,228.06</b>	<b>34%</b>
<b>Pavement Preservation Section</b>					
001-040-542-30-48-51	Roadway Overlay Program	\$ 529,000	\$ -	\$ -	0%

Account Number	Description	2023 BUDGET	Monthly Actual	YTD Actual Expended	YTD % Expended
001-040-542-30-48-52	Overlay-NHS Funded	1,430,500	401,164.46	1,678,566.76	117%
001-040-542-30-48-56	Overlay-Selected Streets	1,000,000	13,632.50	13,632.50	1%
001-040-542-61-48-50	Sidewalks (12)	-	1,372.50	40,411.61	*
<b>TOTAL PAVEMENT PRESERVATION</b>		<b>\$ 2,959,500</b>	<b>\$ 416,169.46</b>	<b>\$ 1,732,610.87</b>	<b>59%</b>
<b>TOTAL DEPARTMENT</b>		<b>\$ 11,996,700</b>	<b>\$ 1,049,352.58</b>	<b>\$ 4,728,270.12</b>	<b>39%</b>

- (1) GIS support, small wireless facilities, solid waste contract negotiations/bid support.
- (2) Transportation Master Plan, wetland monitoring reports, geotech assistance, surveying support, database management, project assistance.
- (3) AutoCADD and Bluebeam.
- (4) Annual traffic counts, traffic studies.
- (5) MMU calibration, miscellaneous repairs.
- (6) MS2 TCLS crash data module, TDLS ADT traffic counts module, TMC turning movement counts module, Centrac-remote access to controller.
- (7) Transit study, comprehensive plan update, long-range completion plan, streets ordinance, school corridor traffic analysis, traffic impact fee update.
- (8) DE-icer, liquid and granules.
- (9) Thermoplastic road striping, traffic engineering studies, ITS tech support, annual monitoring reports required by USACE permit.
- (10) Landscape maintenance, tree service, flagging contracts.
- (11) Upgrade replacement of F450 to F550 + hook bed, 1/2 cost of chipper-shared with Stormwater.
- (12) Mandatory ADA sidewalk retrofits.

City of Sammamish  
General Fund

**Social & Human Services Department**

Budget to Actual Expenditure Comparison  
Month Ending June 30, 2023

Account Number	Description	2023 BUDGET	Monthly Actual	YTD Actual Expended	YTD % Expended
<b>Community Services Section</b>					
001-050-557-20-11-00	Salaries	\$ 74,700	\$ 6,758.11	\$ 36,840.96	49%
001-050-557-20-21-00	Benefits	33,900	2,960.20	17,021.00	50%
<b>TOTAL PERSONNEL</b>		<b>\$ 108,600</b>	<b>\$ 9,718.31</b>	<b>\$ 53,861.96</b>	<b>50%</b>
001-050-557-20-31-00	Office & Operating Supplies	\$ 2,000	\$ -	\$ 91.93	5%
<b>TOTAL SUPPLIES</b>		<b>\$ 2,000</b>	<b>\$ -</b>	<b>\$ 91.93</b>	<b>5%</b>
001-050-557-20-41-00	Professional Services (1)	\$ 767,800	\$ -	\$ 81,066.06	11%
001-050-557-20-41-01	Prof Svcs-Bellevue Admin	3,600	-	-	0%
001-050-557-20-41-04	Professional Services-Printing	500	-	-	0%
001-050-557-20-42-00	Communication	500	41.91	167.70	34%
001-050-557-20-43-00	Travel	250	-	-	0%
001-050-557-20-44-00	Advertising	500	-	-	0%
001-050-557-20-49-01	Memberships (2)	11,000	-	-	0%
001-050-557-20-49-03	Training-Seminars/Conferences	2,000	-	-	0%
<b>TOTAL SERVICES &amp; CHARGES</b>		<b>\$ 786,150</b>	<b>\$ 41.91</b>	<b>\$ 81,233.76</b>	<b>10%</b>
<b>TOTAL COMMUNITY SERVICES</b>		<b>\$ 896,750</b>	<b>\$ 9,760.22</b>	<b>\$ 135,187.65</b>	<b>15%</b>
<b>Housing Section</b>					
001-050-559-20-41-00	Affordable Housing (3)	\$ 100,000	\$ -	\$ 100,000.00	100%
001-050-559-20-41-01	Affordable Housing Sales Tax (4)	57,000	-	55,084.39	97%
<b>TOTAL SERVICES &amp; CHARGES</b>		<b>\$ 157,000</b>	<b>\$ -</b>	<b>\$ 155,084.39</b>	<b>99%</b>
<b>TOTAL HOUSING</b>		<b>\$ 157,000</b>	<b>\$ -</b>	<b>\$ 155,084.39</b>	<b>99%</b>
<b>TOTAL DEPARTMENT</b>		<b>\$ 1,053,750</b>	<b>\$ 9,760.22</b>	<b>\$ 290,272.04</b>	<b>28%</b>

(1) Human services grants. \$85,000 annually is for senior focused programs.

(2) Eastside Human Services Forum membership

(3) A Regional Coalition for Housing (ARCH) contribution

(4) Affordable housing sales tax allocation for low-income housing. Contributed annually to ARCH.

City of Sammamish  
General Fund

**Community Development**

Budget to Actual Expenditure Comparison  
Month Ending June 30, 2023

Account Number	Description	2023 BUDGET	Monthly Actual	YTD Actual Expended	YTD % Expended
<b>Administration</b>					
001-058-558-10-11-00	Salaries	\$ 538,300	\$ 42,899.92	\$ 250,255.44	46%
001-058-558-10-12-00	Overtime	1,500	-	152.06	10%
001-058-558-10-21-00	Benefits	214,000	15,049.69	89,127.30	42%
<b>TOTAL PERSONNEL</b>		<b>\$ 753,800</b>	<b>\$ 57,949.61</b>	<b>\$ 339,534.80</b>	<b>45%</b>
001-058-558-10-31-00	Office & Operating Supplies	\$ 3,000	\$ 7.50	\$ 95.78	3%
001-058-558-10-31-01	Meetings	100	-	-	0%
001-058-558-10-31-02	Books	100	-	-	0%
001-058-558-10-35-00	Small Tools & Minor Equipment	500	-	-	0%
<b>TOTAL SUPPLIES</b>		<b>\$ 3,700</b>	<b>\$ 7.50</b>	<b>\$ 95.78</b>	<b>3%</b>
001-058-558-10-41-02	Professional Svcs-Contracted (1)	9,000	-	-	0%
001-058-558-10-41-04	Copying	150	-	-	0%
001-058-558-10-42-00	Communications	2,800	177.64	1,019.34	36%
001-058-558-10-42-02	Postage	80	-	-	0%
001-058-558-10-43-00	Travel	4,100	-	-	0%
001-058-558-10-49-01	Memberships	1,550	-	-	0%
001-058-558-10-49-03	Training - Seminars/Conference	6,300	-	-	0%
<b>TOTAL SERVICES &amp; CHARGES</b>		<b>\$ 23,980</b>	<b>\$ 177.64</b>	<b>\$ 1,019.34</b>	<b>4%</b>
<b>TOTAL ADMINISTRATION</b>		<b>\$ 781,480</b>	<b>\$ 58,134.75</b>	<b>\$ 340,649.92</b>	<b>44%</b>
<b>Long-range Planning</b>					
001-058-558-30-11-00	Salaries	\$ 724,100	\$ 45,720.02	\$ 309,798.13	43%
001-058-558-30-12-00	Overtime	5,000	-	-	0%
001-058-558-30-21-00	Benefits	309,400	18,515.78	124,291.99	40%
<b>TOTAL PERSONNEL</b>		<b>\$ 1,038,500</b>	<b>\$ 64,235.80</b>	<b>\$ 434,090.12</b>	<b>42%</b>
001-058-558-30-31-00	Office & Operating Supplies	\$ 5,600	\$ 1,159.43	\$ 1,169.33	21%
001-058-558-30-31-01	Meetings	16,250	252.10	730.56	4%
001-058-558-30-31-02	Books	100	-	-	0%
001-058-558-30-35-00	Small Tools & Minor Equipment	8,450	-	-	0%
<b>TOTAL SUPPLIES</b>		<b>\$ 30,400</b>	<b>\$ 1,411.53</b>	<b>\$ 1,899.89</b>	<b>6%</b>
001-058-558-30-41-00	Professional Services (2)	\$ 653,800	\$ 59,767.97	\$ 177,970.43	27%
001-058-558-30-41-02	Professional Svcs-Contracted (3)	40,000	-	-	0%
001-058-558-30-41-04	Copying	400	-	-	0%
001-058-558-30-42-00	Communications	2,850	123.70	1,005.70	35%
001-058-558-30-42-02	Postage	80	-	-	0%
001-058-558-30-43-00	Travel	2,100	-	-	0%
001-058-558-30-44-00	Advertising/Public Notices	250	-	-	0%
001-058-558-30-49-01	Memberships	1,600	-	-	0%
001-058-558-30-49-03	Training - Seminars/Conference	6,450	-	80.00	1%
<b>TOTAL SERVICES &amp; CHARGES</b>		<b>\$ 707,530</b>	<b>\$ 59,891.67</b>	<b>\$ 179,056.13</b>	<b>25%</b>
<b>TOTAL LONG-RANGE PLANNING</b>		<b>\$ 1,776,430</b>	<b>\$ 125,539.00</b>	<b>\$ 615,046.14</b>	<b>35%</b>

Account Number	Description	2023 BUDGET	Monthly Actual	YTD Actual Expended	YTD % Expended
<b>Current Planning</b>					
001-058-558-60-11-00	Salaries	\$ 487,700	\$ 40,781.56	\$ 227,639.73	47%
001-058-558-60-12-00	Overtime	15,000	-	-	0%
001-058-558-60-21-00	Benefits	188,500	14,379.34	83,046.03	44%
<b>TOTAL PERSONNEL</b>		<b>\$ 691,200</b>	<b>\$ 55,160.90</b>	<b>\$ 310,685.76</b>	<b>45%</b>
001-058-558-60-31-00	Office & Operating Supplies	\$ 3,000	\$ 428.69	\$ 2,405.77	80%
001-058-558-60-31-01	Meetings	200	-	237.98	119%
001-058-558-60-31-02	Books	100	-	-	0%
001-058-558-60-32-00	Fuel	100	-	-	0%
001-058-558-60-34-00	Maps	100	-	-	0%
001-058-558-60-35-00	Small Tools & Minor Equipment	750	-	-	0%
<b>TOTAL SUPPLIES</b>		<b>\$ 4,250</b>	<b>\$ 428.69</b>	<b>\$ 2,643.75</b>	<b>62%</b>
001-058-558-60-41-00	Professional Services	\$ -	\$ 4,991.63	\$ 110,200.80	*
001-058-558-60-41-02	Professional Svcs-Contracted (4)	242,500	75,739.26	93,553.90	39%
001-058-558-60-41-04	Copying	250	-	-	0%
001-058-558-60-42-00	Communications	3,000	219.55	1,120.97	37%
001-058-558-60-42-02	Postage	80	-	-	0%
001-058-558-60-43-00	Travel	1,750	-	480.80	27%
001-058-558-60-44-00	Advertising/Public Notices	100	-	-	0%
001-058-558-60-49-00	Miscellaneous	-	-	52.00	*
001-058-558-60-49-01	Memberships	2,500	-	174.00	7%
001-058-558-60-49-03	Training - Seminars/Conference	8,800	-	878.00	10%
001-058-559-20-49-08	ARCH Membership	171,250	-	42,807.75	25%
<b>TOTAL SERVICES &amp; CHARGES</b>		<b>\$ 430,230</b>	<b>\$ 80,950.44</b>	<b>\$ 249,268.22</b>	<b>58%</b>
001-058-594-58-64-00	Machinery & Equipment	\$ 29,100	\$ -	\$ -	0%
<b>TOTAL CAPITAL</b>		<b>\$ 29,100</b>	<b>\$ -</b>	<b>\$ -</b>	<b>0%</b>
<b>TOTAL CURRENT PLANNING</b>		<b>\$ 1,154,780</b>	<b>\$ 136,540.03</b>	<b>\$ 562,597.73</b>	<b>49%</b>

<b>Building</b>					
001-058-524-20-11-00	Salaries	\$ 861,400	\$ 63,823.46	\$ 358,267.62	42%
001-058-524-20-12-00	Overtime	7,000	-	156.38	2%
001-058-524-20-21-00	Benefits	347,300	25,136.37	148,211.97	43%
<b>TOTAL PERSONNEL</b>		<b>\$ 1,215,700</b>	<b>\$ 88,959.83</b>	<b>\$ 506,635.97</b>	<b>42%</b>
001-058-524-20-31-00	Office & Operating Supplies	\$ 4,800	\$ 7.51	\$ 1,214.48	25%
001-058-524-20-31-01	Meetings	100	-	-	0%
001-058-524-20-31-02	Books	4,000	2,121.02	2,121.02	53%
001-058-524-20-31-04	Safety Clothing	2,900	-	128.81	4%
001-058-524-20-32-00	Fuel	7,300	1,439.72	3,606.50	49%
001-058-524-20-35-00	Small Tools & Minor Equipment	500	1,160.35	1,160.35	232%
<b>TOTAL SUPPLIES</b>		<b>\$ 19,600</b>	<b>\$ 4,728.60</b>	<b>\$ 8,231.16</b>	<b>42%</b>
001-058-524-20-41-02	Professional Services-Cont (5)	\$ 86,000	\$ 50,154.58	\$ 78,027.57	91%
001-058-524-20-41-04	Copying	100	-	-	0%
001-058-524-20-42-00	Communications	7,900	685.32	3,488.78	44%
001-058-524-20-42-02	Postage	50	-	-	0%
001-058-524-20-43-00	Travel	4,500	-	205.26	5%
001-058-524-20-49-01	Memberships	2,800	375.00	375.00	13%
001-058-524-20-49-03	Training - Seminars/Conference	15,700	70.00	2,950.00	19%
<b>TOTAL SERVICES &amp; CHARGES</b>		<b>\$ 117,050</b>	<b>\$ 51,284.90</b>	<b>\$ 85,046.61</b>	<b>73%</b>

Account Number	Description	2023 BUDGET	Monthly Actual	YTD Actual Expended	YTD % Expended
<b>TOTAL BUILDING</b>		<b>\$ 1,352,350</b>	<b>\$ 144,973.33</b>	<b>\$ 599,913.74</b>	<b>44%</b>
<b>Code Compliance</b>					
001-058-524-50-11-00	Salaries	\$ 278,100	\$ 22,206.60	\$ 103,258.78	37%
001-058-524-50-12-00	Overtime	1,500	-	-	0%
001-058-524-50-21-00	Benefits	119,600	\$8,545.97	\$41,013.62	34%
<b>TOTAL PERSONNEL</b>		<b>\$ 399,200</b>	<b>\$ 30,752.57</b>	<b>\$ 144,272.40</b>	<b>36%</b>
001-058-524-50-31-00	Office & Operating Supplies	\$ 2,600	\$ 82.00	\$ 462.44	18%
001-058-524-50-31-01	Meetings	100	-	-	0%
001-058-524-50-31-02	Books	300	-	-	0%
001-058-524-50-31-04	Safety Clothing	2,050	-	-	0%
001-058-524-50-32-00	Fuel	1,200	-	-	0%
001-058-524-50-35-00	Small Tools & Minor Equipment	500	-	-	0%
<b>TOTAL SUPPLIES</b>		<b>\$ 6,750</b>	<b>\$ 82.00</b>	<b>\$ 462.44</b>	<b>7%</b>
001-058-524-50-41-00	Professional Services (6)	\$ 50,000	\$ -	\$ -	0%
001-058-524-50-41-04	Copying	200	-	-	0%
001-058-524-50-42-00	Communications	2,200	130.69	441.83	20%
001-058-524-50-42-02	Postage	150	-	-	0%
001-058-524-50-43-00	Travel	3,000	-	-	0%
001-058-524-50-44-00	Advertising	500	-	-	0%
001-058-524-50-49-01	Memberships	1,100	-	-	0%
001-058-524-50-49-03	Training - Seminars/Conference	4,600	-	134.24	3%
<b>TOTAL SERVICES &amp; CHARGES</b>		<b>\$ 61,750</b>	<b>\$ 130.69</b>	<b>\$ 576.07</b>	<b>1%</b>
<b>TOTAL CODE COMPLIANCE</b>		<b>\$ 467,700</b>	<b>\$ 30,965.26</b>	<b>\$ 145,310.91</b>	<b>31%</b>
<b>Permit Center</b>					
001-058-558-50-11-00	Salaries	\$ 237,400	\$ 18,665.86	\$ 105,750.50	45%
001-058-558-50-12-00	Overtime	4,000	-	-	0%
001-058-558-50-21-00	Benefits	101,100	8,216.21	47,193.16	47%
<b>TOTAL PERSONNEL</b>		<b>\$ 342,500</b>	<b>\$ 26,882.07</b>	<b>\$ 152,943.66</b>	<b>45%</b>
001-058-558-50-31-00	Office & Operating Supplies	\$ 1,800	\$ 41.71	\$ 47.66	3%
001-058-558-50-31-02	Books	100	-	-	0%
001-058-558-50-35-00	Small Tools & Minor Equipment	2,000	-	-	0%
<b>TOTAL SUPPLIES</b>		<b>\$ 3,900</b>	<b>\$ 41.71</b>	<b>\$ 47.66</b>	<b>1%</b>
001-058-558-50-41-00	Professional Services (7)	\$ 15,000	\$ 15,000.00	\$ 15,000.00	100%
001-058-558-50-41-02	Prof. Services-Contracted (8)	28,000	1,153.14	7,173.67	26%
001-058-558-50-41-04	Copying	100	-	-	0%
001-058-558-50-42-00	Communications	1,800	130.73	893.25	50%
001-058-558-50-43-00	Travel	1,050	-	-	0%
001-058-558-50-49-00	Miscellaneous	-	-	70.15	*
001-058-558-50-49-01	Memberships	530	-	-	0%
001-058-558-50-49-03	Training - Seminars/Conference	3,000	-	-	0%
<b>TOTAL SERVICES &amp; CHARGES</b>		<b>\$ 49,480</b>	<b>\$ 16,283.87</b>	<b>\$ 23,137.07</b>	<b>47%</b>
<b>TOTAL PERMIT CENTER</b>		<b>\$ 395,880</b>	<b>\$ 43,207.65</b>	<b>\$ 176,128.39</b>	<b>44%</b>
<b>TOTAL DEPARTMENT</b>		<b>\$ 5,928,620</b>	<b>\$ 539,360.02</b>	<b>\$ 2,439,646.83</b>	<b>41%</b>

Account Number	Description	2023 BUDGET	Monthly Actual	YTD Actual Expended	YTD % Expended
----------------	-------------	----------------	-------------------	------------------------	-------------------

(1) Temporary staff support for the City Hall front desk.

(2) Critical areas update, housing action pLan, climate actionplan, green building code, TDR update, consultant for annual docket requests.

(3) Land use development review.

(4) Historic resources coordination, environmental services, arboriculture, land use development review.

(5) Building plan review, electrical & building inspection, code update assistance.

City of Sammamish  
General Fund

**Parks & Recreation Department**

Budget to Actual Expenditure Comparison

Month Ending June 30, 2023

Account Number	Description	2023 BUDGET	Monthly Actual	YTD Actual Expended	YTD % Expended
<b>Arts</b>					
001-076-573-20-31-00	Office & Operating Supplies	\$ 5,000	\$ 387.77	\$ 433.80	9%
<b>TOTAL SUPPLIES</b>		<b>\$ 5,000</b>	<b>\$ 387.77</b>	<b>\$ 433.80</b>	<b>9%</b>
001-076-573-20-41-00	Professional Services-Arts Com (1)	\$ 133,000	\$ -	\$ 4,273.45	3%
001-076-573-20-44-00	Advertising	1,000	-	-	0%
001-076-573-20-45-00	Operating Rentals & Leases	1,500	-	-	0%
<b>TOTAL SERVICES &amp; CHARGES</b>		<b>\$ 135,500</b>	<b>\$ -</b>	<b>\$ 4,273.45</b>	<b>3%</b>
<b>TOTAL ARTS</b>		<b>\$ 140,500</b>	<b>\$ 387.77</b>	<b>\$ 4,707.25</b>	<b>3%</b>
<b>Culture</b>					
001-076-576-80-31-03	Friends of Issaquah Salmon Hatch	\$ 20,000	\$ -	\$ -	0%
<b>TOTAL SUPPLIES</b>		<b>\$ 20,000</b>	<b>\$ -</b>	<b>\$ -</b>	<b>0%</b>
001-076-518-90-49-15	Friends of Lake Sammamish	\$ 10,000	\$ -	\$ 5,000.00	50%
001-076-573-20-41-01	Prof Services-Samm Symphony	15,000	-	-	0%
001-076-573-20-41-02	Prof Svcs-Master Chorus Eastsd	1,000	-	-	0%
001-076-573-90-41-02	Prof Svcs - Heritage Society	5,000	-	2,500.00	50%
<b>TOTAL SERVICES &amp; CHARGES</b>		<b>\$ 31,000</b>	<b>\$ -</b>	<b>\$ 7,500.00</b>	<b>24%</b>
<b>TOTAL CULTURE</b>		<b>\$ 51,000</b>	<b>\$ -</b>	<b>\$ 7,500.00</b>	<b>15%</b>
<b>Administration</b>					
001-076-571-10-11-00	Salaries	\$ 431,200	\$ 41,840.40	\$ 252,162.73	58%
001-076-571-10-12-00	Overtime	-	-	427.47	*
001-076-571-10-21-00	Benefits	146,800	\$14,666.67	\$88,325.37	60%
<b>TOTAL PERSONNEL</b>		<b>\$ 578,000</b>	<b>\$ 56,507.07</b>	<b>\$ 340,915.57</b>	<b>59%</b>
001-076-571-10-31-00	Office & Operating Supplies	\$ 4,000	\$ 30.52	\$ (9.28)	0%
001-076-571-10-32-00	Fuel	250	62.97	62.97	25%
001-076-571-10-35-00	Small Tools & Minor Equipment	1,000	-	-	0%
<b>TOTAL SUPPLIES</b>		<b>\$ 5,250</b>	<b>\$ 93.49</b>	<b>\$ 53.69</b>	<b>1%</b>
001-076-571-10-41-00	Professional Services	\$ 3,160	\$ -	\$ 22.02	1%
001-076-571-10-42-00	Communications	3,360	182.64	913.56	27%
001-076-571-10-42-02	Postage	1,000	-	-	0%
001-076-571-10-43-00	Travel	4,600	723.15	723.15	16%
001-076-571-10-49-01	Memberships	5,300	480.00	1,820.00	34%
001-076-571-10-49-03	Training - Seminars/Conference	2,500	3,040.00	3,423.95	137%
<b>TOTAL SERVICES &amp; CHARGES</b>		<b>\$ 19,920</b>	<b>\$ 4,425.79</b>	<b>\$ 6,902.68</b>	<b>35%</b>
<b>TOTAL ADMINISTRATION</b>		<b>\$ 603,170</b>	<b>\$ 61,026.35</b>	<b>\$ 347,871.94</b>	<b>58%</b>
<b>Volunteer Services</b>					
001-076-518-90-11-00	Salaries	\$ 159,600	\$ 10,795.40	\$ 64,112.50	40%



Account Number	Description	2023 BUDGET	Monthly Actual	YTD Actual Expended	YTD % Expended
001-076-518-90-12-00	Overtime	-	137.01	3,686.49	*
001-076-518-90-21-00	Benefits	68,600	4,007.84	25,379.66	37%
<b>TOTAL PERSONNEL</b>		<b>\$ 228,200</b>	<b>\$ 14,940.25</b>	<b>\$ 93,178.65</b>	<b>41%</b>
001-076-518-90-31-00	Supplies (2)	\$ 44,500	\$ 23.99	\$ 10,256.71	23%
001-076-518-90-32-00	Fuel	1,600	156.20	598.49	37%
001-076-518-90-31-04	Safety Clothing	1,900	-	-	0%
001-076-518-90-35-00	Small Tools & Minor Equipment	2,500	-	-	0%
<b>TOTAL SUPPLIES</b>		<b>\$ 50,500</b>	<b>\$ 180.19</b>	<b>\$ 10,855.20</b>	<b>21%</b>
001-076-518-90-41-00	Professional Services (3)	\$ 18,200	\$ 1,132.29	\$ 5,695.41	31%
001-076-518-90-42-00	Communication	1,920	168.84	715.49	37%
001-076-518-90-43-00	Travel	1,000	-	-	0%
001-076-518-90-44-00	Advertising	200	-	-	0%
001-076-518-90-45-00	Operating Rentals & Leases	4,500	-	-	0%
001-076-518-90-47-00	Utilities	-	-	567.81	*
001-076-518-90-49-01	Memberships	200	-	-	0%
001-076-518-90-49-03	Training	1,300	-	-	0%
<b>TOTAL SERVICES &amp; CHARGES</b>		<b>\$ 27,320</b>	<b>\$ 1,301.13</b>	<b>\$ 6,978.71</b>	<b>26%</b>
001-076-594-18-64-00	Machinery & Equipment (4)	\$ 86,000	\$ -	\$ 10,128.98	12%
<b>TOTAL CAPITAL</b>		<b>\$ 86,000</b>	<b>\$ -</b>	<b>\$ 10,128.98</b>	<b>12%</b>
<b>TOTAL VOLUNTEER SERVICES</b>		<b>\$ 392,020</b>	<b>\$ 16,421.57</b>	<b>\$ 121,141.54</b>	<b>31%</b>
<b>Planning &amp; Development</b>					
001-076-576-95-11-00	Salaries	\$ 343,600	\$ 27,913.02	\$ 161,478.23	47%
001-076-576-95-12-00	Overtime	-	-	334.18	*
001-076-576-95-21-00	Benefits	108,900	9,112.48	54,243.13	50%
<b>TOTAL PERSONNEL</b>		<b>\$ 452,500</b>	<b>\$ 37,025.50</b>	<b>\$ 216,055.54</b>	<b>48%</b>
001-076-576-95-31-00	Office & Operating Supplies	\$ 3,000	\$ 43.04	\$ 314.94	10%
001-076-576-95-32-00	Fuel	300	-	-	0%
001-076-576-95-35-00	Small Tools & Minor Equipment	1,500	-	-	0%
<b>TOTAL SUPPLIES</b>		<b>\$ 4,800</b>	<b>\$ 43.04</b>	<b>\$ 314.94</b>	<b>7%</b>
001-076-576-95-41-00	Professional Services (5)	\$ 406,000	\$ 39,623.85	\$ 96,619.31	24%
001-076-576-95-41-04	Copying	1,000	-	497.65	50%
001-076-576-95-42-00	Communications	2,900	135.69	678.72	23%
001-076-576-95-42-02	Postage	250	-	-	0%
001-076-576-95-43-00	Travel	1,900	-	134.68	7%
001-076-576-95-44-00	Advertising	-	-	75.00	*
001-076-576-95-48-00	Software Maintenance	2,400	-	-	0%
001-076-576-95-49-01	Memberships	1,500	-	590.00	39%
001-076-576-95-49-03	Training - Seminars/Conference	3,750	-	-	0%
<b>TOTAL SERVICES &amp; CHARGES</b>		<b>\$ 419,700</b>	<b>\$ 39,759.54</b>	<b>\$ 98,595.36</b>	<b>23%</b>
<b>TOTAL PLANNING &amp; DEVELOPMENT</b>		<b>\$ 877,000</b>	<b>\$ 76,828.08</b>	<b>\$ 314,965.84</b>	<b>36%</b>
<b>Recreation Programs</b>					
001-076-571-18-11-00	Salaries	\$ 366,900	\$ 24,935.46	\$ 127,273.56	35%
001-076-571-18-12-00	Overtime	-	555.06	5,361.82	*
001-076-571-18-13-00	Part-Time (Lifeguards)	110,600	45,789.56	60,563.56	55%

Account Number	Description	2023 BUDGET	Monthly Actual	YTD Actual Expended	YTD % Expended
001-076-571-18-13-02	Part-Time (Facility Monitors)	21,700	-	630.01	3%
001-076-571-18-21-00	Benefits	200,000	19,224.27	80,317.39	40%
<b>TOTAL PERSONNEL</b>		<b>\$ 699,200</b>	<b>\$ 91,989.35</b>	<b>\$ 275,631.34</b>	<b>39%</b>
001-076-571-18-31-00	Office & Operating Supplies	\$ 23,000	\$ 6,188.78	\$ 22,525.80	98%
001-076-571-18-32-00	Fuel	300	-	-	0%
001-076-571-18-35-00	Small Tools & Minor Equipment	4,000	-	-	0%
<b>TOTAL SUPPLIES</b>		<b>\$ 27,300</b>	<b>\$ 6,188.78</b>	<b>\$ 22,525.80</b>	<b>83%</b>
001-076-571-18-41-00	Prof. Svcs-Recreation (6)	\$ 182,850	\$ 53,808.29	\$ 90,475.86	49%
001-076-571-18-41-04	Copying	27,800	-	182.77	1%
001-076-571-18-42-00	Communications	3,360	217.65	1,158.32	34%
001-076-571-18-42-02	Postage	12,900	-	4,687.11	36%
001-076-571-18-43-00	Travel	1,000	-	-	0%
001-076-571-18-44-00	Advertising	3,000	-	18.00	1%
001-076-571-18-45-00	Equipment Rental	49,800	7,389.12	13,558.85	27%
001-076-571-18-49-01	Membership	500	-	-	0%
001-076-571-18-49-02	Merchant Fees	6,000	974.89	4,008.27	67%
001-076-571-18-49-03	Training - Seminars/Conference	7,900	-	1,439.62	18%
<b>TOTAL SERVICES &amp; CHARGES</b>		<b>\$ 295,110</b>	<b>\$ 62,389.95</b>	<b>\$ 115,528.80</b>	<b>39%</b>
001-076-594-71-64-18	Machinery & Equipment	\$ 160,000	\$ -	\$ -	0%
<b>TOTAL CAPITAL</b>		<b>\$ 160,000</b>	<b>\$ -</b>	<b>\$ -</b>	<b>0%</b>
<b>TOTAL RECREATION PROGRAMS</b>		<b>\$ 1,181,610</b>	<b>\$ 160,568.08</b>	<b>\$ 413,685.94</b>	<b>35%</b>
<b>Park Resource Management</b>					
001-076-576-80-11-00	Salaries	\$ 1,098,900	\$ 90,301.59	\$ 512,771.89	47%
001-076-576-80-12-00	Overtime	38,000	5,583.66	10,664.94	28%
001-076-576-80-13-00	Part-Time (Summer Help)	200,000	-	-	0%
001-076-576-80-21-00	Benefits	608,900	43,470.47	254,633.62	42%
<b>TOTAL PERSONNEL</b>		<b>\$ 1,945,800</b>	<b>\$ 139,355.72</b>	<b>\$ 778,070.45</b>	<b>40%</b>
001-076-576-80-31-00	Office & Operating Supplies (7)	\$ 210,000	\$ 15,087.50	\$ 96,916.16	46%
001-076-576-80-31-04	Safety Clothing	9,300	199.99	2,372.57	26%
001-076-576-80-31-06	Signs & Markers	6,000	699.69	3,104.76	52%
001-076-576-80-32-00	Fuel	45,000	8,294.18	19,383.66	43%
001-076-576-80-35-00	Small Tools & Equipment	30,000	-	-	0%
<b>TOTAL SUPPLIES</b>		<b>\$ 300,300</b>	<b>\$ 24,281.36</b>	<b>\$ 121,777.15</b>	<b>41%</b>
001-076-576-80-41-00	Professional Services (8)	\$ 695,200	\$ 81,871.19	\$ 248,092.95	36%
001-076-576-80-42-00	Communications	19,280	1,259.96	5,781.69	30%
001-076-576-80-43-00	Travel	1,500	-	610.25	41%
001-076-576-80-45-00	Operating Rentals & Leases	89,700	6,700.88	47,312.87	53%
001-076-576-80-45-19	Operating Rentals & Leases-COVID	-	-	-	*
001-076-576-80-47-00	Utilities	259,100	30,508.53	110,723.26	43%
001-076-576-80-48-00	Repair & Maintenance	73,000	4,362.44	27,557.67	38%
001-076-576-80-49-00	Miscellaneous	-	-	116.75	*
001-076-576-80-49-01	Memberships	400	-	-	0%
001-076-576-80-49-03	Training - Seminars/Conference	7,900	255.25	10,846.38	137%
<b>TOTAL SERVICES &amp; CHARGES</b>		<b>\$ 1,146,080</b>	<b>\$ 124,958.25</b>	<b>\$ 451,041.82</b>	<b>39%</b>
001-076-594-76-64-80	Machinery & Equipment (9)	\$ 60,000	\$ -	\$ 7,086.04	12%

Account Number	Description	2023 BUDGET	Monthly Actual	YTD Actual Expended	YTD % Expended
<b>TOTAL CAPITAL</b>		<b>\$ 60,000</b>	<b>\$ -</b>	<b>\$ 7,086.04</b>	<b>12%</b>
<b>TOTAL PARK RESOURCE MANAGEMENT</b>		<b>\$ 3,452,180</b>	<b>\$ 288,595.33</b>	<b>\$ 1,357,975.46</b>	<b>39%</b>
<b>TOTAL DEPARTMENT</b>		<b>\$ 6,697,480</b>	<b>\$ 603,827.18</b>	<b>\$ 2,567,847.97</b>	<b>38%</b>

- (1) Installation of exhibit artwork, vendors and performances for Arts Showcase, temporary art exhibits, grants to exhibitors and arts organizations, Shakespeare in the Park, maintenance of current art inventory, community programs and events.
- (2) Park restoration projects, tree planting, volunteer snacks, first aid supplies, tools, signage, safety equipment, volunteer appreciation gifts.
- (3) Annual volunteer dinner, water tank fillings, Earth Day event.
- (4) Vehicle for Restoration Specialist.
- (5) Wetland monitoring, land acquisition support, landscape architectural/engineering services, park surveys, 2023 PRO Plan update.
- (6) Special events-4th on the Plateau, Sammamish Days, concerts, Teen-fest, etc. Recreation Guide graphic design.
- (7) Fertilizer, grass seed, soil, playground chips, project supplies, custodial supplies, irrigation, safety.
- (8) Custodial, maintenance contracts, park sweeping, turf maintenance, tree service.
- (9) Upgrade to V46 Ford F550 for additional seasonal help and snow/ice removal in parks.

City of Sammamish  
General Fund

**Interfund Transactions**

**Budget to Actual Expenditure Comparison  
Month Ending June 30, 2023**

Account Number	Description	2023 BUDGET	Monthly Actual	YTD Actual Expended	YTD % Expended
<b>Interfund Expenditures</b>					
001-090-518-80-41-52	Interfund-Technology	\$ 2,226,217	\$ 185,518.08	\$ 1,113,108.48	50%
001-090-518-90-46-53	Interfund-Insurance	639,000	-	639,000.00	100%
001-091-518-90-48-00	Admin Dept Fleet R & M	3,137	261.42	1,568.52	50%
001-091-518-90-49-00	Admin Dept Fleet Replacement	1,399	116.58	699.48	50%
001-091-518-30-48-00	Facilities Dept Fleet R & M	4,974	414.50	2,487.00	50%
001-091-518-30-49-00	Facilities Dept Fleet Replacement	8,594	716.17	4,297.02	50%
001-091-542-10-48-00	PW Engr-Insp Fleet R & M	12,519	1,043.25	6,259.50	50%
001-091-542-10-49-00	PW Engr-Insp Fleet Replacement	50,374	4,197.83	25,186.98	50%
001-091-542-90-48-00	Street Fleet R&M	196,636	16,386.33	98,317.98	50%
001-091-542-90-49-00	Street Fleet Replacement	186,591	15,549.25	93,295.50	50%
001-091-558-60-48-00	Comm Dev Dept Fleet R & M	11,573	964.42	5,786.52	50%
001-091-558-60-49-00	Comm Dev Dept Fleet Repl	21,401	1,783.42	10,700.52	50%
001-091-571-10-48-00	Parks Dept Fleet R & M	1,619	134.92	809.52	50%
001-091-571-10-49-00	Parks Dept Fleet Replacement	1,590	132.50	795.00	50%
001-091-576-80-48-00	Parks M&O Fleet R & M	98,838	8,236.50	49,419.00	50%
001-091-576-80-49-00	Parks M&O Fleet Replacement	135,921	11,326.75	67,960.50	50%
<b>TOTAL INTERFUND</b>		<b>\$ 3,600,383</b>	<b>\$ 246,781.92</b>	<b>\$ 2,119,691.52</b>	<b>59%</b>
<b>Interfund Transfers Out</b>					
001-090-597-11-55-31	Oper Trnsfr - Gen Gov CIP	\$ 6,105,000	\$ 508,750.00	\$ 3,052,500.00	50%
<b>TOTAL INTERFUND TRANSFERS</b>		<b>\$ 6,105,000</b>	<b>\$ 508,750.00</b>	<b>\$ 3,052,500.00</b>	<b>50%</b>
<b>TOTAL DEPARTMENT</b>		<b>\$ 9,705,383</b>	<b>\$ 755,531.92</b>	<b>\$ 5,172,191.52</b>	<b>53%</b>

City of Sammamish

**American Rescue Plan Act Fund**

Budget to Actual Expenditure Comparison  
Month Ending June 30, 2023

Account Number	Description	2023 BUDGET	Monthly Actual	YTD Actual Expended	YTD % Expended
002-000-597-00-55-01	Oper Trnsfr - ER&R	\$ 4,574,966	\$ 4,574,965.46	\$ 4,574,965.46	100%
<b>TOTAL INTERFUND TRANSFERS</b>		<b>\$ 4,574,966</b>	<b>\$ 4,574,965.46</b>	<b>\$ 4,574,965.46</b>	<b>100%</b>
<b>TOTAL FUND</b>		<b>\$ 4,574,966</b>	<b>\$ 4,574,965.460</b>	<b>\$ 4,574,965.460</b>	<b>100%</b>

City of Sammamish

**Street Fund**

**Budget to Actual Expenditure Comparison**  
**Month Ending June 30, 2023**

<b>Account Number</b>	<b>Description</b>	<b>2023 BUDGET</b>	<b>Monthly Actual</b>	<b>YTD Actual Expended</b>	<b>YTD % Expended</b>
101-000-597-00-00-01	Oper Trnsfr - General Fund	\$ 1,665,700	\$ 137,884.15	\$ 636,678.01	38%
<b>TOTAL INTERFUND</b>		<b>\$ 1,665,700</b>	<b>\$ 137,884.15</b>	<b>\$ 636,678.01</b>	<b>38%</b>
<b>TOTAL FUND</b>		<b>\$ 1,665,700</b>	<b>\$ 137,884.15</b>	<b>\$ 636,678.01</b>	<b>38%</b>

*Street Fund expenditures moved to the Public Works department in the General Fund in 2021.*

City of Sammamish

**General Government Capital Improvement Fund**

Budget to Actual Expenditure Comparison

Month Ending June 30, 2023

Account Number	Description	2023 BUDGET	Monthly Actual	YTD Actual Expended	YTD % Expended
301-000-594-19-64-00	Art Sculpture	\$ 50,000	\$ -	\$ -	0%
301-100-594-18-61-00	Property Acq-Sween House Stor Yd	2,000,000	434.00	434.00	0%
301-103-594-18-63-00	MOC Fuel Station Improvement	85,000	-	-	0%
301-104-594-73-63-00	Fire St 81 Sewer Connection	120,000	-	32,109.05	27%
301-105-594-73-63-00	Fire St 82 Improvements	8,000,000	5,344.74	28,626.23	0%
301-106-594-73-63-00	Fire St 83 Improvements	300,000	-	13,665.50	5%
301-108-594-73-63-00	Pine Lake Restroom ADA	200,000	-	-	0%
301-109-594-73-63-00	Beaver Lake Restroom ADA	150,000	-	-	0%
301-112-594-73-63-00	MOC Improvements	70,000	-	67,236.47	96%
301-113-594-73-63-00	MOC & City Hall Security Cameras	230,000	-	46,429.17	20%
301-116-594-18-63-00	Fall Protection Improvements	200,000	-	-	0%
<b>TOTAL CAPITAL</b>		<b>\$ 11,405,000</b>	<b>\$ 5,778.74</b>	<b>\$ 188,500.42</b>	<b>2%</b>
<b>TOTAL FUND</b>		<b>\$ 11,405,000</b>	<b>\$5,778.74</b>	<b>\$188,500.42</b>	<b>2%</b>

City of Sammamish

**Parks Capital Improvement Fund**

Budget to Actual Expenditure Comparison

Month Ending June 30, 2023

Account Number	Description	2023 BUDGET	Monthly Actual	YTD Actual Expended	YTD % Expended
302-313-594-76-63-00	ESP Baseball Field Rehab	\$ 580,000	\$ -	\$ -	0%
302-316-594-76-63-00	Inglewood MS Artificial Turf	10,000,000	15,779.63	126,500.91	1%
302-317-594-76-63-00	Environmental Interpretive Signs	20,000	-	-	0%
302-320-594-76-63-00	Eastlake Field #3 Turf Replcmt	1,680,000	1,215.00	2,582.70	0%
302-331-594-76-63-00	Community Garden	100,000	-	-	*
302-336-594-76-63-00	Parks Capital Replacement Prog	200,000	-	13,414.00	7%
302-337-594-76-61-00	Land Acquisition	4,438,798	-	2,620.00	0%
302-337-594-76-67-01	Capital Contingency Reserve	1,885,589	-	-	0%
302-343-594-76-63-00	Community Center	900,000	560.00	166,085.53	18%
302-361-594-76-63-00	Future Trail Connections	500,000	-	4,759.85	1%
302-372-594-76-63-00	Future Town Center Park Project	150,000	-	21,316.77	14%
302-378-594-76-63-00	Park Systemwide Wayfinding	85,887	-	-	0%
302-379-594-76-63-00	Lower Commons Master Plan	25,000	-	-	0%
302-380-594-76-63-00	Beaton/Big Rock Park Mstr Pln	275,000	5,574.75	43,517.88	16%
302-381-594-76-63-00	Parks ADA Barrier Removal	175,000	-	-	0%
302-384-594-76-61-00	Parker House Demolition	140,000	-	-	0%
302-385-594-76-63-00	Greenhouse	250,000	-	-	0%
302-386-594-76-63-00	Big Rock Park Early Opening	100,000	-	-	0%
<b>TOTAL CAPITAL</b>		<b>\$ 21,788,639</b>	<b>\$ 23,129.38</b>	<b>\$ 380,797.64</b>	<b>2%</b>
<b>TOTAL FUND</b>		<b>\$ 21,788,639</b>	<b>\$ 23,129.38</b>	<b>\$ 380,797.64</b>	<b>2%</b>



City of Sammamish

**Transportation Capital Improvement Fund**

Budget to Actual Expenditure Comparison

Month Ending June 30, 2023

Account Number	Description	2023 BUDGET	Monthly Actual	YTD Actual Expended	YTD % Expended
340-115-595-30-63-00	Intersection Improvements	\$ 30,000	\$ -	\$ -	0%
340-117-595-30-63-00	Neighborhood Projects	70,000	-	-	0%
340-118-595-61-63-00	Sidewalk Program	100,000	-	-	0%
340-132-595-63-63-00	Street Lighting Program	15,000	-	-	0%
340-150-595-10-63-00	IFCR Phase 1: 242nd - Klahanie	245,000	34,185.87	61,440.52	25%
340-160-595-61-63-00	School Safety Zone Improv.	15,000	-	-	0%
340-168-595-30-63-00	Louis Thompson Hill Road	336,000	87,855.05	103,044.74	31%
340-171-595-30-63-00	Sahalee Way-NE 28th/233rd Signal	160,000	-	-	0%
340-173-595-30-63-00	ITS Phase 3-Closed Circuit TV	50,000	-	-	0%
340-175-595-30-63-00	Sahalee Wy NE 28th/223rd /Signal	-	-	1,096.75	*
340-412-595-30-63-00	Ada Barrier Removal (1)	450,000	16,111.00	45,580.26	10%
340-413-595-30-63-00	Rebuild East Lk Sam Shore Lane	750,000	-	-	0%
340-416-595-30-63-00	Sahalee Way-City Lim toNE 28/233	320,000	-	-	0%
340-418-595-30-63-00	SE 32nd/IPLR Traffic Study	50,000	-	-	0%
340-419-595-30-63-00	Non-motorized transportation projects	100,000	-	-	0%
340-420-595-30-63-00	Pvmt Preserv/Reconstruction	1,000,000	-	-	0%
<b>TOTAL CAPITAL</b>		<b>\$ 3,691,000</b>	<b>\$ 138,151.92</b>	<b>\$ 211,162.27</b>	<b>6%</b>
<b>TOTAL FUND</b>		<b>\$ 3,691,000</b>	<b>\$ 138,151.92</b>	<b>\$ 211,162.27</b>	<b>6%</b>

City of Sammamish

**Surface Water Management Fund**

Budget to Actual Expenditure Comparison  
Month Ending June 30, 2023

Account Number	Description	2023 BUDGET	Monthly Actual	YTD Actual Expended	YTD % Expended
<b>Administration</b>					
408-000-531-31-11-00	Salaries	\$ 206,500	\$ 11,841.06	\$ 69,422.84	34%
408-000-531-31-12-00	Overtime	1,000	(48.68)	-	0%
408-000-531-31-21-00	Benefits	67,400	3,858.67	23,396.60	35%
<b>TOTAL PERSONNEL</b>		<b>\$ 274,900</b>	<b>\$ 15,651.05</b>	<b>\$ 92,819.44</b>	<b>34%</b>
408-000-531-31-31-00	Office & Operating Supplies	\$ 700	\$ -	\$ -	0%
408-000-531-31-31-01	Meetings	700	-	-	0%
408-000-531-31-32-00	Fuel	2,500	-	-	0%
408-000-531-31-34-00	Maps	500	-	-	0%
<b>TOTAL SUPPLIES</b>		<b>\$ 4,700</b>	<b>\$ -</b>	<b>\$ -</b>	<b>0%</b>
408-000-531-31-41-00	Professional Services (1)	\$ 180,000	\$ 17,504.10	\$ 17,504.10	10%
408-000-531-31-41-01	Professional Services-Studies (2)	75,000	200.00	9,865.00	13%
408-000-531-31-41-51	Intergovernmental Services (3)	109,200	37,533.66	60,142.05	55%
408-000-531-31-41-52	I/G Svcs-Beaver Lake Mgmt Dist	75,000	96.91	5,392.91	7%
408-000-531-31-41-53	Intergovernmental Taxes (4)	195,500	15,788.48	93,137.19	48%
408-000-531-31-41-99	Operating Contingency	25,000	-	-	0%
408-000-531-31-43-00	Travel	675	-	698.67	104%
408-000-531-31-49-03	Training - Seminars/Conference	1,650	-	-	0%
<b>TOTAL SERVICES &amp; CHARGES</b>		<b>\$ 662,025</b>	<b>\$ 71,123.15</b>	<b>\$ 186,739.92</b>	<b>28%</b>
<b>TOTAL ADMINISTRATION</b>		<b>\$ 941,625</b>	<b>\$ 86,774.20</b>	<b>\$ 279,559.36</b>	<b>30%</b>
<b>Planning Section</b>					
408-000-531-33-41-04	Pine Lake Creek Basin Plan	\$ 250,000	\$ 7,142.00	\$ 15,878.50	6%
<b>TOTAL SERVICES &amp; CHARGES</b>		<b>\$ 250,000</b>	<b>\$ 7,142.00</b>	<b>\$ 15,878.50</b>	<b>6%</b>
<b>TOTAL PLANNING</b>		<b>\$ 250,000</b>	<b>\$ 7,142.00</b>	<b>\$ 15,878.50</b>	<b>6%</b>
<b>Engineering Section</b>					
408-000-531-32-11-00	Salaries	\$ 999,000	\$ 73,060.28	\$ 439,339.70	44%
408-000-531-32-12-00	Overtime	1,000	68.55	205.65	21%
408-000-531-32-21-00	Benefits	389,500	29,317.79	170,562.11	44%
<b>TOTAL PERSONNEL</b>		<b>\$ 1,389,500</b>	<b>\$ 102,446.62</b>	<b>\$ 610,107.46</b>	<b>44%</b>
408-000-531-32-31-00	Office & Operating Supplies	\$ 18,500	\$ -	\$ 1,642.51	9%
408-000-531-32-31-01	Meetings	1,700	-	-	0%
408-000-531-32-31-04	Safety Clothing	300	-	192.68	64%
408-000-531-32-32-00	Fuel	3,000	1,029.37	2,623.76	87%
408-000-531-32-34-00	Maps	200	-	74.95	37%
408-000-531-32-35-00	Small Tools & Minor Equipment	1,500	-	-	0%
<b>TOTAL SUPPLIES</b>		<b>\$ 25,200</b>	<b>\$ 1,029.37</b>	<b>\$ 4,533.90</b>	<b>18%</b>
408-000-531-32-41-00	Professional Services (5)	\$ 761,000	\$ 33,370.94	\$ 191,945.05	25%
408-000-531-32-41-02	Engineering Services	100,000	-	-	0%
408-000-531-32-42-00	Communications	3,000	501.52	1,995.65	67%
408-000-531-32-42-02	Postage	-	28.08	28.08	*
408-000-531-32-43-00	Travel	1,000	-	437.86	44%
408-000-531-32-49-00	Miscellaneous	-	-	19.99	*
408-000-531-32-49-01	Memberships	950	-	116.00	12%

Account Number	Description	2023 BUDGET	Monthly Actual	YTD Actual Expended	YTD % Expended
408-000-531-32-49-03	Training - Seminars/Conference	6,950	-	914.00	13%
<b>TOTAL SERVICES &amp; CHARGES</b>		<b>\$ 872,900</b>	<b>\$ 33,900.54</b>	<b>\$ 195,456.63</b>	<b>22%</b>
408-000-594-32-64-00	Capital Equipment	\$ 5,000	\$ -	\$ -	0%
408-000-594-53-64-00	Machinery & Equipment	15,000	-	7,777.05	52%
<b>TOTAL CAPITAL</b>		<b>\$ 20,000</b>	<b>\$ -</b>	<b>\$ 7,777.05</b>	<b>39%</b>
<b>TOTAL ENGINEERING</b>		<b>\$ 2,307,600</b>	<b>\$ 137,376.53</b>	<b>\$ 817,875.04</b>	<b>35%</b>
<b>Maintenance &amp; Operations Section</b>					
408-000-531-35-11-00	Salaries	\$ 573,100	\$ 31,809.70	\$ 205,036.92	36%
408-000-531-35-12-00	Overtime	32,000	3,774.25	17,900.62	56%
408-000-531-35-14-00	Standby Pay	15,800	627.00	8,662.50	55%
408-000-531-35-21-00	Benefits	291,200	35,506.55	155,832.84	54%
<b>TOTAL PERSONNEL</b>		<b>\$ 912,100</b>	<b>\$ 71,717.50</b>	<b>\$ 387,432.88</b>	<b>42%</b>
408-000-531-35-31-00	Office & Operating Supplies	\$ 124,700	\$ 895.74	\$ 24,036.58	19%
408-000-531-35-31-04	Safety Clothing	6,000	-	217.78	4%
408-000-531-35-31-05	Meetings	-	-	66.20	*
408-000-531-35-31-06	Signs & Markers	-	-	268.84	*
408-000-531-35-32-00	Fuel	35,500	4,862.92	12,548.23	35%
408-000-531-35-35-00	Small Tools & Minor Equipment	3,200	-	-	0%
<b>TOTAL SUPPLIES</b>		<b>\$ 169,400</b>	<b>\$ 5,758.66</b>	<b>\$ 37,137.63</b>	<b>22%</b>
408-000-531-35-41-00	Professional Services (6)	\$ 1,509,050	\$ 54,872.76	\$ 229,420.65	15%
408-000-531-35-41-01	Prof. Services-General Fund (7)	263,183	21,931.92	131,591.52	50%
408-000-531-35-41-05	Beaver Management Program	30,000	-	-	0%
408-000-531-35-42-00	Communications	3,000	212.65	993.65	33%
408-000-531-35-43-00	Travel	900	-	-	0%
408-000-531-35-45-00	Operating Rentals & Leases	16,100	-	-	0%
408-000-531-35-47-00	Utility Services	41,500	-	23,646.58	57%
408-000-531-35-48-00	Repair & Maintenance	33,000	1,663.50	6,078.52	18%
408-000-531-35-49-03	Training - Seminars/Conference	12,600	-	2,566.48	20%
<b>TOTAL SERVICES &amp; CHARGES</b>		<b>\$ 1,909,333</b>	<b>\$ 78,680.83</b>	<b>\$ 394,297.40</b>	<b>21%</b>
408-000-594-35-64-00	Machinery & Equipment (7)	\$ 528,000	\$ 6,085.78	\$ 22,370.48	4%
<b>TOTAL CAPITAL</b>		<b>\$ 528,000</b>	<b>\$ 6,085.78</b>	<b>\$ 22,370.48</b>	<b>4%</b>
<b>TOTAL MAINTENANCE &amp; OPERATIONS</b>		<b>\$ 3,518,833</b>	<b>\$ 162,242.77</b>	<b>\$ 841,238.39</b>	<b>24%</b>
<b>For Finance Use Only-Do Not Code Invoices to these account numbers</b>					
<b>Total Interfund Section</b>					
408-000-597-00-00-48	Operating Transfers - CIP	\$ 4,931,818	\$ 410,984.83	\$ 2,465,908.98	50%
408-000-531-35-49-51	SWM - Fleet Replacement	63,231	5,269.25	31,615.50	50%
408-000-531-35-48-51	SWM - Fleet R & M	80,675	6,722.92	40,337.52	50%
408-000-531-39-41-52	Interfund - Technology	299,683	24,973.58	149,841.48	50%
408-000-531-39-46-53	Interfund - Risk Management	86,000	-	86,000.00	100%
<b>TOTAL INTERFUND</b>		<b>\$ 5,461,407</b>	<b>\$ 447,950.58</b>	<b>\$ 2,773,703.48</b>	<b>51%</b>
<b>TOTAL FUND</b>		<b>\$ 12,479,465</b>	<b>\$ 841,486.08</b>	<b>\$ 4,728,254.77</b>	<b>38%</b>

- (1) Cost of having King County bill for Sammamish stormwater fees. 1% of the SW fee billing plus \$1.63 per account.
- (2) Annual NPDES permit fees, water monitoring, WRIA 8 cost share.
- (3) State B & O taxes on stormwater revenue received by the city.
- (4) 228th repair-\$530,000. Water quality monitoring, stormwater outreach education, biologist to assist with permitting, geotechnical consultant, watershed planning, source control programming.

<b>Account Number</b>	<b>Description</b>	<b>2023 BUDGET</b>	<b>Monthly Actual</b>	<b>YTD Actual Expended</b>	<b>YTD % Expended</b>
(5)	Street sweeping, storm system vactoring, storm vault filter replacements, ditch cleaning,& storm pond mowing services- NPDES maintenance requirements.				
(6)	Reimbursement for Facility Department costs paid by the General Fund.				
(7)	25% of the cost of a mechanic's lift to maintain vehicles and equipment. Remaining 75% in General Fund, Non-depart.				

City of Sammamish

**Surface Water Capital Projects Fund**

Budget to Actual Expenditure Comparison  
Month Ending June 30, 2023

Account Number	Description	2023 BUDGET	Monthly Actual	YTD Actual Expended	YTD % Expended
<b>Stormwater Projects</b>					
438-413-595-40-63-00	Drainage Capital Resolutions	\$ 212,000	\$ 4,421.25	\$ 11,968.45	6%
438-434-595-40-63-00	Louis Thomp High Density Pipe	534,240	111,476.48	153,511.19	29%
438-441-595-40-61-00	Property Acquisition Fund	350,000	-	-	0%
438-472-595-40-63-00	George Davis Creek Fish Passage	1,460,000	62,316.63	111,122.22	8%
438-480-595-40-63-00	Hazel Wolf Culvert Improvement	218,580	-	-	0%
438-482-595-40-63-00	Storm Pipe Rehab Program	212,000	-	-	0%
438-483-595-40-63-00	Storm Facility Retrofit Program	530,000	-	-	0%
438-484-595-40-63-00	Storm Facility Restoration Program	318,000	-	-	0%
438-485-595-40-63-00	Projects \$50K to \$300 K	265,000	-	-	0%
<b>SW Component of Transportation Projects</b>					
438-487-595-40-63-00	ELSP Shore Lane Reconstruction	120,650	-	-	0%
438-491-595-40-63-00	Sahalee Way-City Limits to 28/233	80,000	-	-	0%
<b>TOTAL CAPITAL</b>		<b>\$ 4,300,470</b>	<b>\$ 178,214.36</b>	<b>\$ 276,601.86</b>	<b>6%</b>
<b>TOTAL FUND</b>		<b>\$ 4,300,470</b>	<b>\$ 178,214.36</b>	<b>\$ 276,601.86</b>	<b>6%</b>

City of Sammamish

**Equipment Rental & Replacement Fund**

**Budget to Actual Expenditure Comparison  
Month Ending June 30, 2023**

Account Number	Description	2023 BUDGET	Monthly Actual	YTD Actual Expended	YTD % Expended
501-000-548-65-11-00	Salaries	\$ 87,100	\$ 7,131.66	\$ 37,606.14	43%
501-000-548-65-12-00	Overtime	20,000	1,110.89	1,203.47	6%
501-000-548-65-14-00	Standby Pay	11,670	-	-	0%
501-000-548-65-21-00	Benefits	35,600	2,730.93	15,001.34	42%
<b>TOTAL PERSONNEL</b>		<b>\$ 154,370</b>	<b>\$ 10,973.48</b>	<b>\$ 53,810.95</b>	<b>35%</b>
501-000-548-65-31-00	Vehicle/Equipment Supplies	\$ 99,500	\$ 6,789.43	\$ 33,403.34	34%
501-000-548-65-32-00	Fuel	1,800	-	-	0%
501-000-548-65-35-00	Small Tools and Equipment	11,700	-	2,091.90	18%
<b>TOTAL SUPPLIES</b>		<b>\$ 113,000</b>	<b>\$ 6,789.43</b>	<b>\$ 35,495.24</b>	<b>31%</b>
501-000-548-65-41-00	Professional Services	\$ 17,800	\$ -	\$ 2,367.98	13%
501-000-548-65-48-00	Repairs and Maintenance	88,000	11,826.01	37,061.89	42%
501-000-548-65-48-07	Repair & Maint - Parts	-	-	2,154.99	*
501-000-548-65-49-03	Training	1,800	5,833.06	5,995.91	<b>333%</b>
<b>TOTAL SERVICES &amp; CHARGES</b>		<b>\$ 107,600</b>	<b>\$ 17,659.07</b>	<b>\$ 47,580.77</b>	<b>44%</b>
501-000-594-48-64-00	Machinery & Equipment (1)	\$ 756,620	\$ 77,850.00	\$ 89,400.34	12%
<b>TOTAL CAPITAL</b>		<b>\$ 756,620</b>	<b>\$ 77,850.00</b>	<b>\$ 89,400.34</b>	<b>12%</b>
<b>TOTAL FUND</b>		<b>\$ 1,131,590</b>	<b>\$ 113,271.98</b>	<b>\$ 226,287.30</b>	<b>20%</b>

(1) 2023 Replacements.

- V-45 2013 Ford F250 4X4 Supercab
- V-46 2013 Ford F250 4X4 Supercab
- V-40 2013 Ford F250 4X4 Supercab
- V-41 2013 Chevrolet Silverado 4X4 Crew Cab
- V-42 2013 Ford F250 4X4 Supercab Flatbed
- V-43 2013 Fprd F150 4X2 Supercap Pickup
- V-31 2010 4WD Ford Escape Hybrid
- V-38 2012 Nissan Leaf EV
- V-39 2012 Nissan Leaf EV
- E-155 Speed Radar Trailer
- E-132 Toyota Forklift Upgrade to Larger Capacity

(1) 2024 Replacements

- V-34 2010 2WD Ford Escape Hybrid
- V-35 2010 2WD Ford Escape Hybrid
- E-149 John Deere Gator XUV 855D with Boss Plow attachment
- E-165 John Deere Gator XUV 855D
- E-169 John Deere Bunker Rake 1200
- E-172 John Deere Gator XUV 855D Gator

City of Sammamish

**Information Technology Fund**

**Budget to Actual Expenditure Comparison**

Month Ending June 30, 2023

Account Number	Description	2023 BUDGET	Monthly Actual	YTD Actual Expended	YTD % Expended
502-000-518-81-11-00	Salaries	\$ 1,171,600	\$ 96,718.30	\$ 579,663.43	49%
502-000-518-81-12-00	Overtime	6,000	195.26	3,100.20	52%
502-000-518-81-13-00	Intern	9,500	-	-	0%
502-000-518-81-21-00	Benefits	439,700	37,517.58	221,957.61	50%
<b>TOTAL PERSONNEL</b>		<b>\$ 1,626,800</b>	<b>\$ 134,431.14</b>	<b>\$ 804,721.24</b>	<b>49%</b>
502-000-518-81-31-00	Office & Operating Supplies	\$ 25,000	\$ 2,237.16	\$ 22,697.69	91%
502-000-518-81-35-00	Small Tools & Minor Equipment	266,000	20,320.31	65,295.66	25%
<b>TOTAL SUPPLIES</b>		<b>\$ 291,000</b>	<b>\$ 22,557.47</b>	<b>\$ 87,993.35</b>	<b>30%</b>
502-000-518-81-41-00	Professional Services (1)	\$ 700,000	\$ 65,226.65	\$ 400,454.45	57%
502-000-518-81-41-01	Prof Svcs-Ortho Photography	85,000	11,258.47	11,258.47	13%
502-000-518-81-41-51	Intergovernmental Services	86,000	14,750.62	29,501.24	34%
502-000-518-81-42-00	Communications	15,000	1,444.33	8,028.25	54%
502-000-518-81-42-02	Postage	-	-	-	*
502-000-518-81-43-00	Travel	2,500	-	2,644.85	106%
502-000-518-81-45-00	Operating Rentals & Leases	48,000	4,333.86	24,654.57	51%
502-000-518-81-48-00	Repair & Maintenance (2)	470,000	63,602.70	155,941.97	33%
502-000-518-81-48-01	Council Chambers AV Repair	50,000	-	-	0%
502-000-518-81-49-01	Memberships	500	183.04	183.04	37%
502-000-518-81-49-03	Training - Seminars/Conference	43,000	-	11,329.79	26%
<b>TOTAL SERVICES &amp; CHARGES</b>		<b>\$ 1,500,000</b>	<b>\$ 160,799.67</b>	<b>\$ 643,996.63</b>	<b>43%</b>
502-000-594-18-64-00	Machinery & Equipment (3)	\$ 205,000	\$ -	\$ 14,263.51	7%
<b>TOTAL CAPITAL</b>		<b>\$ 205,000</b>	<b>\$ -</b>	<b>\$ 14,263.51</b>	<b>7%</b>
<b>TOTAL FUND</b>		<b>\$ 3,622,800</b>	<b>\$ 317,788.28</b>	<b>\$ 1,550,974.73</b>	<b>43%</b>

O365 G3, Microsoft EA (2022), SiteImprove, Smarsh, VPN Security, Encryptomatic (Message Export-Clerk PRRs), SeeClickFix, Square (Trakit), Collabware (ERMS), ESRI, DLT (AutoCad), Adobe, Diligent (iCompass), Opentext (Hightail), Springbrook, Galaxy upgrade.

City of Sammamish

**Risk Management Fund**

**Budget to Actual Expenditure Comparison  
Month Ending June 30, 2023**

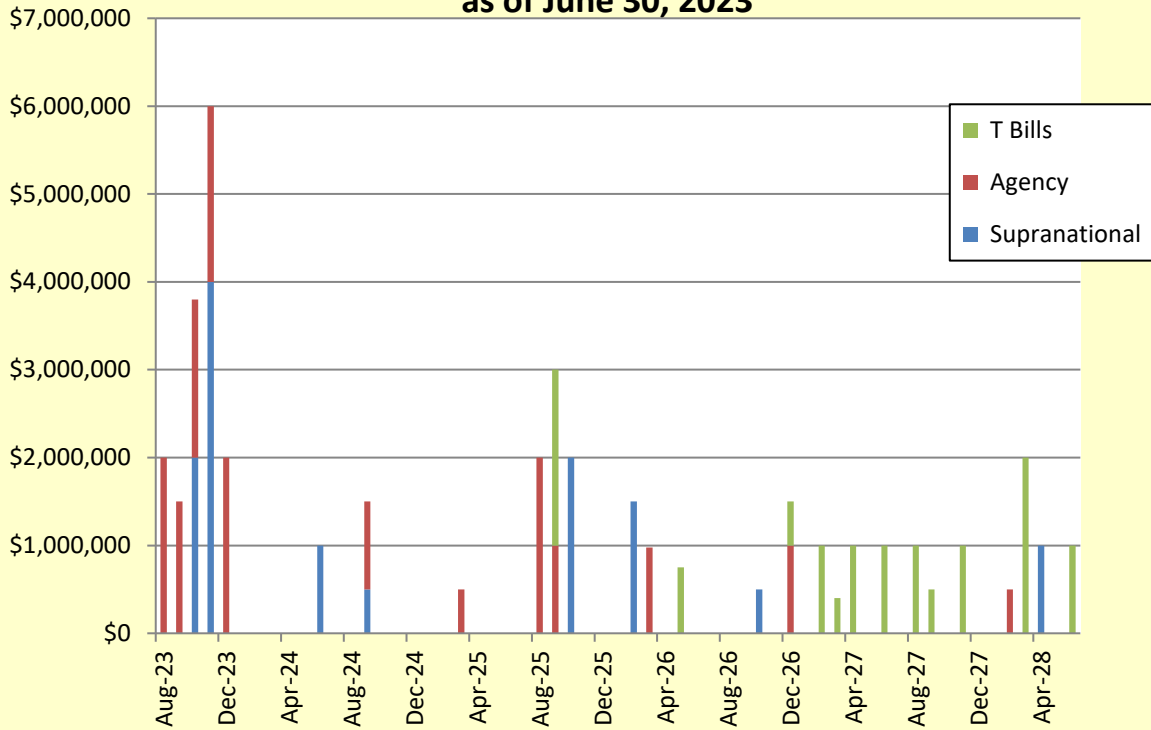
Account Number	Description	2023 BUDGET	Monthly Actual	YTD Actual Expended	YTD % Expended
503-000-517-70-22-00	Unemployment Benefits	\$ 25,000	\$ -	\$ -	0%
<b>TOTAL PERSONNEL</b>		<b>\$ 25,000</b>	<b>\$ -</b>	<b>\$ -</b>	<b>0%</b>
503-000-518-90-46-00	Insurance	\$ 700,000	\$ -	\$ 727,982.94	104%
<b>TOTAL SERVICES &amp; CHARGES</b>		<b>\$ 700,000</b>	<b>\$ -</b>	<b>\$ 727,982.94</b>	<b>104%</b>
<b>TOTAL FUND</b>		<b>\$ 725,000</b>	<b>\$ -</b>	<b>\$ 727,982.94</b>	<b>100%</b>



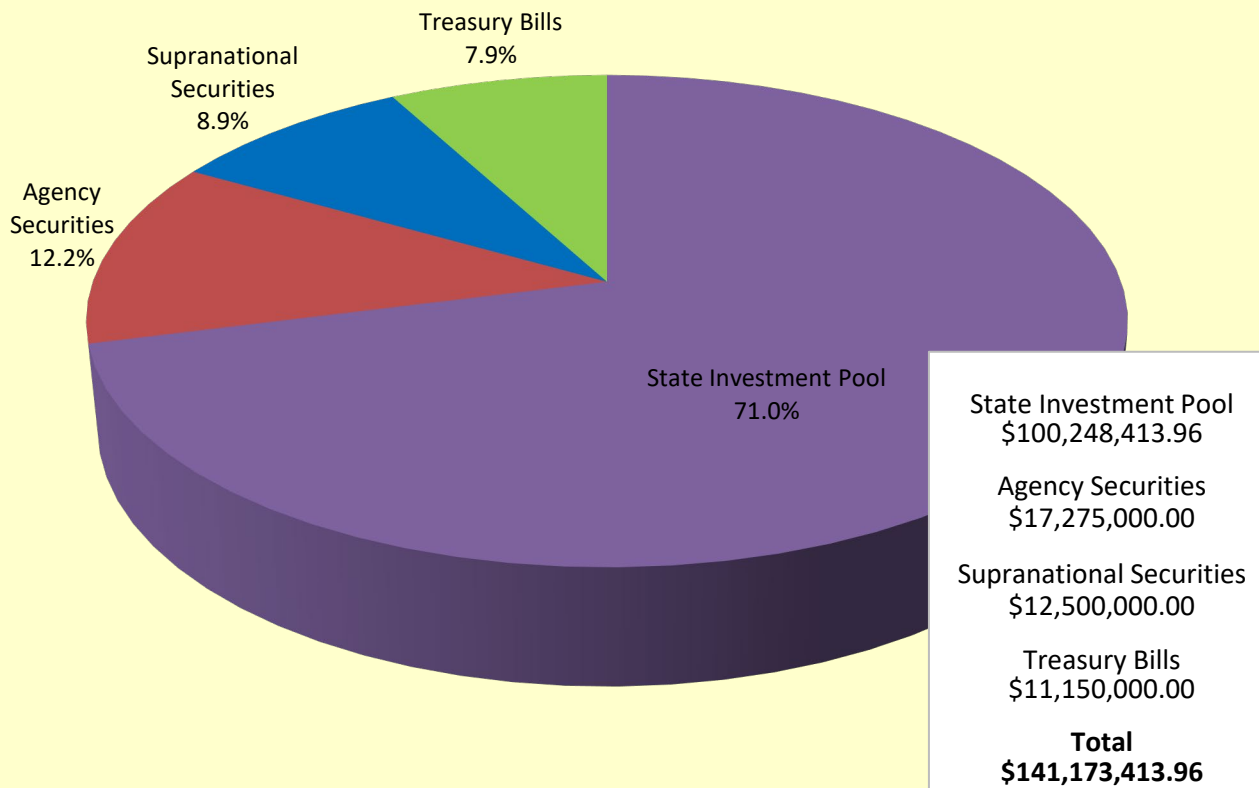
# INVESTMENT PORTFOLIO

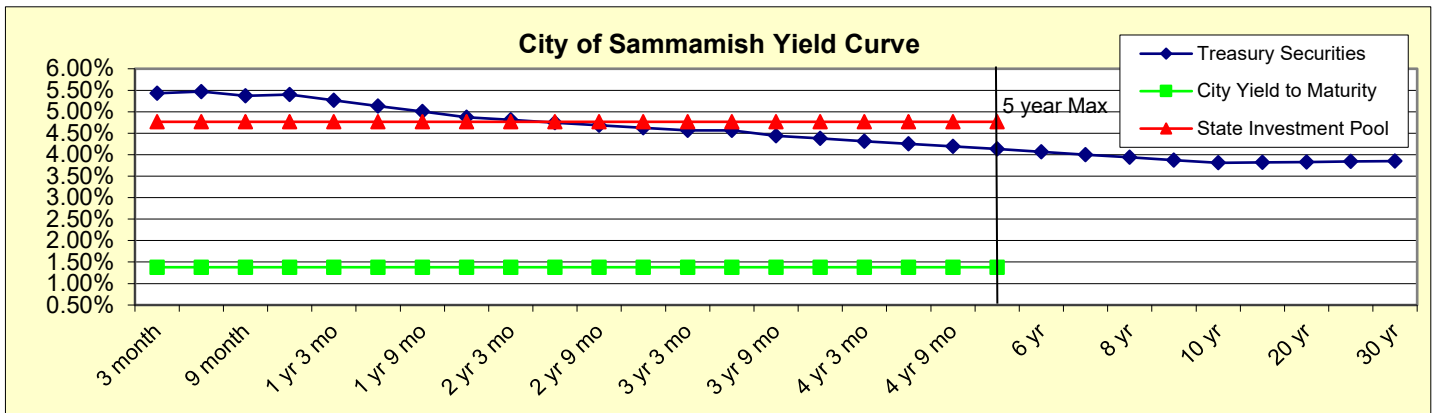
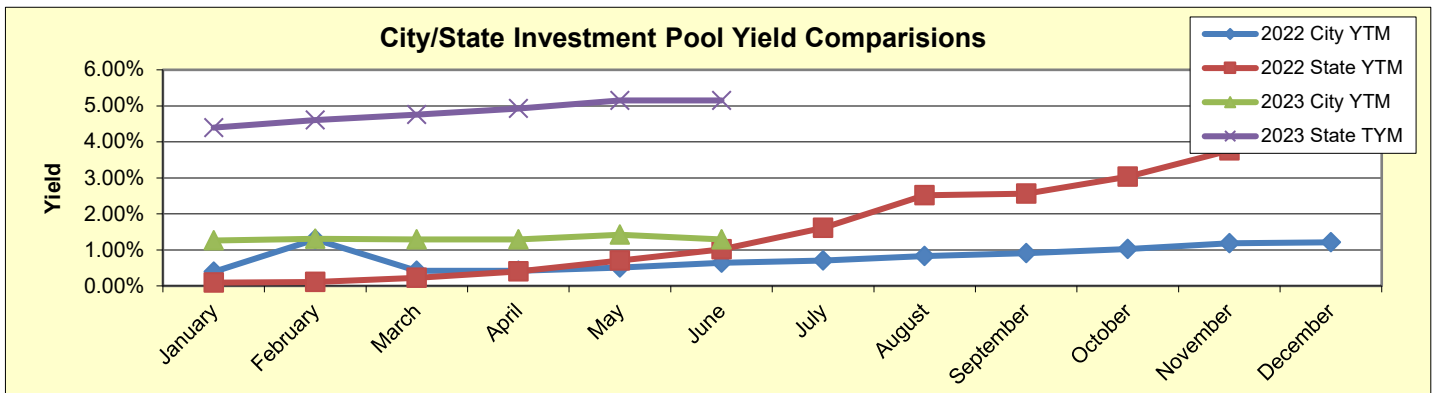
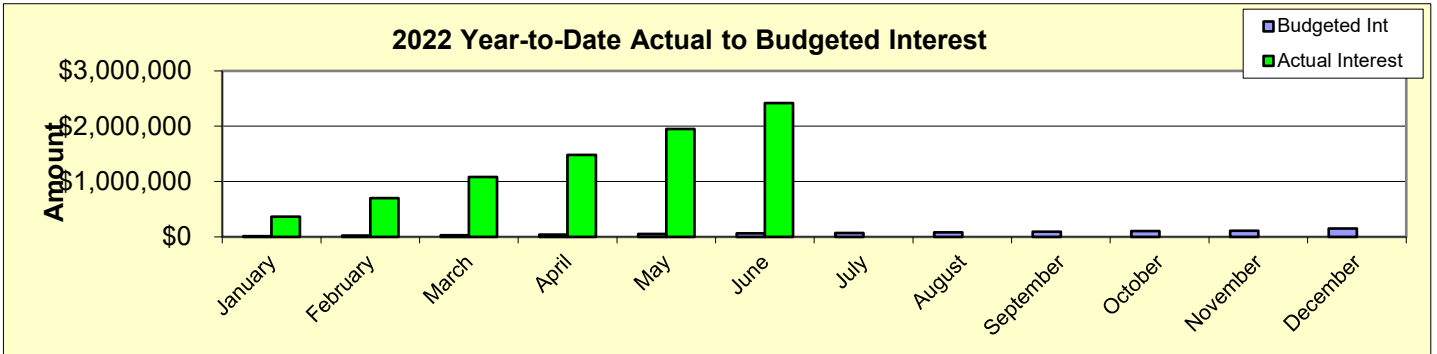
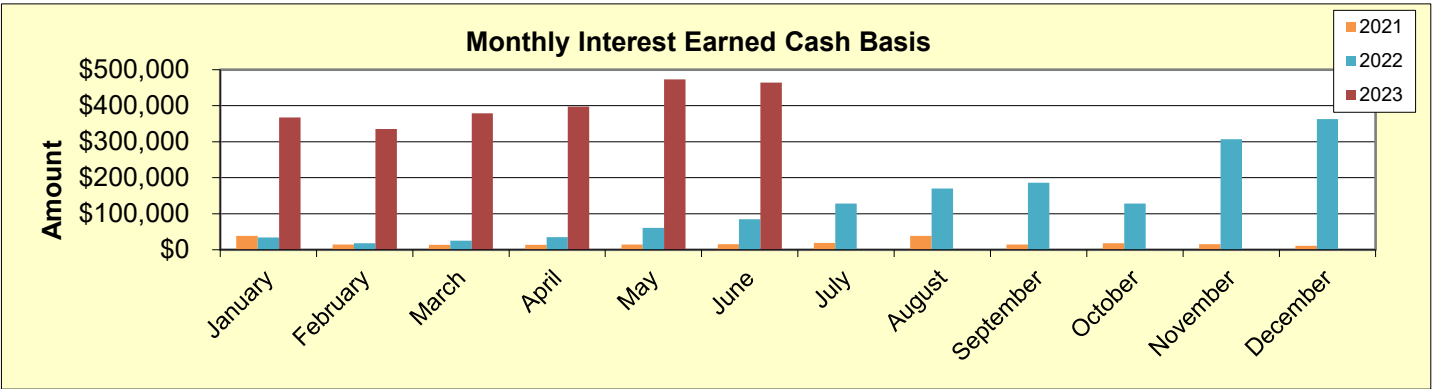
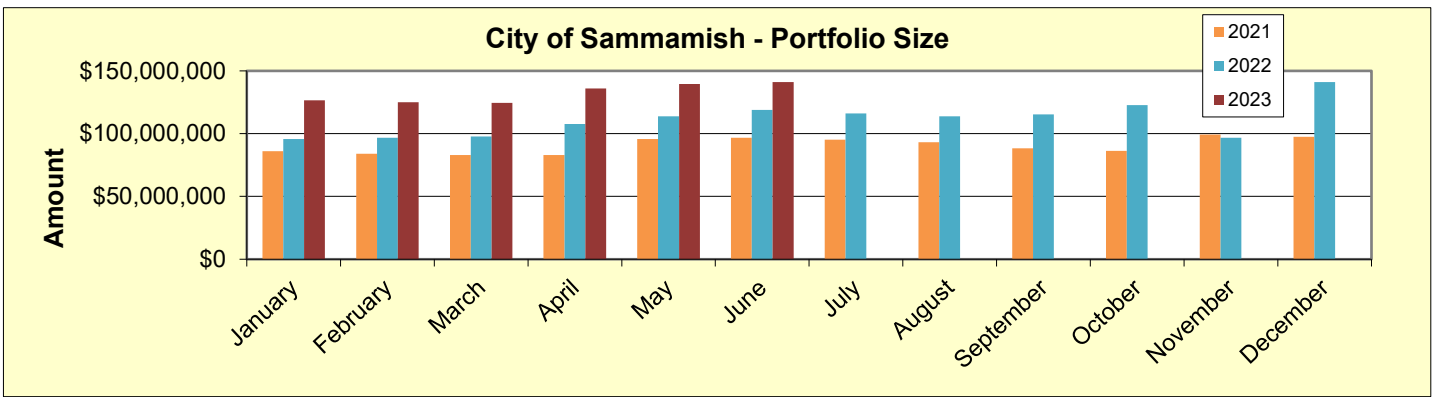
## City of Sammamish Portfolio Maturities

as of June 30, 2023



## Investments By Category





City of Sammamish  
Investment Portfolio  
**Average Life**  
As of 06/30/2023

Effective Yield	Actual	Benchmark*
6/30/2023	1.29%	2.76%
3 Months		2.57%
6 Months		2.32%
1 Year		1.80%

\*Benchmark equal to U.S. Treasury rates for applicable period

City of Sammamish  
Investment Portfolio  
**Maturity Structure**  
As of 06/30/2023

Days to Maturity	Latest Maturity Dates	Par Amount	% of the Total	Target %
Overnight	06/30/23	100,248,413.96	71.0%	
2 days to 6 mo	12/30/23	15,300,000.00	10.8%	
6 mo to 1 yr	06/30/24	1,000,000.00	0.7%	
1 yr to 2 yrs	06/30/25	1,500,000.00	1.1%	
<b>2 yrs and less subtotal</b>		<b>118,048,413.96</b>	<b>83.6%</b>	<b>&gt; 65.0%</b>
2 yrs to 3 yrs	06/30/26	10,725,000.00	7.6%	
3 yrs to 4 yrs	06/30/27	5,400,000.00	3.8%	
4 yrs to 5 yrs	06/30/28	7,000,000.00	5.0%	
<b>Greater than 2 yrs</b>		<b>23,125,000.00</b>	<b>16.4%</b>	<b>&lt; 35.0%</b>
<b>Total</b>		<b>141,173,413.96</b>	<b>100.0%</b>	

City of Sammamish  
Investment Portfolio  
**Diversification Structure**  
As of 06/30/2023

Type of Security	Par Amount	Type %	Type Max %	Class Max %
State Investment Pool	100,248,413.96	71.01%		
<b>Local Pool Sub-Total</b>	<b>100,248,413.96</b>	<b>71.01%</b>		<b>100%</b>
Federal Farm Credit Bank	2,000,000.00	1.42%	20%	
Federal Agricultural Mtg Corp	-	0.00%	20%	
Federal Home Loan Mort Corp	8,300,000.00	5.88%	20%	
Federal Nat'l Mtg Assn	3,000,000.00	2.13%	20%	
Federal Home Loan Bank	3,975,000.00	2.82%	20%	
Resolution Funding Corp	-	0.00%	20%	
<b>Federal Agency Sub-Total</b>	<b>17,275,000.00</b>	<b>12.24%</b>		<b>80%</b>
US Treasury Note	11,150,000.00	7.90%		
Financing Corp	-	0.00%		
<b>US Treasury Sub-Total</b>	<b>11,150,000.00</b>	<b>7.90%</b>		<b>100%</b>
Asian Development Bank	5,500,000.00	3.90%		
Inter-American Development Bank	2,500,000.00	1.77%		
International Finance Corporation	500,000.00	0.35%		
International Bank for R & D	4,000,000.00	2.83%		
<b>Supranational Sub</b>	<b>12,500,000.00</b>	<b>8.85%</b>		<b>20%</b>
<b>Total</b>	<b>141,173,413.96</b>	<b>100.00%</b>	<b>n/a</b>	<b>n/a</b>